



La salud
es de todos

Minsalud

COLOMBIA
2019

Colombia violence

AGAINST CHILDREN AND YOUTH SURVEY

2018



COLOMBIA VIOLENCE AGAINST CHILDREN AND YOUTH SURVEY, 2018.

Ministry of Health and Social Protection

Juan Pablo Uribe Restrepo, Minister of Health and Social Protection
Iván Darío González Ortiz, Vice Minister of Health and Care Services
Diana Isabel Cárdenas Gamboa, Vice Minister of Social Protection
Gerardo Lubín Burgos Bernal, Secretary General
Sandra Lorena Girón Vargas, Director of Epidemiology and Demography
Aida Milena Gutiérrez Álvarez, Director of Promotion and Prevention

CDC

Andrés Villaveces, Principal Investigator
Greta Massetti, Chief, Field Epidemiology and Prevention Branch
Howard Kress, Implementation Team Leader
Evelyn Dávila, Data Team Leader

Together for Girls

Daniela Ligiero, Executive Director and CEO
Begoña Fernández, Technical Officer

United States Agency for International Development (USAID)

Lawrence J. Sacks, Mission Director, USAID Colombia
Martha Liliana Aponte, Deputy Mission Director, USAID Colombia
Michael Torreano, Director, Reconciliation and Inclusion Office (RIO), USAID Colombia
Camila Gómez, Reconciliation and Inclusion Office (RIO), USAID Colombia

International Organization for Migration (IOM)

Colombia Mission - <http://www.oim.org.co>
Ana Durán, Chief of Mission
Gerard Gómez, Adjunct Chief of Mission
Alessia Schiavon, Director of Programs
Juan Manuel Luna, Coordinator, Program of Reintegration and Prevention of Recruitment (RPR)
Sandra Ruiz Ceballos, Adjunct Coordinator RPR Program
Paula Rivero, Manager, Prevention of Recruitment, RPR Program
Alex Ordóñez Argote, Specialist in Prevention RPR Program

©International Organization for Migration (IOM), CDC, Ministry of Health and Social Protection of Colombia, 2019

Impreso en Colombia. Printed in Colombia.

This survey is made possible by the generous support of the American People through the United States Agency for International Development (USAID) and the U.S. Centers for Disease Control and Prevention (CDC). Supplemental funding and additional support for this survey were provided by Together for Girls (TfG). Additional support was provided by the International Organization for Migration (IOM). The findings and conclusions in this report are those of the authors and do not necessarily represent the official position of the U.S. Centers for Disease Control and Prevention, USAID, the United States Government, or the International Organization for Migration (IOM).

All rights reserved. This publication may be reproduced in whole or in part, archived, or transmitted through any means (electronic, mechanic, photocopied, recorded, or other), as it is a document for free dissemination and knowledge for the public.



COLOMBIA
2019

Colombia
violence
AGAINST CHILDREN AND YOUTH SURVEY
2018



Contents

LIST OF FIGURES	11
PREFACE	15
SECTION A: CONTRIBUTORS	18
STEERING COMMITTEE MEMBERS	18
INTERSECTORAL WORKING GROUP MEMBERS	18
CENTERS FOR DISEASE CONTROL AND PREVENTION (CDC): TECHNICAL ASSISTANCE PROVIDER	18
INTERNATIONAL ORGANIZATION FOR MIGRATION (IOM): COORDINATING AGENCY	18
UNITED STATES AGENCY FOR INTERNATIONAL DEVELOPMENT (USAID): FUNDING AGENCY	19
PROYECTAMOS COLOMBIA SAS: IMPLEMENTING AGENCY	19
REGIONAL COORDINATORS	19
FIELD TEAM LEADERS	19
INTERVIEWERS	19
SECTION B: KEY TERMS AND DEFINITIONS	21
VIOLENCE	21
1. SEXUAL VIOLENCE	21
2. PHYSICAL VIOLENCE	21
3. PSYCHOLOGICAL VIOLENCE	22
SECTION C: LIST OF ACRONYMS	22
SUMMARY OF FINDINGS.....	23

COLOMBIA VIOLENCE AGAINST CHILDREN AND YOUTH SURVEY, 2018.

The Ministry of Health and Social Protection (MHSP) led all aspects of the Colombia Violence Against Children and Youth Survey (VACS) with inputs from institutional members of the Intersectoral Working Group (IWG). The Ministry of Health and Social Protection advised on survey design, provided the survey sample, and contributed to fieldwork implementation and data weighting. The U.S. Centers for Disease Control and Prevention (CDC) provided technical assistance, and the International Organization for Migration (IOM) in Colombia coordinated the study and directed the implementation strategy. The implementing agency in the field was Proyectamos SAS under the supervision of the Ministry of Health and Social Protection and the International Office for Migration (IOM).

CDC in collaboration with the Ministry of Health and Social Protection conducted weighting. CDC conducted data analysis in support of this report and co-wrote the report with inputs from IOM, the United States Agency for International Development (USAID), and the Government of Colombia including the Intersectoral Working Group. The authors consulted with partners and the government of Colombia on evidence-based strategies to prevent violence against children and youth. Any policy recommendations contained within this document with regard to budget allocations or statutory changes are the recommendations of the Government of Colombia and do not reflect an endorsement of the CDC, USAID, or the U.S. Government.

Recommended Citation:

Government of Colombia, Ministry of Health and Social protection. Colombia, Violence Against Children and Youth Survey, 2018. Bogotá, Colombia, 2019.

SECTION 1: INTRODUCTION AND BACKGROUND 24

1.1. BACKGROUND 24

1.2. GLOBAL BURDEN AND CONSEQUENCES OF VIOLENCE 28

1.3. VIOLENCE AGAINST CHILDREN AND YOUTH IN COLOMBIA 30

1.3.1. THE NEED TO LEARN MORE ABOUT VIOLENCE AGAINST CHILDREN IN COLOMBIA 30

SECTION 2: METHODOLOGY OF THE COLOMBIA VIOLENCE AGAINST CHILDREN AND YOUTH SURVEY 32

2.1. SURVEY QUESTIONNAIRE 33

2.2. CAPACITY BUILDING OF SURVEY PERSONNEL 34

2.3. STUDY DESIGN AND SAMPLING 35

2.3. SURVEY PROCEDURES, INCLUSION CRITERIA, AND ETHICAL CONSIDERATIONS 36

2.4. REFERRALS 37

2.6. RESPONSE RATES AND DATA ANALYSIS 39

2.6.1. WEIGHTED PERCENTAGES 39

2.6.2. INTERPRETATION OF ESTIMATES AND DEFINITIONS OF UNRELIABLE ESTIMATES 40

2.6.3. TECHNICAL NOTE TO THE READER 40

2.6.4. DIFFERENCES BETWEEN ESTIMATES 40

2.6.5. PRESENTATION OF RESULTS AND TABLES OF RESULTS 40

SECTION 3: CHARACTERISTICS OF THE POPULATION 42

3.1. CHARACTERISTICS OF 18-24-YEAR-OLDS 44

3.2. CHARACTERISTICS OF 13-17-YEAR-OLDS 45

SECTION 4: SEXUAL VIOLENCE: PREVALENCE, PERPETRATORS, AND SERVICE-SEEKING 46

4.1. SEXUAL VIOLENCE IN CHILDHOOD AMONG 18-24-YEAR-OLDS 48

4.1.1. PERPETRATORS OF THE FIRST INCIDENTS OF SEXUAL VIOLENCE IN CHILDHOOD AMONG 18-24-YEAR-OLDS 49

4.1.2. CONTEXTS OF THE FIRST INCIDENTS OF SEXUAL VIOLENCE IN CHILDHOOD AMONG 18-24-YEAR- OLDS 50

4.1.3. DISCLOSURE AND KNOWLEDGE OF SERVICES FOR SEXUAL VIOLENCE IN CHILDHOOD AMONG 18-24-YEAR-OLDS 51

4.2. SEXUAL VIOLENCE IN THE PAST 12 MONTHS AMONG 13-17-YEAR-OLDS 52

4.2.1. PERPETRATORS OF THE MOST RECENT INCIDENTS OF SEXUAL VIOLENCE AMONG 13-17-YEAR-OLDS 52

4.2.2. DISCLOSURE AND KNOWLEDGE OF SERVICES FOR SEXUAL VIOLENCE IN THE PAST 12 MONTHS AMONG 13-17-YEAR-OLDS 52

SECTION 5: PHYSICAL VIOLENCE: PREVALENCE, PERPETRATORS, AND SERVICE-SEEKING 54

5.1. PHYSICAL VIOLENCE IN CHILDHOOD AMONG 18-24-YEAR-OLDS 56

5.1.1. DISCLOSURE, KNOWLEDGE OF SERVICES, AND SERVICE-SEEKING FOR PHYSICAL VIOLENCE IN CHILDHOOD AMONG 18-24-YEAR-OLDS 58

5.2. PHYSICAL VIOLENCE IN THE PAST 12 MONTHS AMONG 13-17-YEAR-OLDS 59

5.2.1. DISCLOSURE, KNOWLEDGE OF SERVICES, AND SERVICE-SEEKING FOR PHYSICAL VIOLENCE IN THE PAST 12 MONTHS AMONG 13-17-YEAR-OLDS 59

5.3. WITNESSING PHYSICAL VIOLENCE 60

SECTION 6: PSYCHOLOGICAL VIOLENCE 62

SECTION 7: RECENT SEXUAL AND PHYSICAL VIOLENCE AMONG YOUNG ADULTS 66

7.1. SEXUAL VIOLENCE IN THE PAST 12 MONTHS AMONG 18-24-YEAR-OLDS 67

7.2. PHYSICAL VIOLENCE IN THE PAST 12 MONTHS AMONG 18-24-YEAR-OLDS 67

SECTION 8: OVERLAP OF TYPES OF VIOLENCE: SEXUAL, PHYSICAL, AND PSYCHOLOGICAL VIOLENCE 68

8.1. OVERLAP OF TYPES OF VIOLENCE IN CHILDHOOD AND IN THE PAST 12 MONTHS AMONG 18-24-YEAR-OLDS 70

8.2. OVERLAP OF TYPES OF VIOLENCE IN THE PAST 12 MONTHS AMONG 13-17-YEAR-OLDS 71

SECTION 9: HEALTH CONDITIONS ASSOCIATED WITH SEXUAL, PHYSICAL, AND PSYCHOLOGICAL VIOLENCE 72

9.1. SEXUAL, PHYSICAL, AND PSYCHOLOGICAL VIOLENCE IN CHILDHOOD AND MENTAL AND PHYSICAL HEALTH AMONG 18-24-YEAR-OLDS 74

9.2. SEXUAL, PHYSICAL, AND PSYCHOLOGICAL VIOLENCE IN THE PAST 12 MONTHS AND MENTAL AND PHYSICAL HEALTH AMONG 13-17-YEAR-OLDS 76

9.3. MISSING SCHOOL DUE TO VIOLENCE 77

SECTION 10: BELIEFS AND ATTITUDES ABOUT GENDER AND VIOLENCE AND VIOLENCE PERPETRATION 78

10.1. BELIEFS ABOUT DOMESTIC VIOLENCE AND TRADITIONAL GENDER NORMS 80

10.2. PREVALENCE OF VIOLENCE PERPETRATION 81

10.3. PREVALENCE OF INTIMATE PARTNER VIOLENCE PERPETRATION 83

SECTION 11: CHARACTERISTICS ASSOCIATED WITH SEXUAL AND PHYSICAL VIOLENCE 84

SECTION 12: INSPIRE INDICATORS 86

12.1. NORMS AND VALUES 87

12.2. SAFE ENVIRONMENTS 88

12.3. PARENT AND CAREGIVER SUPPORT 88

12.4. INCOME AND ECONOMIC STRENGTHENING 88

12.5. EDUCATION AND LIFE SKILLS 88

SECTION 13: DISCUSSION AND PREVENTION STRATEGIES 90

13.1. PREVENTION STRATEGIES 92

13.2. SPECIFIC PRIORITIES FOR PREVENTION 93

13.3. SUMMARY OF THE MAPPED INSPIRE STRATEGIES TO THE SELECTED PRIORITIES FOR COLOMBIA 93

13.4. SUMMARY OF THE MAPPED PRIORITIES BY SECTOR AND INSPIRE STRATEGY 95

13.5. SELECTION OF INTERVENTIONS FOR THE PREVENTION OF VIOLENCE AGAINST CHILDREN IN COLOMBIA 96

13.6. KEY MESSAGES FROM THE SURVEY IMPLEMENTATION AND DATA TO ACTION EXERCISES 97

13.7. PERSISTING CHALLENGES AND SOME RECOMMENDATIONS 98

13.8. DISSEMINATION OF INFORMATION 98

13.9. STRENGTHS AND LIMITATIONS 99

13.10. CONCLUSIONS 101

APPENDIX A.1: COLOMBIA VACS DATA TABLES (NATIONAL) 102

SECTION 3: BACKGROUND CHARACTERISTICS 104

SECTION 4: SEXUAL VIOLENCE IN CHILDHOOD 112

SECTION 5: PHYSICAL VIOLENCE IN CHILDHOOD 121

SECTION 6: PSYCHOLOGICAL VIOLENCE IN CHILDHOOD 127

SECTION 7: VIOLENCE IN YOUNG ADULTHOOD 128

SECTION 8: MULTIPLE FORMS OF VIOLENCE IN CHILDHOOD, ADOLESCENCE AND YOUNG ADULTHOOD 132

SECTION 9: HEALTH CONSEQUENCES ASSOCIATED WITH VIOLENCE, AND PREGNANCY AND MISSING SCHOOL DUE TO VIOLENCE 134

SECTION 10: ATTITUDES ABOUT DOMESTIC VIOLENCE, GENDER, AND SEXUAL PRACTICES, AND VIOLENCE PERPETRATION 141

SECTION 11: CHARACTERISTICS ASSOCIATED WITH VIOLENCE 146

INSPIRE INDICATOR 151

APPENDIX A.2: COLOMBIA VACS DATA TABLES (PRIORITY MUNICIPALITIES) 154

SECTION 3: BACKGROUND CHARACTERISTICS 156

SECTION 4: SEXUAL VIOLENCE IN CHILDHOOD 164

SECTION 5: PHYSICAL VIOLENCE IN CHILDHOOD 169

SECTION 6: PSYCHOLOGICAL VIOLENCE IN CHILDHOOD 176

SECTION 8: MULTIPLE FORMS OF VIOLENCE IN CHILDHOOD, ADOLESCENCE AND YOUNG ADULTHOOD 177

SECTION 9: HEALTH CONSEQUENCES ASSOCIATED WITH VIOLENCE, AND PREGNANCY AND MISSING SCHOOL DUE TO VIOLENCE 179

SECTION 10: ATTITUDES ABOUT DOMESTIC VIOLENCE, GENDER, AND SEXUAL PRACTICES, AND VIOLENCE PERPETRATION 186

SECTION 11: CHARACTERISTICS ASSOCIATED WITH VIOLENCE 192

INSPIRE INDICATORS 196

APPENDIX B: SUPPLEMENTARY SAMPLING METHODS	200
B.1. STUDY DESIGN AND SAMPLING	202
B.2. STAGES OF SELECTION	202
B.3. WEIGHTING PROCEDURE	205
B.3.1. BASE WEIGHT	205
B.3.2. NON-RESPONSE WEIGHT	205
B.3.3. HOUSEHOLD-LEVEL RESPONSE RATE	205
B.3.4. PERSON-LEVEL RESPONSE RATE	206
B.3.5. POST-STRATIFICATION WEIGHT	207
B.3.6. FINAL WEIGHTS	207
B.3.7. STATISTICAL SIGNIFICANCE	207
APPENDIX C: VACS QUESTIONNAIRES	208
C.1. HEAD OF HOUSEHOLD QUESTIONNAIRE	210
C.2. FEMALE QUESTIONNAIRE	217
C.3. MALE QUESTIONNAIRE	258
REFERENCES	300

List of Figures

Figure 1.1. Geographic distribution of homicide rates per 100,000 population by municipality where the event occurred, Colombia, 2018. Adapted from Forensis 2018, National Institute of Legal Medicine and Forensic Sciences (INMLCF). **27**

Figure 4.1 Prevalence of sexual violence prior to age 18, among 18-24-year-olds – Colombia Violence Against Children and Youth Survey (VACS), 2018..... **48**

Figure 4.2 Perpetrators of first incidents of sexual violence, among females aged 18-24 years who experienced sexual violence prior to age 18 – Colombia Violence Against Children and Youth Survey (VACS), 2018..... **49**

Figure 4.3 Perpetrators of first incidents of sexual violence, among males aged 18-24 years who experienced sexual violence prior to age 18 – Colombia Violence Against Children and Youth Survey (VACS), 2018..... **50**

Figure 4.4 Location of first incident of sexual violence, among 18-24-year-old females who experienced sexual violence prior to age 18 – Colombia Violence Against Children and Youth Survey (VACS), 2018..... **50**

Figure 4.5 Disclosure and knowledge of services for any incident of sexual violence, among 18-24-year-olds who experienced any sexual violence prior to age 18 – Colombia Violence Against Children and Youth Survey (VACS), 2018..... **51**

Figure 4.6 Disclosure and knowledge of services for any incident of sexual violence among 13-17-year-olds who experienced any sexual violence in the past 12 months – Colombia Violence Against Children and Youth Survey (VACS), 2018..... **53**

Figure 5.1 Prevalence of physical violence prior to age 18, among 18-24-year-olds – Colombia Violence Against Children and Youth Survey (VACS), 2018..... **57**

Figure 5.2 Prevalence of physical violence prior to age 18 by perpetrator, among 18-24-year-olds – Colombia Violence Against Children and Youth Survey (VACS), 2018..... **57**

Figure 5.3 Disclosure, knowledge of services, service seeking and receipt for any incident of physical violence, among 18-24-year-olds who experienced physical violence before 18 – Colombia Violence Against Children and Youth Survey (VACS), 2018..... **58**

Figure 5.4 Prevalence of physical violence in the past 12 months, among 13-17-year-olds – Colombia Violence Against Children and Youth Survey (VACS), 2018..... **59**

Figure 5.5 Service seeking and receipt for any incident of physical violence, among 13-17-year-olds who experienced physical violence in the past 12 months – Colombia Violence Against Children and Youth Survey (VACS), 2018..... **60**

Figure 5.6 Prevalence of witnessing physical violence in the home and in the neighborhood prior to age 18 among 18-24 year old females and males, Colombia Violence Against Children and Youth Survey (VACS), 2018.....	61
Figure 5.7 Prevalence of witnessing physical violence in the home and in the neighborhood among 13-17-year-olds in the past 12 months – Colombia Violence Against Children and Youth Survey (VACS), 2018.....	61
Figure 6.1 Prevalence of psychological violence by a parent, adult caregiver, or adult relative before age 18, among 18-24-year-olds – Colombia Violence Against Children and Youth Survey (VACS), 2018.....	62
Figure 6.2 Prevalence of psychological violence by a parent, caregiver, or adult relative in the past 12 months, among 13-17- year-olds – Colombia Violence Against Children and Youth Survey (VACS), 2018.....	65
Figure 8.1 Prevalence of different types of violence and multiple forms of violence experienced before age 18, among 18-2-year-olds – Colombia Violence Against Children and Youth Survey (VACS), 2018.....	70
Figure 8.2 Prevalence of different types of violence and multiple forms of violence, among 13-17-year-olds – Colombia Violence Against Children and Youth Survey (VACS), 2018.....	71
Figure 9.1 Prevalence of moderate or serious mental distress in the past 30 days and experiences of various types of violence prior to age 18, among 18-24-year-old females – Colombia Violence Against Children and Youth Survey (VACS), 2018.....	75
Figure 9.2 Prevalence of mental distress (moderate and serious) in the past 30 days and experiences of various types of violence prior to age 18, among 18-24-year-old males – Colombia Violence Against Children and Youth Survey (VACS), 2018.....	76
Figure 10.1 Endorsement of traditional norms about gender, sexual behavior, and intimate partner violence among 18-24-year-olds – Colombia Violence Against Children and Youth Survey (VACS), 2018.....	80
Figure 10.2. Endorsement of traditional norms about gender, sexual behavior, and intimate partner violence among 13-17-year-olds – Colombia Violence Against Children and Youth Survey (VACS), 2018.....	81
Figure 10.3 Prevalence of physical violence perpetration among 18-24-year-olds – Colombia Violence Against Children and Youth Survey (VACS), 2018.....	82
Figure 10.4 Prevalence of physical violence perpetration among 13-17-year-olds – Colombia Violence Against Children and Youth Survey (VACS), 2018.....	82

Figure 13.1 Number of INSPIRE strategies linked to violence prevention priorities based on data from the VACS in Colombia, 2018.....	94
Figure 13.2 Number of priorities that address types of violence or characteristics associated with violence, VACS, Colombia, 2018.....	94
Figure 13.3 Violence Against Children Priorities and INSPIRE strategies by sector. Violence Against Children and Youth Survey, Colombia, 2018.....	95

Preface

Violence in all its forms – physical, psychological and sexual – affects the development of children and youth and has consequences that can hamper their social relationships and academic performance, can lead to mental health problems, increase the likelihood of substance abuse, and increase the likelihood of morbidity or early mortality.

The best investment that a country can make to ensure a bright future is to invest in improving the living conditions of children, adolescents, and youth. The relationships with parents or caregivers, the educational experiences and the environments in which individuals develop can have great impact in their physical, cognitive, emotional and social development in adulthood.

In 2018, in Colombia, 10,794 children, adolescents and youth were victims of violence.¹ This number is likely larger given that these data refer only to reported cases. That same year, Colombia completed the first Violence Against Children and Youth Survey (VACS), with the objective of estimating the magnitude of different forms of violence that affect young populations in our country.

This survey is the product of work led by the Ministry of Health and Social Protection of Colombia (MoHSP), with technical and methodological support from the U.S. Centers for Disease Control and Prevention (CDC), financial support from the United States Agency for International Development (USAID), and partnership support from

Together for Girls (TfG). The operational aspects of this endeavor were led by the International Organization for Migration (IOM).

This effort also had support from the Intersectoral Working Group (IWG) that includes participation from the Office of the Presidential Advisor on Women's Equity, Ministry of Justice, Ministry of Education, Office of the Prosecutor General, national Police, Institute of Legal Medicine and Forensic Sciences, Colombian Institute of Family Welfare, University of Los Andes and the Red PaPaz. This group provided key inputs for the implementation of this effort, and the review and discussion of results of the survey. These have allowed for a better understanding of the context, the interpretation of findings and the strengthening of preventative efforts.

VACS is part of a strategy promoted by the World Health Organization (WHO) aimed at preventing violence against children through INSPIRE, an approach that includes seven strategies that have shown success in reducing violence against children, adolescents and youth.

INSPIRE promotes a view of a world in which all governments, with active participation of civil society and communities, apply and monitor interventions aimed at preventing or reducing violence against children, adolescents and youth so as to enable their full development potential.

In the Convention for the Rights of the Child, ratifying states are encouraged to

¹ Instituto Nacional de Medicina Legal y Ciencias Forenses. FORENSIS – Datos para la vida. 2018

adopt relevant legislative, administrative, social, and educational strategies to protect children, adolescents and youth from all forms of violence and under the protection of parents and caregivers. It also highlights the need to address the urgent social and public health burden that violence has in this population group.ⁱⁱ

Additionally, two of the Sustainable Development Goals are oriented towards eradicating violence against children and youth. One seeks to significantly reduce all forms of violence and consequently mortality rates globally, and the second seeks to eliminate child maltreatment, exploitation and all forms of violence and torture against children.

Colombia adds itself to these global efforts to eradicate violence against children, adolescents and youth through its National Development Plan 2018 – 2022 where in objective 3, a Pact for Equity prioritizing children and youth is included.

Moreover, within the Sustainable Development Goals Framework, on August 14th, 2019 Colombia became a pathfinder country as part of the End Violence Against Children Partnership. This initiative is supported by the United Nations and bilateral, multilateral, and civil society organizations.

The End Violence partnership seeks to sensitize and highlight the impact of violence on the lives of children, adolescents and youth. It seeks to mobilize all sectors of society and coordinate across sectors so that priority actions can be implemented and that both government and civil society will ensure that urgent concrete interventions are implemented with the

aim of highlighting, preventing, responding to and eliminating violence against children, adolescents and youth.

Bearing in mind the importance of this topic for Colombia and its national and international commitments, VACS has been included as part of the National System of Studies and Population Surveys on Health. This guarantees national standards of quality, comparability, and monitoring of results. This survey is included in the program agenda to be repeated in five years so as to be able to inform planning efforts and integrated responses to the prevention of violence against children, adolescents and youth in Colombia.

VACS was designed with the objective of measuring the prevalence and circumstances in which sexual, physical, and psychological violence occur during childhood and adolescence (before 18 years) and in young adulthood. It also identifies risk factors, protective factors, and consequences of violence.

VACS results show that more than 2 out of five males and females – 40.8% of males and 42.1% of females – experienced sexual, physical or psychological violence at any point in their childhood.

With the findings from this survey several challenges are highlighted for Colombia:

- The need to address violence in all contexts with a gender focus and with care appropriate to ethnicities, disabilities or cultures.
- The need to coordinate evidence-based prevention strategies within a multisectoral framework.

- The need to further develop human capacities with an integrated care for violence perspective.

- The need to transform traditional gender beliefs and practices.

- The need to further disseminate knowledge on the appropriate path for protection and care services for children, adolescents and youth.

VACS contributes to strengthen the country's capacity to design, implement and evaluate violence prevention programs and enrich those existing child protection systems.

The results obtained from the 2018 VACS will generate a baseline that

will complement monitoring activities currently being conducted in Colombia.

Preventing violence against children, adolescents and youth is a priority for Colombia and must involve a commitment through public policies in all departments, districts, and municipalities. The Social Policy Territorial Councils must commit to protect children and adolescents in their territories so that planning and implementation processes can lead to the elimination of violence against children, adolescents and youth in all its forms. This can only be managed if all efforts and commitments are aligned and are priority for all.

JUAN PABLO URIBE RESTREPO
Minister of Health and Social Protection

ⁱⁱ INSPIRE: Seven strategies for ending violence against children. World Health Organization – 2016

SECTION A: CONTRIBUTORS

STEERING COMMITTEE MEMBERS (MHSP)

Ministry of Health and Social Protection (MHSP)

Juan Pablo Uribe Restrepo,
Minister of Health and Social Protection
Iván Darío González Ortiz,
Vice Minister of Public Health
Diana Isabel Cárdenas Gamboa,
Vice Minister of Health and Care Services
Gerardo Lubín Burgos Bernal,
Secretary General
Sandra Lorena Girón Vargas,
Director of Epidemiology and Demography
Aida Milena Gutiérrez Álvarez,
Director of Promotion and Prevention

Technical Team, Ministry of Health and Social Protection

Angélica Nohelia Molina Rivera
Coordinator of Knowledge Management and Information Sources
Sonia Liliana Guzmán Rodríguez, Support Team, National Population Studies and Surveys in Health
Ana Carolina Estupiñán Galindo, Support Team, National Population Studies and Surveys in Health
Sandra Idalid Cediél Pérez, Support Team, National Population Studies and Surveys in Health
Ángela María Sánchez Salazar, Support Team, National Population Studies and Surveys in Health
Gloria del Pilar Cardona Gómez, Consultant on Gender-based Violence
Erika Alejandra Ramírez Gordillo, Specialized professional
Diego Felipe Otero Álvarez, Consultant on Gender-based Violence

INTERSECTORAL WORKING GROUP MEMBERS

Presidency of the Republic of Colombia
Ministry of Health and Social Protection
Ministry of Justice and Law
Ministry of National Education
Colombian Institute of Family Welfare (ICBF)
National Institute of Legal Medicine and Forensic Sciences (INMLCF)
National Department of Planning (DNP)
National Administrative Department of Statistics (DANE)
UN Women
UNICEF
PAHO/WHO
UNFPA

CENTERS FOR DISEASE CONTROL AND PREVENTION (CDC): TECHNICAL ASSISTANCE PROVIDER

Andrés Villaveces, Principal Investigator
Howard Kress, Implementation Team Lead
Greta Massetti, Field Epidemiology and Prevention Branch Chief
Evelyn Dávila, Data Team Lead
Francis Annor, Statistician
Victoria E. Espitia Hardemann, Country point of contact
Francisco S. Palomeque, Epidemiologist
José Luis Carlosama, Programmer

INTERNATIONAL ORGANIZATION FOR MIGRATION (IOM): COORDINATING AGENCY

Ana Durán, Chief of Mission
Gerard Gómez, Adjunct Chief of Mission
Alessia Schiavon, Director of Programs
Juan Manuel Luna, Coordinator Reintegration and Prevention of Recruitment Program (RPR)
Sandra Ruiz Ceballos, Adjunct Coordinator RPR Program
Paula Fernanda Rivero Díaz, Manager of RPR Prevention Program

Technical Team, International Organization for Migration

Alex Ordóñez Argote, Specialist in Prevention
Adriana Ruiz, Communications Monitor
María Yiceth Hernández Cabarique, Senior Monitor of Management of Prevention
Ana Patricia Villamizar Gómez, External consultant
Héctor Andrés García Rodríguez, External consultant
Paula Andrea Pinzón, External consultant
Sergio Serna Urán, External consultant

UNITED STATES AGENCY FOR INTERNATIONAL DEVELOPMENT (USAID): FUNDING AGENCY

Lawrence J. Sacks, Mission Director, USAID Colombia
Martha Liliana Aponte, Deputy Mission Director, USAID Colombia
Michael Torreano, Director Reconciliation and Inclusion Office (RIO), USAID Colombia
Camila Gómez, Reconciliation and Inclusion Office (RIO), USAID Colombia
Thea Villate, Reconciliation and Inclusion Office (RIO), USAID Colombia
Jamie Gow, USAID Center for Children in Adversity (CECA), Washington DC
Mattito Watson, USAID Center for Children in Adversity (CECA), Washington DC

PROYECTAMOS COLOMBIA SAS: IMPLEMENTING AGENCY

Andrés Mauricio Mendoza Piñero, National Survey Coordinator
Over Murillo Chacón, Informatics coordinator
Diego Mauricio Rodríguez Carrillo, Cartography coordinator
Lida Johanna Ruiz Devia, National Operational coordinator

REGIONAL COORDINATORS

Luisa María Jiménez
María Rosa Reyes Sánchez

FIELD TEAM LEADERS

Claudio Cesar Toloza González
Elvis Ricardo Romero Cruz
Estefany Barrera Pulido
Igor Edgardo Ochoa Larios
Ivon Astrid Barona Álzate
Jaime Eloy Serrato Castaño
Jhon Harryson Pérez Ortega
José Baudilio Arango Vallejo
Leidis María De la Ossa Pineda
Leonor Ramos Castillo
Liliana Ladrón de Guevara
Liliana Mercedes Castro Peña
Liliana Patricia Arias Sánchez
Lina Cardee Calderón Sánchez
Martha Rocío Sandoval Bohórquez
Maryuris Sadith Acosta Flórez
Norma Milena Escobar Gámez
Ricardo Fenner López Calvachi

INTERVIEWERS

Alexa Viviana Salazar Devia
Alfredo Morris Cárdenas
Ángel María Martínez Gómez
Ángela María López López
Arelis de las Mercedes Correa Meneses
Aury Elisa Payares Gómez
Berena Sánchez Ríos
Blanca Inés Fandiño González
Carlos Andrés Córdoba Huertas
Carmelo de Jesús Daza Pérez
Cesar Augusto Mendoza Bohórquez
Dayan Lorena Romero Vanegas
Diana Patricia Rincón Mora
Diego Felipe Amesquita Gómez
Dienin Rodríguez Gómez
Edwin Bernal Castiblanco
Edwin Leonardo Tovar Cuellar
Eliseo Antonio Peñaranda Velásquez

Germán Andrés Garrido Cárdenas
 Guillermo Antonio Mojica Bautista
 Gustavo Romero Ladino
 Haidy Machuca Cárdenas
 Henver Cesar Martínez Pulido
 Hernando Rojas Ospina
 Hugo Armando Marín Yáñez
 Jaydibe Reyes Rodríguez
 Jesús María Holguín Flórez
 Jhon Fredy González Pedriza
 José Alfredo Catama Morales
 José Luis Jimeno Sarmiento
 Juan Carlos Calvache Alomía
 Juan Carlos Pedraza Sánchez
 Juan Jaime Daza Barros
 Katherine Ozuna Banqueth
 Katherine Rodríguez Rodríguez
 Lenis Carrillo Zarate
 Leonardo Peña Olaya
 Libia del Carmen Toloza González
 Luis Ferney Aguilera Amaya
 Luis Manuel Benavides Chamorro
 Luz Adriana Pino Betancur
 Manuel Peñate Pacheco
 Margoth Mosquera Lames
 María del Carmen Manrique Otálora
 Martha Liliana Villota Cruz

Mary Luz Posada Posada
 Maylen Paola Miranda Martínez
 Mayling Michelk Peña Arrieta
 Miguel Ibrain Mesa Cotes
 Mónica Flórez Marroquín
 Nelly del Carmen López Calvache
 Nora Elena Vélez Cadena
 Nury Milena Sánchez Ayala
 Paola Andrea Criollo Bravo
 Richard Rene Guasca Piñeros
 Roberto Carlos Payares Gómez
 Samuel Leonardo Artunduaga
 Sandra Milena Alvarez Ordoñez
 Sandra Milena Ruiz Quintero
 Sandra Patricia Peñaranda Acevedo
 Sindy Johanna Mosquera Córdoba
 Sol María Peñaranda Acevedo
 Stalin Ali Lambis Mondol
 Steban Fernando Millán García
 Stewil Vega Torres
 Vanessa Carolina Vargas Bracho
 Wilson Alonso Henao Rivera
 Yerlis del Carmen Contreras Herrera
 Yony Alexander Ríos Restrepo
 Yulieth Alexandra Yaruro
 Yurisney Cadena Monsalve

SECTION B: KEY TERMS AND DEFINITIONS

The definition of violence used in this report is consistent with the World Health Organization.¹ The classification of types of violence below correspond to operational terms used for this survey to measure the different expressions of violence and are reflected in the survey questions. These terms do not constitute legal terms as defined in Colombia.

VIOLENCE

“Violence” includes any form of physical, psychological or emotional injury or violence, neglect, maltreatment and exploitation, including sexual violence. Violence is the intentional use of physical force or power, threatened or actual, against oneself, another person, or against a group or community that either results in or has a high likelihood of resulting in injury, death, psychological harm, maldevelopment, or deprivation.

1. SEXUAL VIOLENCE

Sexual violence encompasses a range of acts, including completed non-consensual sex acts, attempted non-consensual sex acts, and unwanted sexual contact. In this survey, questions were posed on four forms of sexual violence.

Forms of sexual violence include:

- 1.1.1 Unwanted Sexual Touchingⁱⁱⁱ:** If anyone, male or female, ever touched the participant in a sexual way without

their permission but did not try to force the participant to have sex. Touching in a sexual way without permission includes fondling, pinching, grabbing, or touching on or around the participant’s sexual body parts.

- 1.1.2 Unwanted Attempted Sex:** If anyone ever tried to make the participant have sex^{iv} against their will but did not succeed. They might have tried to physically force the participant to have sex or they might have tried to pressure the participant to have sex through harassment, threats and tricks.

- 1.1.3 Pressured/Coerced Sex:** If anyone ever pressured or coerced the participant to have sex, through harassment, threats or tricks.

- 1.1.4 Physically Forced Sex^v:** If anyone ever physically forced the participant to have sex and did succeed in having sex with the participant.

2. PHYSICAL VIOLENCE

Physical violence is the intentional use of physical force with the potential to cause death, disability, injury or harm. Participants were asked about physical acts of violence perpetrated by four types of potential perpetrators:

1. Current or previous intimate partners, including a romantic partner, a boyfriend/girlfriend, or a spouse.
2. Peers, including people the same age as the participant not including a boyfriend/

ⁱⁱⁱ Sexual touching is a form of sexual violence, an act of violence (definition according to the Integrated Information System on Gender-Based Violence – SIVIGE).

^{iv} Sex or sexual intercourse: Includes vaginal, oral or anal penetration.

^v According to the SIVIGE definitions these are defined as forced sexual intercourse.

girlfriend, spouse, or romantic partner. These may be people the participant may have known or not known including siblings, schoolmates, neighbors, or strangers.

- Parents, adult caregivers, or other adult relatives.
- Adults in the community such as teachers, police, employers, religious or community leaders, neighbors, or adults the participant did not know.

For each perpetrator type, participants were asked whether (1) an intimate partner, (2) a peer, (3) a parent, adult caregiver, or other adult relative, or (4) an adult in the community ever:

- Slapped, pushed, shoved, shook, or intentionally threw something at participant to hurt them.
- Punched, kicked, whipped, or beat the participant with an object.
- Choked, smothered, tried or attempted to drown, or burned the participant intentionally.
- Used or threatened the participant with a knife or other weapon.

3. PSYCHOLOGICAL VIOLENCE^{vi}

Psychological violence in childhood is a pattern of verbal behavior over time or an isolated incident that is not developmentally appropriate or supportive and that has a high probability of damaging a child's mental health or his/her physical, mental, spiritual, moral or social development.

The definition of childhood psychological violence included the participant being told the following by parents, adult caregivers or other adult relatives:

- The participant was not loved or did not deserve to be loved.
- The participant was told they wished s/he had never been born or were dead.
- The participant was ridiculed or put down, for example told that they were stupid or useless.
- The participant was threatened with being abandoned by a parent, adult caregiver or other adult relative.

SECTION C: LIST OF ACRONYMS

CDC	United States Centers for Disease Control and Prevention
CI	Confidence Interval(s)
DHS	Demographic and Health Survey
MEN	Ministry of National Education
MSPS	Ministry of Health and Social Protection
MJD	Ministry of Justice and Law
ICBF	Colombian Institute of Family Welfare
DANE	National Administrative Department of Statistics
EAs	Enumeration Areas
HoH	Head of Household
IDPs	Internally Displaced Populations
IOM	International Organization for Migration
PSUs	Primary Sampling Units
SSUs	Secondary Sampling Units
TSUs	Tertiary Sampling Units
RSE	Relative Standard Error
SDGs	Sustainable Development Goals
STIs	Sexually Transmitted Infections

TfG Together for Girls

UN United Nations

USAID United States Agency for International Development

VACS Violence Against Children and Youth Survey

WHO World Health Organization

PAHO Pan American Health Organization

YRBS Youth Risk Behavior Survey

SUMMARY OF FINDINGS

The following summary highlights key findings from the Colombia VACS. More detailed results are described in the text. The Colombia VACS includes a comprehensive set of data representing the experiences, assets, and risks of young people living in Colombia. Additionally, it includes an analysis of data representing 170 priority municipalities affected by conflict as identified by Decree 893 of May 28, 2017,^{vii} under the country's Development Programs with Territorial Focus (DPTF). These findings describe a complex situation of the experiences of young people. They also contribute to identifying opportunities to address factors that can prevent such experiences. The VACS results include several notable findings that provide critical insights into the experiences of Colombian youth.

- About two out of five females (40.8%) and males (42.1%) experienced any type of childhood violence (Physical, sexual and psychological). This represents a substantial portion of Colombia's children.
- About one out of four females (26.5%) and more than one out of three males (37.5%) experienced childhood physical violence.
- One out of five females (21.2%) and one out of ten males (9.5%) experienced child

hood psychological violence by a parent, adult caregiver, or adult relative.

- About one out of three females (30.5%) and about one out of six males (16.9%) experienced food insecurity in young adulthood.
- One out of three young adult females (33.0%) and males (36.2%) had early sexual debut, defined as first sex at or before age 15.
- About one out of three females (30.5%) were pregnant before age 18, and more than one in four (28.8%) were married before the age 18.
- Parent migration was also common in childhood, and fathers typically first migrated when youth were at a young age.
- Females are more likely to experience sexual violence than males. The most commonly reported perpetrators of the first incidents in childhood for all youth were friends, classmates or neighbors.
- About half of victims of sexual violence never told anyone about their experiences.
- Many victims of physical violence did not tell anyone about their experiences, and few sought or received services.
- Childhood violence is associated with health problems, including mental distress, excessive alcohol use, self-harm and suicidal ideation, and suicidal attempts.
- Experiencing violence in childhood was significantly associated with violence perpetration, documenting the cycle of violence that often occurs in families and communities.
- A multisectoral group that evaluated the results of this survey recommended implementing interventions aimed at modifying norms and values and strengthening education and life skills.

^{vi} In the Colombia VACS the term psychological violence is used, whereas other VACS reports use the term emotional violence. The definitions of both terms and the questions used to assess them are the same.

^{vii} Ministry of Agriculture and Rural Development, Decree 893 of May 28th, 2017 "By which the Development Programs with a Territorial Focus (DPTF) are Created", May 31st, 2017.

Section 1: Introduction and background

1.1. Background

Located in the northwest of South America, Colombia is the fourth-largest country in the region and the only one with coastline on both the Pacific Ocean and the Caribbean Sea. The country is of rich biodiversity, including the Amazon rainforest and the Andes Mountains. In the last few years Colombia has undergone considerable social transformation towards establishing a more stable and safe society as well as advancing policies aimed at social progress and economic growth. Notably, the peace accord with guerrillas in 2016 has increased opportunities for further achieving a more peaceful society.

Colombia has the second largest population in South America, after Brazil, and the 28th largest in the world. The country is also home to the third-largest Spanish-speaking population in the world, after Mexico and Spain. According to the latest census from 2018, Colombia has over 48 million citizens, of which 51.2% are female. About 22.6% of the population is younger than 15 years old and 15.9% live in rural disperse areas.

Approximately 26% of the population of Colombia is between ages 15 and 29. The average number of persons per household in the country is 3.08 and 40.7% of households have a female head. The literacy rate among females ages 15 or over is 97.7% and among males it is 95.7%.²

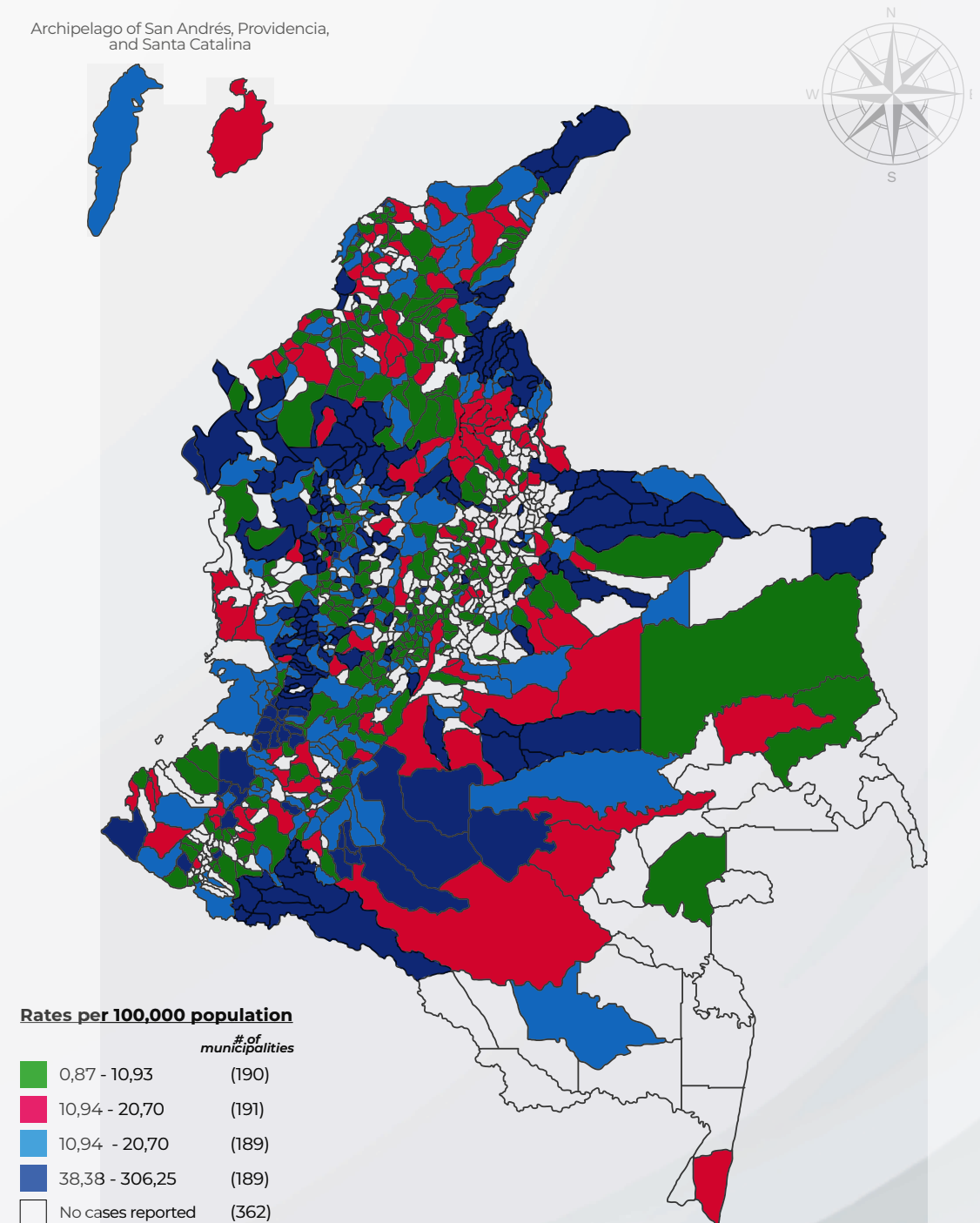
Colombia has a diversified economy and the Colombian labor force is skilled and competitive worldwide. In 2019, Colombia reported 9.4% unemployment. The country continues to have very high social inequality indices with a latest reported Gini coefficient of 49.7 in 2017, one of the highest in the world.³ In the last 25 years, Colombia's Human Development Index (HDI) increased steadily from 0.592 to 0.747, an increase of 26.2%. Average life expectancy in 2017 for males was 71 years and for females 78.2 years. Since 1990, life expectancy at birth increased by 6.3 years, mean years of schooling increased by 2.8 years and expected years of schooling increased by 5.4 years while the country's Gross National Income per capita (GNI) increased by about 80.3 during the same period.⁴ In the health area, Colombia's child mortality rates decreased from 18.6 per 1,000 live births in 2015 to 16.8 per 1,000 live births in 2016.⁵

Colombia has experienced substantial flows of internally displaced populations (IDPs) throughout its long internal conflict. It has the second-largest number of IDPs in the world after Afghanistan. Current estimates of IDPs are at 7.4 million individuals. Despite the recent peace accords, control for territories has continued to displace

families within the country.⁶ More recently, Colombia has been receiving an increasing inflow of migrants from Venezuela, with approximately 1.2 million Venezuelans having arrived in Colombia as of September 2018 with the intention to stay.

Historically, Colombia experienced a long-lasting internal conflict that became more complex with the growth of organized crime and narcotic trafficking. In the last decades, several security, social, and political efforts have been made to mitigate both the internal conflict as well as to deal with the expansion of organized crime. Despite several positive developments, Colombia continues to experience extremely high rates of community violence in some areas mostly due to organized crime (Criminal Bands known as BACRIM), remaining active guerrilla groups (ELN or FARC dissidents), paramilitary activity, and narcotics trafficking. The distribution of homicide varies considerably throughout the country. In 2018, according to the National Institute of Legal Medicine and Forensic Sciences' Forensics Report, in some areas, such as the department of Arauca homicide rates were as high as 106.73 per 100,000 people, whereas other areas reported no events (figure 1.1). In 2018, homicide contributed to 491.293 years of life lost and the national homicide rate was 24.3 per 100,000 people.⁷ Homicide rates had been decreasing since 2009 but increased slightly in 2018 and continue to affect mostly males. Approximately 72% of these events are caused by firearms. Violence, especially in some areas, continues to hamper economic development and reduce quality of life.

Figure 1.1. Geographic distribution of homicide rates per 100,000 population by municipality where the event occurred, Colombia, 2018. Adapted from Forensis 2018, National Institute of Legal Medicine and Forensic Sciences (INMLCF).



1.2. Global burden and consequences of violence

Violence against children and youth is a global economic, social, human rights, and public health issue that harms millions each year. Violence is accompanied by significant negative health and social impacts throughout the lifespan. These consequences of violence can result in barriers to countries achieving progress on Sustainable Development Goals (SDGs).⁸ Globalestimates show that 50% of children in Asia, Africa, and North America experienced past-year violence, representing one billion children ages 2-17 globally.⁹

According to the 1989 United Nations (UN) Convention on the Rights of the Child – Articles 19 and 34 – all children have the right to be protected against all forms of violence, exploitation, and abuse, including sexual violence and sexual exploitation.¹⁰ This convention has been ratified by 140 nations, including Colombia. A body of research has conclusively established that the impact of violence against children and youth extends far beyond the victim. Families, communities and nations are affected, and its impact is felt across generations.^{11, 12, 13} Children who have experienced psychological, physical, or sexual violence can experience severe, acute to long-term health and social consequences.

Neurobiological and behavioral research indicates that early childhood exposure to violence can affect brain development and thereby increase a child's susceptibility to a range of mental and physical health problems that can span into adulthood.

These problems include non-communicable diseases (diabetes, cardiovascular disease), communicable diseases (STIs, HIV), mental health problems (anxiety, depression), and behaviors that increase risk for health issues (substance abuse, unprotected sex). Globally, among adolescent girls and women, the frequency of pregnancy as a result of physically forced sex varies from five percent to eighteen percent¹⁰.

Colombia has had a long history of developing and improving surveillance systems of fatal and non-fatal events linked to violence and a strong health information system (e.g. National Reference Center on Violence or municipal observatories). Violence against children and youth is frequently underreported. Data on injuries treated at emergency health facilities, police reports, and official death statistics do not always include complete information regarding physical, psychological, and sexual violence experiences.¹⁴ For these reasons, data from youth surveys can help fill in critical missing information about violence experiences that are not included in health, police, or death reports. This survey is critical as it provides much-needed baseline information nationally but also for municipalities historically affected by the internal conflict (priority municipalities) according to decree 893 of May 28th, 2017 of the Program for Development with Territorial Focus (PDTF).

In 2006, then-UN Secretary General Kofi Annan called on all nations to begin tackling the epidemic of violence against children by collecting robust and generalizable data to inform policies and programming. This call led to the production of the first World Report on Violence Against Children.¹⁵ Following this call, and under the umbrella of the Together for Girls (TfG) Initiative, several countries have undertaken national VACS that yield nationally representative

data on the burden of violence in childhood and among youth. Currently, much of what is known about violence against children can be found in these population-based surveys. Results from these surveys indicate that physical, sexual and psychological violence are rampant and undermine the health and wellbeing of children globally. These studies emphasize that reliance on routinely collected data from health facilities and police is insufficient to design and monitor a comprehensive preventative plan addressing these forms of violence. To date, 23 surveys, including Colombia, have been conducted. The VACS in Colombia is the first in South America.

The Colombia VACS took place as part of the broader TfG partnership. TfG is a global partnership among national governments, UN agencies, and private sector organizations, working at the intersection of violence against children and youth and violence against women. Through data, nationally led action, and advocacy, the partnership works to raise awareness, promote evidence-based solutions, and galvanize coordinated action across sectors to end violence against boys and girls, with a special focus on sexual violence against girls. The partnership was founded in 2009, following the groundbreaking, first-ever VACS in Eswatini. Since then, the partnership has grown to over twenty countries, working across three pillars of action: data, action, and advocacy. The TfG partnership envisions a world where every child, adolescent and young person is safe, protected and thriving, and supports countries to undertake research, program and policy response, and raise awareness to contribute to this vision.

To end violence against children and youth around the world, a unique public private

partnership of major stakeholder groups came together to focus their efforts with an objective of holding themselves accountable and working together to prevent and respond to violence. The Global Partnership to End Violence Against Children (End Violence) was formed in 2015 and includes governments, UN agencies, international organizations, civil society organizations, faith groups, the private sector, philanthropic foundations, research practitioners, academics and children themselves. Major partners include the Pan American Health Organization (PAHO)/World Health Organization (WHO), CDC, PEPFAR, TfG, UNICEF, the United Nations Office on Drugs and Crime, USAID, and The World Bank.

In 2016, WHO released *INSPIRE: Seven Strategies for Ending Violence Against Children*, a technical package that includes evidence-based strategies with demonstrated success in preventing and responding to violence in childhood.¹⁶ The seven strategies that INSPIRE encompasses are: **I**mplementation and enforcement of laws; **N**orms and values; **S**afe environments; **P**arent and caregiver support; **I**ncome and economic strengthening; **R**esponse and support services; and **E**ducation and life skills. These strategies aim to create the safe, stable, nurturing environments and relationships that allow children and youth to thrive. Furthermore, Colombia – as part of the End Violence initiative – became one of the 26 existing Pathfinder countries in August 2019.^{viii} These *Pathfinder* countries have committed to accelerate goals aimed at preventing and reducing violence and consequently is in an advantageous position to respond with a coordinated national plan with support of the international community. Furthermore, this strategy has been strengthened by a National Alliance for

^{viii} A list of the 26 pathfinding countries is available at: <https://www.end-violence.org/pathfinding-countries>

Ending Violence Against Children, formed by a variety of government and civil society institutions and supported by the Office of the First Lady of Colombia and coordinated by the ICBF.

While scientific research on the prevalence and incidence of violence and exploitation of children, adolescents, and young adults has improved in the last decade in Latin America, there are still gaps in information, linkage, and in the development of sustainable national-level information systems. The quest for quality, population-level data has tremendous potential to inform appropriate, strategic resource allocation, and public health strategies to prevent violence. This survey is an example of such efforts.

1.3. Violence against children and youth in Colombia

In Colombia, violence in the community mainly impacts younger populations, especially young males. In 2018, the rate of homicide among children 10–24 years old was 29.9 per 100,000 people. For males within this age range, the rate of homicide was 53.7 per 100,000 people while for females it was 4.9 per 100,000 people¹⁷. Other risk factors affecting children and adolescents include adolescent pregnancies and sexual, physical, and psychological violence. Disciplinary practices in Colombia include commonplace use of physical punishment and psychological violence.¹⁸ The high rates of pregnancy among girls are linked to individual factors such as low educational attainment, poor knowledge of sexual health and contraceptives, interpersonal factors such as romantic relationships, intra-family

violence, and contextual factors such as community violence, social norms, social policies and demographic changes including those linked to migration.¹⁹

According to the Ministry of Health and Social Protection (MSPS), about 17.4% of all pregnancies occur among adolescent girls.²⁰ A survey of educational institutions in the Department of El Valle del Cauca found that about a quarter (24.6%) of pregnant adolescents do not return to school. This is about 8 times greater than the expected rates of school drop-out.²¹ There is a clear need to understand the risk factors for both adolescent pregnancies and non-return to school, including how violence against children and adolescents influences these outcomes.

1.3.1. The need to learn more about violence against children in Colombia

In many countries, incidents of violence against children are rarely disclosed and therefore remain hidden, partly due to a culture of silence and shame. This is notable especially among cases of sexual violence affecting children in Colombia. Furthermore, in many cultures social norms purport the belief that violence against children in the home is a private affair, that physical violence is an acceptable means to discipline and educate children, and that children are expected to submit to the will of their parents, teachers, religious leaders, and other elders and authority figures. Thus, law enforcement officials and others mandated to protect children do not always intervene or enforce the laws that do exist. Furthermore, children are reluctant to report incidents of violence, sometimes in fear of retribution against themselves or other family members, out of shame or guilt,

or due to the belief that they merited such treatment or were in some way responsible.

The Government of Colombia has acknowledged the need to collect more comprehensive data on violence against children and youth in order to better strengthen a data-driven response and to better plan, implement, monitor, and evaluate policies and child protection programming. This survey is intended to address these knowledge gaps.

The lack of sufficient and reliable data on violence against children is one of the most limiting factors for preventing sound informed programmatic decisions around the prevention of and response to violence by different stakeholders. Colombia is a regional leader in developing surveillance systems for violence and injuries. It has implemented several systems at the local, departmental, and national levels.

Existing administrative systems that collect, analyze, interpret, and disseminate information can be further enhanced by population surveys. Colombia has several relevant systems including the National Reference Center on Violence (CNRV)²² administered by the INMLCF, the Integrated Information System on Gender-based violence (SIVIGE)²³ supported by an integrated policy to address and respond to gender-based violence, and several urban surveillance systems and well-defined mechanisms of collaboration or integration. These efforts are further supported by a national policy on mental

health that has special focus on addressing the needs of children, adolescents and youth²⁴ and additional strategies such as the integrated strategy to prevent child and adolescent pregnancy²⁵ among other relevant actions directed towards improving the health and wellbeing of children, adolescents, and youth.

Specific age-relevant evidence to inform national planning, to more accurately identify priorities, and to monitor the impact of all forms of violence is urgently needed. The population-based data yielded by the Colombia VACS can help inform priorities in child protection and child welfare and provide decision makers with national-level data on the magnitude and nature of violence against children and youth. Furthermore, population-based data can be used to identify risk and protective factors for violence in order to develop effective prevention strategies.

The Colombia VACS is the first-ever nationally representative study to estimate the prevalence of sexual, physical, and psychological violence against children and youth in the country. It is also the first to provide representative data for children living in areas historically exposed to the internal conflict. The data from the Colombia VACS are intended to inform programs and policies to end all forms of violence against children and, in doing so, serve as an example to other countries in leveraging high-quality data to drive action to prevent violence and provide services to victims.

Section 2: Methodology of the Colombia violence against children and youth survey

The purpose of the Colombia VACS is to estimate (1) the prevalence of childhood violence (physical, sexual and psychological), defined as violence occurring before 18 years of age among 18-24-year-olds, and (2) the prevalence of violence in the 12 months prior to the survey among adolescents (ages 13-17) and young adults (ages 18-24).

2.1. Survey questionnaire

The participant questionnaire included approximately 300 questions and covered the following topics: demographics; parent-child relationships, education, connectedness to family, friends and community; endorsement of traditional norms about gender and sexuality; perceptions of safety; witnessing violence in the home and community; sexual history and risk-taking behavior; experiences of physical, sexual and psychological violence; violence perpetration; pregnancy; health outcomes and risk behaviors; and violence disclosure, service-seeking and utilization of services. Additionally, the survey contained modules that were specific for Colombia and the region. These included questions about sexual orientation, internal displacement, remittances, migration, bullying, online sex, weapons carrying, and community violence. The questionnaire adaptation for Colombia took into account local linguistic expressions as well as country-specific census classifications.

VACS includes a core questionnaire for the head of household (HoH), as well as participant questionnaires (both a male and a female version). Through a collaboration between CDC, UNICEF, and TfG along with an expert consultation process, CDC developed a standardized global VACS core questionnaire. The questionnaire was adapted to Spanish in Colombia after cognitive interviews and qualitative evaluation funded by the Government of Canada through Together for Girls (TfG) and completed by the University of Los Andes. Cognitive interviews were conducted in December 2016 in four regions of the country with populations having the same age range as that of the VACS. Through the Intersectoral Working Group (IWG) and key stakeholders who were familiar with the problem of violence against children and child protection, Colombia further adapted the core questionnaire to the local and cultural context.

The demographics module for study participants and the head of household questionnaire included questions that assessed age, socio-economic status, marital status, work status, educational attainment, and living situation. The sexual behavior modules assessed current and past sexual behavior, risk-taking sexual behavior, age at first sex, relationship to first sexual partner, whether first sex was forced or coerced, number of sexual partners ever and in the last 12 months, condom use, and pregnancy history. The sexual violence module included questions on the forms of sexual violence experienced as well as information on the context of these incidents, such as the settings where sexual violence occurred and the perpetrator of violence. Some questions asked about first incidents of sexual violence, whereas others asked about the most recent event. Some of these questions were based on the Demographic and Health Surveys (DHS),²⁶ Youth Risk Behavior Survey

(YRBS),²⁷ the National Intimate Partner and Sexual Violence Survey (NISVS),²⁸ and the National Longitudinal Study of Adolescent to Adult Health (Add Health).²⁹

For this adaptation, the Intersectoral Working Group (IWG) collaborated and included inputs from several ministries and other institutions such as the Colombian Institute for Family Welfare (ICBF), Ministry of Health and Social Protection (MSPS), the National Administrative Department of Statistics (DANE), National Planning Department (DNP), Ministry of Justice and Law (MJD), Ministry of National Education (MEN), the Office of the Attorney General (Fiscalía General de la Nación), Office of the Presidency of the Republic, UN Women, UNFPA, Pan American Health organization, and UNICEF. This group of institutions were consulted throughout the implementation process. The VACS participant questionnaire included programmed skip patterns to route the interviewer to the logical sequence of questions based on participant responses.

2.2. Capacity building of survey personnel

Team leaders and interviewers were trained during a period of three weeks using a combination of theoretical and practical exercises. During this period, personnel were trained on key thematic aspects related to violence against children and youth, gender-based approaches, migration and violence, and ethics in research. Additionally, teams were trained on data entry and data collection procedures, addressing communication strategies, privacy of information, victim referral procedures, and data transmission procedures. All of these concepts were complemented by identifying community

approach strategies, safety and security of the interviewed population and of the survey personnel. Practical exercises included role-playing potential situations. Trainees were evaluated daily as well as through a final practical and theoretical test. Following this training, a field pilot was conducted in an urban and in a rural setting to practice and refine field survey procedures.

2.3. Study design and sampling

The Colombia VACS 2018 sample was derived from a subsample of the Master Sample of Households for Health Studies developed by the Ministry of Health and Social Protection. This was done to ensure a comprehensive and complementary thematic view of the studied populations and to warrant comparable representation and population disaggregation as that of other studies conducted within the National System of Studies and Surveys in Health.

The master sample was generated in compliance with the requirements for all population-based studies in health and is probabilistic, clustered, stratified, and multistage. Using this strategy, a probabilistic subsample of populations is selected. The study universe for the VACS is made of non-institutionalized civilian population ages 13 to 24 years living in urban and rural areas of the 1,222 municipalities and 32 departments of Colombia and Bogota DC. The sampling frame used was based on the Population and Household Census of 2005.

To achieve the survey objectives, the Colombia VACS assessed the experiences

of females and males ages 13-24, via a nationally representative household survey. The study additionally selected a stratum that was representative of 170 municipalities (historically exposed to conflict) and selected a 20% oversample from specific areas from the four main cities of the country: Bogotá, Cali, Medellín, and Barranquilla. Adolescents and youth ages 13-24 were selected because they can reliably understand questions about and report experiences of childhood violence. During study implementation, data collection for females and males was conducted in separate Secondary Sampling Units (SSUs – equivalent to enumeration areas), using a split sample approach. This strategy serves to protect the confidentiality of participants and eliminates the chance that a male perpetrator of violence and the female victim in the same community would both be interviewed.

In the national sample, 662 SSUs were randomly selected, of which 619 SSUs (including 296 SSUs for females and 323 SSUs for males) constituted the final sample. In the priority municipalities, 554 SSUs were randomly selected, of which 516 SSUs (including 248 SSUs for females and 268 SSUs for males) constituted the final sample. Within each SSU, 24 homes and one household per home were randomly selected using equal probability systematic sampling. In the national sample, 18 female and 25 male SSUs were not surveyed. The surveys that were not completed were due to problems with community violence, inability to access household blocks, or inclement weather. In the priority municipality sample, 15 female and 23 male SSUs were not surveyed for the same reasons. Additional details on the sampling methodology are included in Appendix B: Supplementary Sampling Methods and Weights.

2.4. Survey procedures, inclusion criteria, and ethical considerations

This survey has a strong human rights focus (based on the protection of the most vulnerable populations and striving for the respect of their rights), an inclusive focus aimed at addressing all of the population and a strong gender perspective with multiple ethical considerations applied so as to minimize revictimization of the participants. These principles were applied throughout the entire process of the design of the questionnaires, training of personnel for data collection, and the actual survey implementation. The following sections describe the procedures in the Colombia VACS to ensure protection of participants, in addition to resources that provide detailed descriptions of ethical procedures embedded within VACS protocols.³⁰

A careful community entry approach was designed that included asking community leaders for municipal permissions to visit the SSUs, conducting security assessments prior to visits, and getting help from community leaders in engaging community stakeholder support in some high-violence communities. The community violence or conflict-related activities hampering security in some areas prevented teams from visiting some of the initially identified SSUs and reduced the time that teams had to complete surveys in some areas. Several measures were put in place to ensure the safety of the survey teams and community. These included: a) increasing the number of teams in SSUs where time for data collection was limited or restricted because of potential security-related activities in some localities, b) improving security mechanisms for teams

in order to avoid potentially dangerous situations (e.g. by exiting areas where potential conflict between law enforcement and other irregular actors was likely), and c) having weekly security assessments with information from law enforcement during the implementation phase. For more details on the methodological implications of these strategies see Appendix B: Supplementary Sampling Methods and Weights.

Upon entering a randomly selected household, interviewers identified the head of household (HoH), or the person acting as the HoH, to introduce the study and determine eligibility of household members to participate. Interviewers invited the HoH to participate in a short survey to assess the socio-economic conditions of the household. At that time, the HoH was asked to provide permission for the selected participant to participate in the survey. When there was more than one eligible participant, a participant was randomly selected using a program installed on the tablets used for data collection. If participants were not available for an interview, interviewers made every effort to schedule return visits to the household at times when the selected participant would be available. If the selected participant was not available after three attempts, or if she or he refused to participate, the household was coded as a non-response regardless of whether another eligible participant existed in the household. In that case, neither the household nor the eligible participant were replaced.

To be included in the survey, a participant had to be living in sampled households in Colombia; be between the ages of 13 to 24 at the time of the survey; and be fluent in Spanish. Females and males who did not understand and/or respond to the survey questions due to a cognitive impairment or significant physical disability (e.g. severe

hearing or speech impairment) were ineligible to participate. Those living or residing in institutions such as hospitals, prisons, nursing homes, and other similar institutions were not included in the survey because VACS was household-based. The survey is representative at the national level. An additional stratum representative of 170 priority municipalities was also selected independently from the national sample. The latter represents areas historically affected by conflict. All geographical areas of the country and of the 170 priority municipalities were considered independently and selected randomly to achieve national and priority municipality representativeness.

The first step in the informed consent process was to seek consent from the HoH. For all selected eligible participants under 18 years old, where the HoH was the parent or guardian, they provided a signature on a written consent form to allow interviewers to conduct the interview. In cases where the HoH was not the parent or guardian, parents were identified and provided a signature on a written consent form to allow interviewers to conduct the interview. Participants who were age 18 or older, emancipated persons under age 18, and minors who were married provided their own consent to participate in the survey.

When seeking permission from the HoH and parents or guardians, interviewers described the study as “an opportunity to learn more about young people’s health, educational, and life experiences.” This is consistent with WHO ethical and safety recommendations regarding how surveys that contain questions on domestic violence should be introduced to the household. This introduction helped to ensure the safety and confidentiality of both participants and interviewers. Consistent with the WHO

guidelines, it was important to define the study in terms other than violence. The VACS adopted this guideline to inform HoHs as fully as possible about the content of the survey without risking possible retaliation against participants for their participation.

Once the HoH consent and parent/guardian consent (for minor participants) were complete, the interviewer and the participant moved to a private location for the survey to ensure confidentiality. Following this important step, the interviewer read the contents of a verbal survey assent (for minors) or consent (for adults and minors who were married or emancipated). Each participant provided assent or consent verbally, and the interviewer documented the assent or consent by signing a written form.

To ensure privacy during the study, interviewers took thorough precautions. The interviewers conducted the interview in a safe and private location such as outside, or in an appropriate place in the home or yard. If the interview could not be completed while the survey team was in the selected community, the interview was coded as incomplete. The initial visit record form of the survey tool had a section that allowed the survey team to track incomplete interviews, as well as interviews that needed to be rescheduled.

2.5. Referrals

During the interview, participants could have recalled frightening, humiliating, or painful experiences, which could elicit a strong emotional response. Participants could also have recently experienced violence and desired counseling or immediate assistance. To respond to the needs of

participants, there were multiple ways to link participants to support through referral mechanisms. Evidence suggests that adult women find that talking about their experiences of violence is beneficial and appreciate having the opportunity to have a conversation about those experiences.³¹ In addition, there is evidence that adolescents and young adults are willing to talk about their experiences of violence within a compassionate structure.⁸ In other words, social support can help alleviate the stress of difficult emotions or experiences.

Interviewers offered free, direct referrals to those who: 1) became upset during the interview; 2) felt unsafe in his or her current living situation, including in his or her home or community; 3) experienced physical, sexual, or psychological violence in the past 12 months; 4) were under the age of 18 and exchanged sex for money, goods, or favors in the last 12 months; 5) reported being in immediate danger; or 6) requested help, regardless of what was disclosed in the interview. If the participant met any of these criteria, the interviewer recorded contact information separately from survey responses and provided appropriate referrals. Additionally, interviewers provided all participants with a list of services, reflecting free programs, services, and amenities currently offered in the different regions of Colombia, in case they wanted to seek services on their own.

If a participant indicated to the interviewer that she or he was in immediate danger, the interviewer activated the response plan for acute cases. The interviewer immediately

alerted her or his team leader to the situation and the team leader called the pre-identified contact at the service provider, immediately after the team left the selected community. Appropriate action plans for acute cases were conducted on a case-by-case basis in order to best respond to the individual situation and ensure that the participant was not placed in any additional danger. However, as a basis of action, the service provider made every effort to ensure that the child was offered immediate help and removal from the dangerous situation as well as offered appropriate medical, psychosocial and legal service and program referrals.

In the Colombia VACS, 201 individuals (57 individuals in rural areas and 144 in urban areas) accepted the referral plan, a comparable proportion to other countries where VACS has been implemented. For cases when the participants were in immediate danger, the service provider made every effort to reach the participant requesting referral within 72 hours.

The Colombia VACS adhered to WHO recommendations on ethics and safety in studies of violence against women. Detailed information regarding the procedures and protocols used in VACS surveys to protect participants is available in the WHO recommendations³². The Ethics and Research Methods Committee of the National Institute of Health of Colombia (CEMIN-INS)³³ and the CDC Institutional Review Board independently reviewed and approved the survey protocol to ensure appropriate protections for the rights and welfare of human research participants.

2.6. Response rates and data analysis

In the national sample, 14,630 households were visited, 8,206 were screened for eligibility to participate in the survey. Specifically, in the female sample 6,916 households were surveyed. Within these households, 1,406 females completed the participant questionnaire. In the male national sample 7,536 households were surveyed. Within these households, a total of 1,299 males completed the participant questionnaire. For females, the household response rate (RR) was 58.5%, and individual response rate was 92.1%. For males, the household response rate was 55.2% and the individual response rate was 86.1%. The overall response rate for the national sample was 53.9% for females and 47.5% for males.

In the priority municipalities sample, 12,166 households were visited, 7,651 were screened for eligibility to participate in the survey. In the female sample, 5,809 households were surveyed. Within these households, 1,302 females completed the participant questionnaire. In the male priority municipality sample 6,265 households were surveyed. Within these households, a total of 1,211 males completed the participant questionnaire. For females, the household response rate (RR) was 63.2%, and individual response rate was 90.5%. For males, the household response rate was 63.5% and the individual response rate was 88.1%. The overall response rate for the priority municipalities sample was 57.2% for females and 56.0% for males. For further details on response rates see Appendix B: Supplementary Sampling Methods and Weights.

Data were analyzed separately for participants ages 13-17 and 18-24 given differences in how childhood violence was defined in these age groups. Data from 13-17-year-olds generated estimates of the prevalence of violence experienced in the 12 months prior to the survey.^{viii} Data from 18-24-year-olds generated estimates of prevalence of violence experienced before age 18 (i.e. childhood violence) and in the 12 months prior to the survey among young adults. Estimates of the prevalence of violence in the past 12 months provided information about the recent experiences of adolescents and young adults, as well as the patterns and contexts of violence in Colombia. Although the analyses distinguished results by sex and age group, all VACS participants responded to the same questions, except questions about pregnancy, which only applied to females.

The statistical packages SAS (version 9.4) and R were used for data management and analysis to produce weighted point estimates and standard error calculations. Sample weights were applied to yield nationally representative estimates.^{ix} When calculating the estimates for most measures, missing values were excluded from the analysis.

2.6.1. Weighted percentages

Sample weights were created and applied to each individual record in order to adjust for the probability of selection, differential non-response, and calibration to the census population. All analyses used SAS 9.4, a statistical package that contains complex sample procedures that incorporate the weights and cluster multistage design. Through the use of appropriate software that considers the complex sample design, accurate standard errors were produced for each estimate.

^{viii} Referred to throughout this report as “past 12 months.”

^{ix} See Appendix C

2.6.2. Interpretation of estimates and definitions of unreliable estimates

Estimates were defined as unreliable based on the Relative Standard Error (RSE). RSE is affected by the estimate (i.e. the percentage or proportion) and the sample size. If sample weights are computed for the survey, as in VACS, then estimates are typically based on the weighted sample size. An asterisk (“*”) is displayed in tables next to estimates with an RSE 15-20%. Estimates with RSE greater than 20% were considered to have more limited precision. Two asterisks (“**”) are displayed in the tables next to estimates with an RSE between 20% and 30%. Three asterisks (“***”) are displayed in the tables next to unreliable estimates with an RSE greater than 30%. Unreliable estimates with an RSE greater than 30% are included in the tables, but not discussed in the results section. Some results were excluded when both males and females had estimates with RSE greater than 30%. In this report, the estimates from females and males from the national sample are described in Sections 3 through 12. For estimates where both males and females had unreliable results, the data that combined males and females may be referenced.

2.6.3. Technical note to the reader

The estimates in the Colombia VACS are accompanied by a 95% confidence interval (CI). This is a statistical measure indicating how confident we can be in our point estimates, within a specified margin of error. The CIs are calculated as the Z-score for a normal distribution containing 95% of the values (1.96) times the standard error of our prevalence estimate. Smaller CIs mean that the estimates are more precise,

whereas wider CIs indicate more variation in the sample data.

This range indicates that, for 95 out of 100 samples completed in the same way as the VACS, the true population prevalence of violence will be between the upper and lower CI values. For example, if the expected sexual violence prevalence in Colombia is 30%, with a CI of 26.1 - 34.1, this means that if we could survey all children in Colombia at the same time, the VACS data estimate that between 26% and 34% of the total child population of Colombia have experienced sexual violence. In short, the CI helps determine how effectively prevalence is measured and how to make inferences about the national population. In all figures, confidence intervals are depicted as lines above or below the estimate represented in the bar charts.

2.6.4. Differences between estimates

The results presented in the text are those representing estimates that are reliable. Statements that are reliable for males and females are presented separately. In some cases, statements are reliable for the whole interviewed population of a sample and consequently are presented jointly for both males and females. Most statements presented are for the national estimates. Priority Municipality estimates that are included in the text in most cases are significantly different from the national estimates or in some cases are reliable while the national estimates might not have been. Every statement specifies whether the value represents estimates for either females, males, or both males or females as well as for the stratum (national or priority municipalities) and the age group that they represent. Tables for the national

estimates are found in Appendix A1 of this report. Tables for the priority municipality estimates are found in Appendix A2. Tables for both the national estimates as well as for the priority municipalities follow the same numeric sequence but tables in the priority municipalities are preceded with the letter MP and a corresponding number equivalent to that appearing in the national estimates. Some tables in either stratum have been omitted because of unreliable estimates so not all tables appear in both appendices.

2.6.5. Presentation of results and tables of results

The results presented in the text are those representing estimates that are reliable. Statements that are reliable for males and females are presented separately. In some cases, statements are reliable for the whole interviewed population of a sample and consequently are presented jointly for both males and females. Most statements

presented are for the national estimates. Priority Municipality estimates that are included in the text in most cases are significantly different from the national estimates or in some cases are reliable while the national estimates might not have been. Every statement specifies whether the value represents estimates for either females, males, or both males and females as well as for the stratum (national or priority municipalities) and the age group that they represent. Tables for the national estimates are found in Appendix A1 of this report. Tables for the priority municipality estimates are found in Appendix A2. Tables for both the national estimates as well as for the priority municipalities follow the same numeric sequence but tables in the priority municipalities are preceded with the letter MP and a corresponding number equivalent to that appearing in the national estimates. Some tables in either stratum have been omitted because of unreliable estimates so not all tables appear in both appendices.

Section 3: Characteristics of the population

This section presents selected background characteristics of the youth population in Colombia by age, sex, education, age of head of household, orphan status, work experience, marital status, age at first marriage, sexual activity and migration experience. “Married” refers to those who were ever married or ever lived with someone as if married, otherwise known as cohabitation. Parents’ migration history refers to participants whose mother or father moved away for 6 months or more during the participant’s childhood (before age 18). Parents’ migration questions address both external migration as well as internal displacement. Individuals’ migration history includes participants who moved away to another country for a period of time in childhood and then returned to Colombia. It also includes separate questions about internal displacement for a similar period of time in childhood. Food insecurity exists when people have no physical or economic access at all times to sufficient, safe, and nutritious food, to satisfy their preferences and nutritional needs with the objective of having an active and healthy life.

3.1. Characteristics of 18-24-year-olds

Tables 3.1.1. through 3.1.4. and MP 3.1.1. through MP 3.1.4. include background characteristics of 18-24-year-olds. Nationally, more than 1 in five females (21.2%) and males (22.0%) had some education beyond secondary school. More than seven out of ten females (71.7%) and males (72.7%) completed or were enrolled in secondary school. Similar proportions in the priority municipalities had some secondary education or completed secondary education (females, 77.6%; males, 71.1%) or more than secondary education (females, 14.7%; males 13.3%). At the national level, for females, the proportion of single or double orphans was 13.4%, and for males, 12.2%. Over half of females (52.5%) and more than seven out of ten males (71.3%) worked for money or other payment in the past year. Among females who worked in the past 12 months, the most common locations were at a fixed setting (office, factory/workshop, mine/quarry, or construction site; 65.1%), or in a domestic setting (21.9%). For males who worked, the most common locations were categorized as “outdoors and other” (including an uncovered area in the street, countryside, rural area, sea or river, construction site, in a vehicle, or door to door; 47.6%) or a fixed setting (36.9%). About three out of ten females (30.5%) and more than one out of six males (16.9%) experienced food insecurity.

Too few females and males were surveyed to report reliable estimates on received remittances or goods from other countries. Nearly one out of five females (19.6%) and more than one out of ten males (12.0%) indicated their mother migrated for 6 months or more when they were children. In priority municipalities, 17.5% of females’ and 24.2% of

males’ mothers migrated. Nationally, nearly two out of five females (38.0%) and almost one out of three males (32.3%) indicated that their father migrated. The average age when the mother first migrated was 12.0 for females and 13.3 for males, and the average age when the father first migrated was 8.3 for females and 8.7 for males. Of those whose mother migrated, both nationally and in the priority municipalities, maternal migration was predominantly internal as opposed to migration abroad. In the national sample, 13.6% indicated internally displaced mother migration and 2.1% indicated maternal migration abroad; paternal internal displacement was 30.5% and migration abroad was 4.6%. Overall, about one out of ten youth (9.6%) migrated abroad in childhood and returned to Colombia. In priority municipalities, 4.5% of youth migrated and returned.

Nationally, more than half of females (52.3%) and about one out of three males (34.0%) were married or lived with someone as if married. This sex difference was statistically significant both at the national level and in priority municipalities (females, 53.8%; males, 36.1%). Nationally, child marriage was not uncommon among females; 28.8% of females and 12.2% of males married or cohabitated before age 18, also a statistically significant sex difference at the national level as well as in the priority municipalities (females, 31.5%; males, 8.3%). In Colombia article 117 of the Civil Code stipulates that persons younger than 14 years cannot marry at all and that those between 14 and 17 cannot marry without express written consent of the parents or legal guardians. About nine out of ten females (90.8%) and nearly nine out of ten males (87.0%) had ever had sex; 68.2% of females and 76.1% of males had ever had sex before age 18. The mean age of first sex among those who had ever had sex was 16.4 for females and 15.5 for males, a difference that was not statistically significant.

3.2. Characteristics of 13-17-year-olds

Tables 3.2.1 through 3.2.4 and MP 3.2.1 through MP 3.2.4 include background characteristics of 13-17-year-olds. Among youth ages 13-17, more than nine out of ten (females, 92.5%; males, 93.1%) were attending or completed secondary school or more. At the national level, 12.1% of females and 15.6% of adolescent males were not enrolled in school. In priority municipalities, 16.7% of all adolescents were not enrolled in school.

Single or double orphan prevalence was 8.8% of females and 6.9% of males nationally and 12.7% for females and 11.3% for males in priority municipalities. Nationally, nearly one out of ten females (9.8%) and nearly one out of three males (32.8%) worked for money or other payment in the past 12 months. For females, the most common locations of work were in fixed settings (office, factory/workshop,

mine/quarry, or construction site; 43.5%) and “outdoors and other” (including an uncovered area in the street, countryside, rural area, sea or river, construction site, in a vehicle, or door to door; 36.5%). For males, the most common locations were categorized as “outdoors and other” (61.9%). One in four females (24.9%) and one in six males (15.8%) experienced food insecurity.

More than one in six youth (15.9% of females and 18.7% of males) indicated their mother migrated or was internally displaced for 6 months or more. The average ages of youth when their mothers migrated was 6.2 years for females and 9.3 years for males. Three out of ten females (30.1%) and more than one out of three males (35.8%) indicated their father migrated for six months or more. The average age of youth when their father migrated was 6.0 years for females and 6.7 years for males. Fewer than one in ten females (6.2%) were married or lived with someone as if married. This statement was unreliable for males. About one out of five females (22.1%) and more than one out of three males (38.6%) had ever had sex.

Section 4: Sexual violence: Prevalence, perpetrators, and service-seeking

Sexual violence includes unwanted touching, physically forced sex, and pressured or coerced sex and constitutes a severe public health problem globally. In 2011, a systematic review and meta-analysis reported a global average prevalence of sexual violence of 20% in females and about 8% in males.³⁴

This section describes the prevalence and contexts of sexual violence against children in Colombia. Four forms of sexual violence were included: unwanted sexual touching, unwanted attempted forced sex, pressured or coerced sex, and physically forced sex. The section further describes the context in which sexual violence occurs as well as service knowledge and utilization for experiences of sexual violence.

For each form of sexual violence, the perpetrator, context, and location of the first incident before age 18 is reported among 18-24-year-olds, and the most recent incident is reported among 13-17-year-olds. If a participant experienced multiple forms of sexual violence, such as unwanted sexual touching and unwanted attempted forced sex, she or he was asked about the perpetrator of the first or most recent incident of each form of violence. Since any participant could have provided up to four perpetrators (one perpetrator for the first or most recent incident of each form of violence experience), the total percentages of perpetrators may sum to more than 100%. All results presented are percentages of the total number who experienced sexual violence in childhood (for those ages 18-24), or experienced sexual violence in the past year (for those ages 13-17), tables 4.1.1 through 4.1.10 and MP 4.1.1 through 4.1.9. Results of sexual violence are presented in Tables 4.2.1 through 4.2.8 and MP 4.2.1.

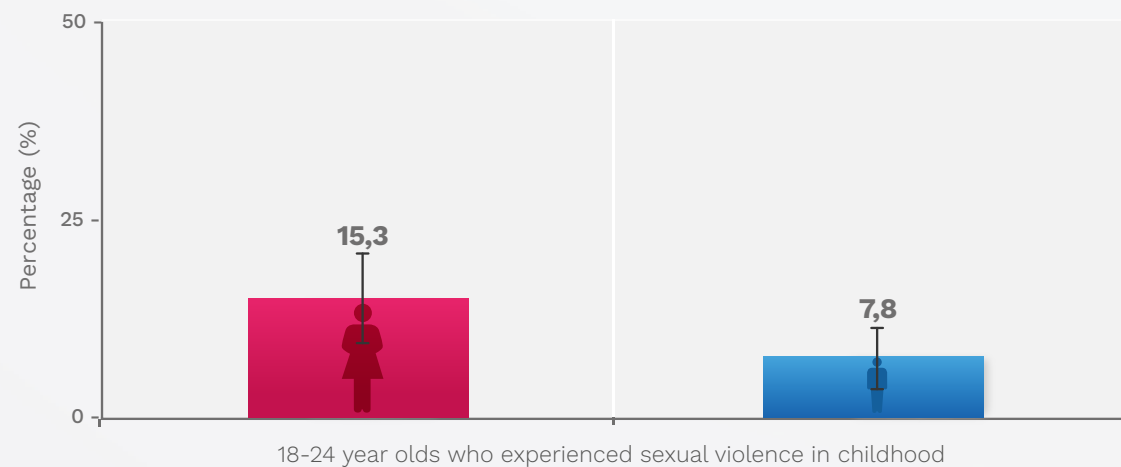
4.1. Sexual violence in childhood among 18-24-year-olds

The prevalence of childhood sexual violence is presented in this section. The prevalence of each of the four forms of sexual violence are also described along with age at first experience of sexual violence and experiences of multiple incidents of sexual violence. Multiple incidents include more than one incident of the same form of sexual violence, more than one form of sexual violence, or both. Rates of unwanted first sex, including physically forced or coerced sex or sex when the victim was too drunk to say no at sexual debut, are also presented. In some cases, the number of incidents of sexual violence for females and males were too small to generate reliable estimates for certain indicators.

About one out of seven females (15.3%) and fewer than one out of thirteen males

(7.8%) experienced sexual violence before age 18. Among females, 11.1% experienced unwanted sexual touching. Overall, 8.1% of youth (males and females combined) experienced unwanted sexual touching and 4.3% experienced unwanted attempted sex in childhood. There were too few cases of other forms of sexual violence against females and males to report reliable estimates for other types. Among those who experienced any childhood sexual violence, 37.2% of females experienced the first incident at age 13 or younger. In the priority municipalities the average age for experiencing the first incident of sexual violence was 11.0 years for females and 15.2 years for males. Nationally, among youth who experienced childhood sexual violence, about three out of five females (61.8%) and more than two out of three males (67.4%) experienced multiple incidents before age 18. In the priority municipalities more than half of females (54.5%) and more than 4 out of 5 males (87.3%) experienced multiple incidents before age 18.

Figure 4.1. Prevalence of sexual violence prior to age 18, among 18-24-year-olds – Colombia Violence Against Children and Youth Survey (VACS), 2018.



Source: Colombia Violence Against Children and Youth Survey (VACS), 2018.

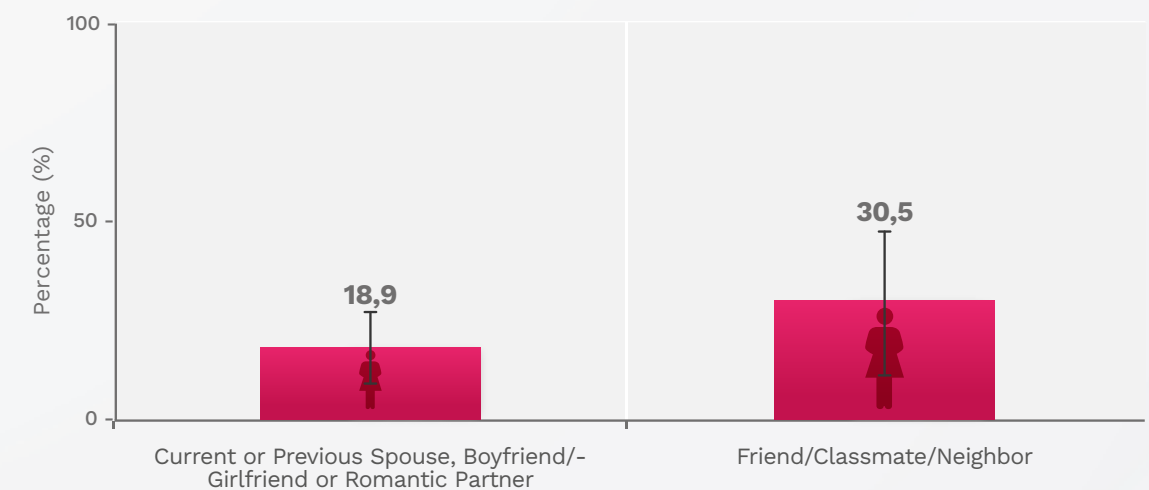
*All of the figures show 95% confidence intervals represented by a line above and a line below the horizontal bars.

4.1.1. Perpetrators of the first incidents of sexual violence in childhood among 18-24-year-olds

Among females, at the national level, the most common perpetrator of the first incident of sexual violence was a friend, classmate, or neighbor (30.5%), and a current or previous spouse, boyfriend/girlfriend or romantic partner (18.9%). In the priority municipalities the most common perpetrator of the first incident of sexual violence was a family member (49.1%), or a friend/classmate/neighbor. For males,

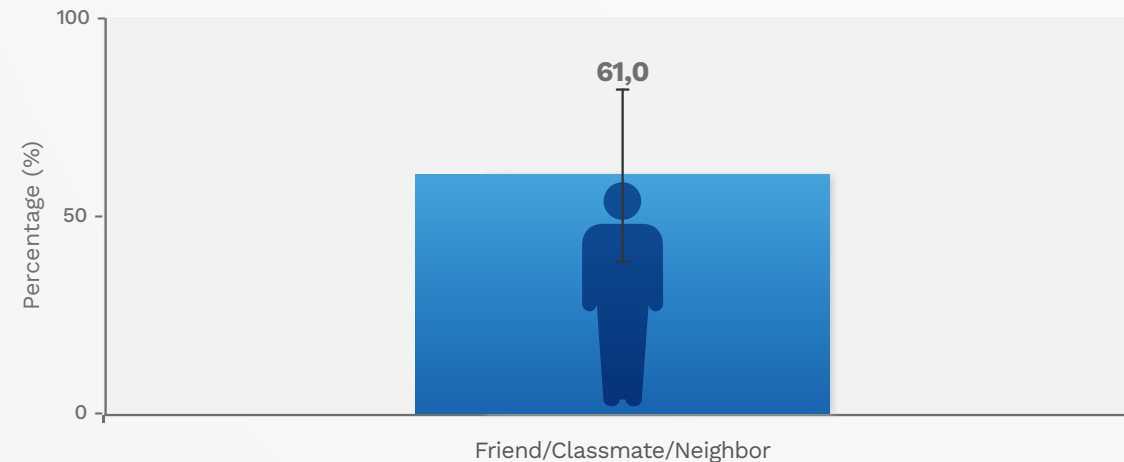
nationally and in the priority municipalities, the most common perpetrators of the first incident were a friend, classmate, or neighbor (61.0% and 56.7%, respectively). Nationally, among females ages 18-24 who experienced sexual violence in childhood, more than three out of four (75.6%) indicated that the perpetrator of the first incident was at least five years older. In the priority municipalities, among females ages 18-24 who experienced sexual violence in childhood, more than nine out of ten (93.8%) indicated that the perpetrator of the first incident was at least five years older.

Figure 4.2. Perpetrators of first incidents of sexual violence, among females aged 18-24 years who experienced sexual violence prior to age 18 – Colombia Violence Against Children and Youth Survey (VACS), 2018.



Source: Colombia Violence Against Children and Youth Survey (VACS), 2018.

Figure 4.3. Perpetrators of first incidents of sexual violence, among males aged 18-24 years who experienced sexual violence prior to age 18 – Colombia Violence Against Children and Youth Survey (VACS), 2018.



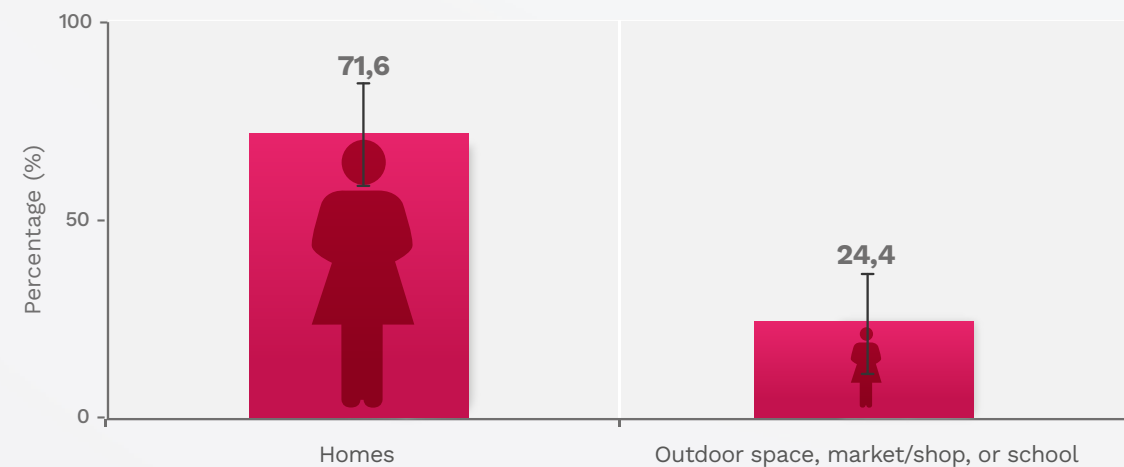
Source: Colombia Violence Against Children and Youth Survey (VACS), 2018.

4.1.2. Contexts of the first incidents of sexual violence in childhood among 18-24-year-olds

For females who experienced sexual violence, the most common location of the first incident was in the participant's,

perpetrator's, or someone else's home (71.6%). The same prevalence (71.6%) was also reported for males. For all youth (males and females combined) the second most common location of the first incident was in an outdoor space, a market/shop or a school (25.3%). For females only, it was 24.4%.

Figure 4.4. Location of first incident of sexual violence, among 18-24-year-old females who experienced sexual violence prior to age 18 – Colombia Violence Against Children and Youth Survey (VACS), 2018.



Source: Colombia Violence Against Children and Youth Survey (VACS), 2018.

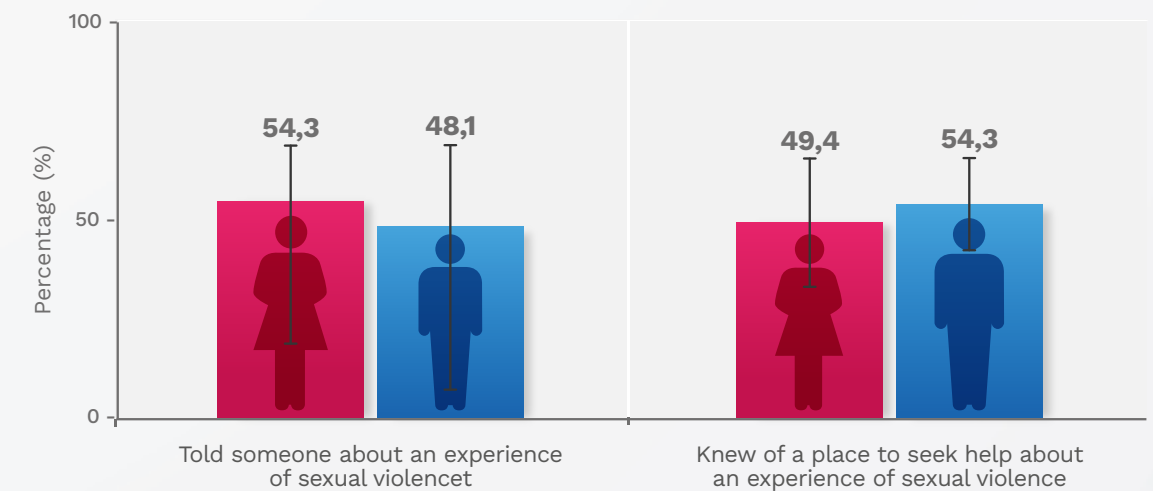
* A home location refers to perpetrator's home, victim's home, or some else's home. An outdoor space includes on a road, lake, river, other body of water; field or other natural area, and other includes inside a car/bus, bar/restaurant/disco club, church and office.

4.1.3. Disclosure and knowledge of services for sexual violence in childhood among 18-24-year-olds

Among those who experienced sexual violence in childhood, 54.3% of females and 48.1% of males told someone about their experience. Nationally, females were most likely to tell a friend or neighbor (55.5%). Males were also more likely to tell a friend or neighbor (58.7%) or a relative (38.9%). Knowledge of services was relatively low; nationally, only 49.4% of

females and 54.3% of males who experienced childhood sexual violence knew of a place to go for help. In the priority municipalities, only 40.6% of females who experienced childhood sexual violence knew of a place to go for help. However, 73.9% of males who experienced childhood sexual violence knew of a place to go for help. There were too few females and males who reported having experienced sexual violence in childhood to yield reliable estimates of seeking or receiving services for sexual violence.

Figure 4.5. Disclosure and knowledge of services for any incident of sexual violence, among 18-24-year-olds who experienced any sexual violence prior to age 18 – Colombia Violence Against Children and Youth Survey (VACS), 2018.



Source: Colombia Violence Against Children and Youth Survey (VACS), 2018.

4.2. Sexual violence in the past 12 months among 13-17-year-olds

In the past year, overall 6.1% of females and males ages 13-17 experienced sexual violence nationally while in the priority municipalities overall 12.0% of females and males ages 13-17 experienced sexual violence. Nationally, 8.1% of females experienced sexual violence in the past 12 months. For males, the estimate for having experienced sexual violence in the past 12 months was not reliable. Among all adolescents (females and males combined), 5.2% experienced sexual touching in the past 12 months. For all adolescents, the estimate for having experienced other types of sexual violence in the past 12 months was not reliable. Among youth who experienced sexual violence in the past 12 months, three out of five females (60.1%) experienced more than one incident. Almost three out of four females (73.0%) experienced sexual violence for the first time at ages 14-15. Too few males experienced sexual violence in the past 12 months to yield reliable estimates of the age of first experience of sexual violence.

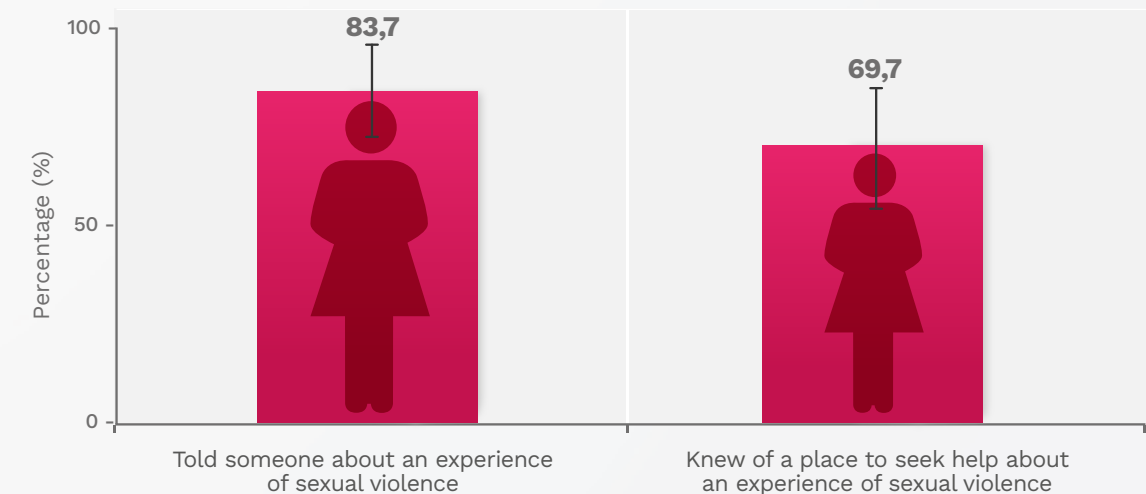
4.2.1. Perpetrators of the most recent incidents of sexual violence among 13-17-year-olds

Overall among youth ages 13-17 who experienced sexual violence in the past 12 months, the most commonly reported perpetrator of the most recent incident was a friend, classmate or neighbor (50.5%). There were too few females and males who experienced sexual violence to reliably estimate the most common perpetrators of the most recent incident by sex.

4.2.2. Disclosure and knowledge of services for sexual violence in the past 12 months among 13-17-year-olds

More than four out of five females (83.7%) who experienced sexual violence in the past 12 months told someone about their experience. They were most likely to tell a relative (81.6%). Nearly seven out of ten females (69.7%) knew of a place to seek help for an experience of sexual violence. Too few females and males sought services or received services for sexual violence in the past 12 months to generate reliable estimates of source of service receipt or reasons for not seeking services.

Figure 4.6. Disclosure and knowledge of services for any incident of sexual violence among females 13-17-year-olds who experienced any sexual violence in the past 12 months – Colombia Violence Against Children and Youth Survey (VACS), 2018.



Source: Colombia Violence Against Children and Youth Survey (VACS), 2018.

Section 5: Physical violence: prevalence, perpetrators, and service-seeking

A study in five countries showed that the risk of violence perpetrated by household members or community members tend to diminish as children age. In contrast, as children grow into adolescence both females and males tend to experience more intimate partner violence.³⁵ Another study from Latin America reported that half of girls and 60% of boys had experienced physical violence by a peer in the past year by age 8.³⁶

This section describes the magnitude and contexts of physical violence against children in Colombia.^x The perpetrators of childhood physical violence, the injuries received, and school missed as a result of violence, disclosure of violence, and knowledge and utilization of services are also described. Results include the overall prevalence of physical violence in childhood (before age 18) for 18-24-year-olds and in the past 12 months for 13-17-year-olds.

The prevalence of physical violence by four types of perpetrators is presented: 1) parents, adult caregivers, and other adult relatives; 2) intimate partners; 3) peers; and 4) other adults in the community. For 18-24-year-olds who experienced childhood physical violence, the specific perpetrator of the first incident of physical violence is presented. For 13-17-year-olds who experienced physical violence in the past 12 months, the specific perpetrator of the most recent incident of violence is presented.

^x See 'Key Terms and Definitions' in Section B

Injuries from physical violence among 13-17-year-olds are also described. Such injuries include cuts, scratches, bruises, aches, redness or swelling or other minor marks; sprains, dislocations, or blistering; deep wounds, broken bones, broken teeth, or blackened or charred skin; and permanent injury or disfigurement. Tables 5.1.1 through 5.1.5 and tables MP 5.1.1 through MP 5.1.5 include findings related to physical violence in childhood among 18-24-year-olds. Tables 5.2.1 through 5.2.4 and tables MP 5.2.1 through MP 5.2.5 include results for physical violence in the past 12 months among 13-17-year-olds. Table 5.3.1 and table MP 5.3.1 include results of witnessing violence in the home and in the community among 18-24-year-olds in childhood and 13-17-year-olds in the past 12 months.

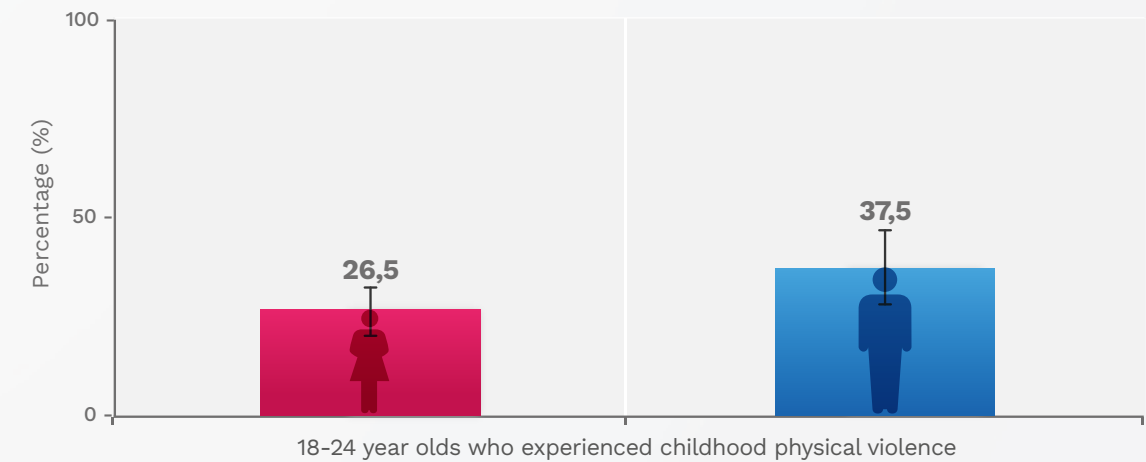
5.1. Physical violence in childhood among 18-24-year-olds

More than one out of four (26.5%) females and more than one out of three males (37.5%) experienced physical violence before age 18. At the national level, for about half of females (49.1%) and almost two out of three males (62.3%) who

experienced physical violence, the first incident was between the ages of 12 and 17. For almost half of females (46.1%) and three out of ten males (31.4%), the first incident was between the ages of 6 to 11. In the priority municipalities, for almost two out of three females (61.0%) and males (57.2%) the first incident was between the ages of 12 and 17 while for more than one out of three youth (females, 33.9%; males, 38.6%) the first incident was between the ages of 6 to 11.

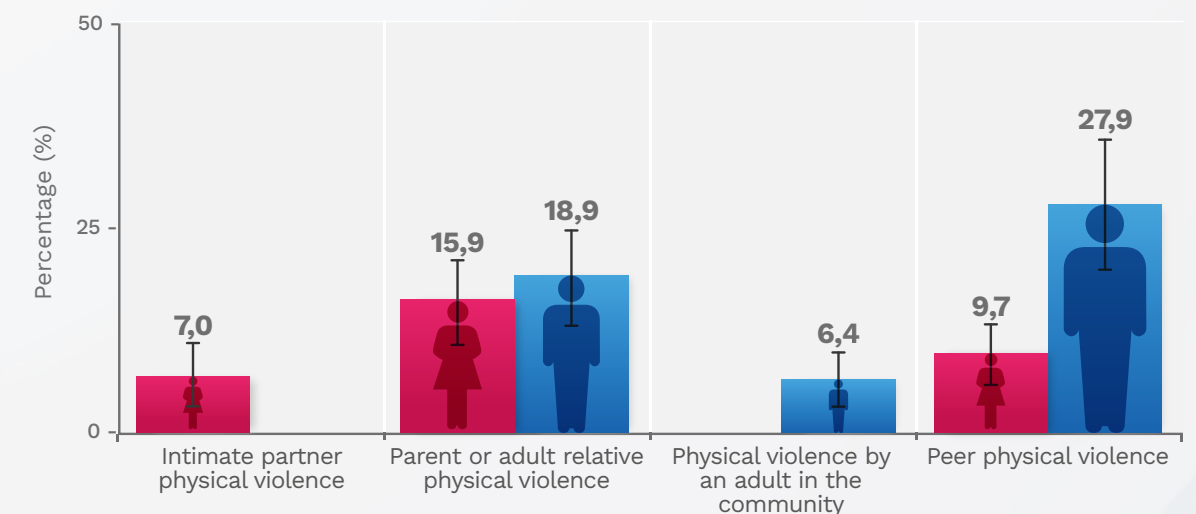
At the national level, more than one out of six (15.9%) females and nearly one out of five males (18.9%) experienced physical violence in childhood by a parent, adult caregiver, or other adult relative. Among 18-24-year-olds who had an intimate partner before age 18, 5.5% of all youth and 7.0% of females experienced physical violence by an intimate partner. Too few males reported experiencing physical violence by an intimate partner in childhood to report reliable estimates. The prevalence of childhood physical violence by a peer was 9.7% for females and 27.9% for males. The difference between males and females was statistically significant. Among males, 6.4% experienced physical violence by an adult in the community. Too few females reported experiencing physical violence by an adult in the community to report reliable estimates.

Figure 5.1. Prevalence of physical violence prior to age 18, among 18-24-year-olds – Colombia Violence Against Children and Youth Survey (VACS), 2018.



Source: Colombia Violence Against Children and Youth Survey (VACS), 2018.

Figure 5.2. Prevalence of physical violence prior to age 18 by perpetrator, among 18-24-year-olds – Colombia Violence Against Children and Youth Survey (VACS), 2018.



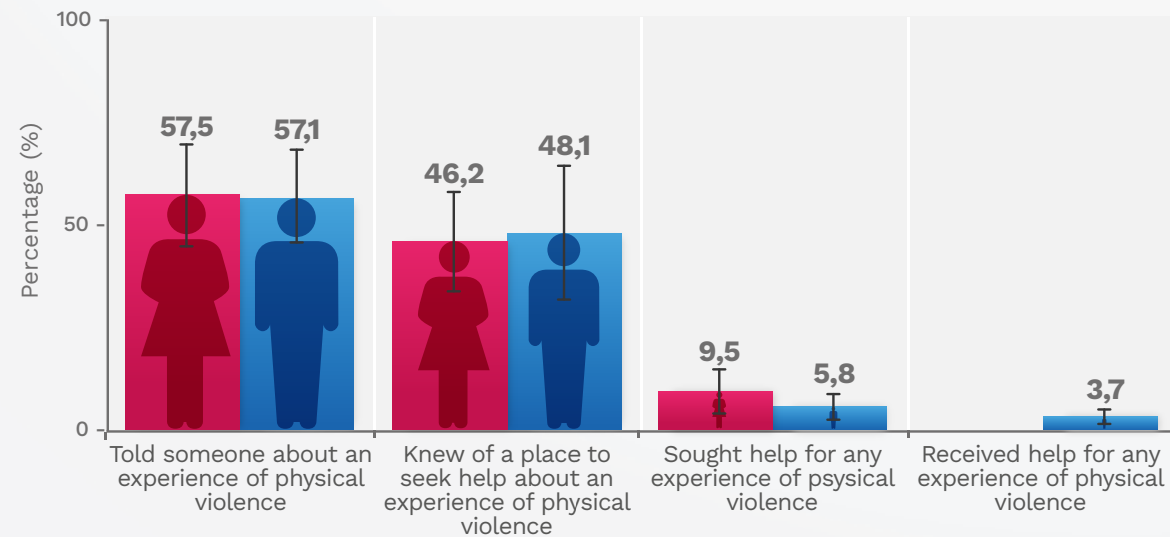
Source: Colombia Violence Against Children and Youth Survey (VACS), 2018.

5.1.1. Disclosure, knowledge of services, and service-seeking for physical violence in childhood among 18-24-year-olds

Among 18-24-year-olds who experienced physical violence in childhood, 57.5% of females and 57.1% of males ever told someone about their experience. The people they most frequently told were a relative (females, 79.1%; males, 59.2%), followed by a friend or neighbor (28.0% for all youth, males and females combined). Compared to the national sample, in the priority municipalities, a significantly greater proportion of males (86.5%) most

frequently told a relative about their experience of physical violence. Nearly one out of two females (46.2 %) and males (48.1%), nationally, knew of a place to go for help for physical violence. Among victims of physical violence, 9.5% of females and 5.8% of males sought help for any experience of physical violence. Among male victims, 3.7% received help for any experience of physical violence. Estimates for females were not reliable.

Figure 5.3. Disclosure, knowledge of services, service seeking and receipt for any incident of physical violence, among 18-24-year-olds who experienced physical violence before 18 – Colombia Violence Against Children and Youth Survey (VACS), 2018.



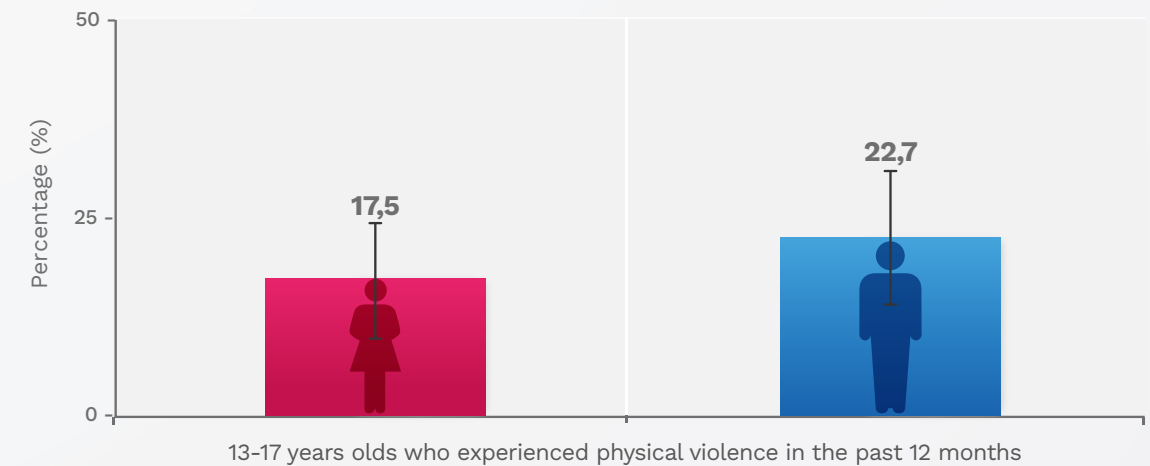
Source: Colombia Violence Against Children and Youth Survey (VACS), 2018.

5.2. Physical violence in the past 12 months among 13-17-year-olds

Almost one in five females (17.5%) and more than one in five males (22.7%) ages 13-17 experienced physical violence in the past 12 months. More than half of females (55.5%) and more than two out of three males (68.7%) indicated the first incidents took place between ages 12-17. The

prevalence of physical violence by a parent, adult caregiver, or other adult relative in the past 12 months was 6.5% among females. This estimate was unreliable among males. The prevalence of physical violence in the past 12 months by a peer was 16.8% for males. This estimate was unreliable for females. In the priority municipalities more than three out of four females (84.6%) and nearly seven out of ten males (69.2%) who experienced physical violence in the past 12 months experienced an injury from violence. These estimates were not reliable for the national data.

Figure 5.4. Prevalence of physical violence in the past 12 months, among 13-17-year-olds – Colombia Violence Against Children and Youth Survey (VACS), 2018.



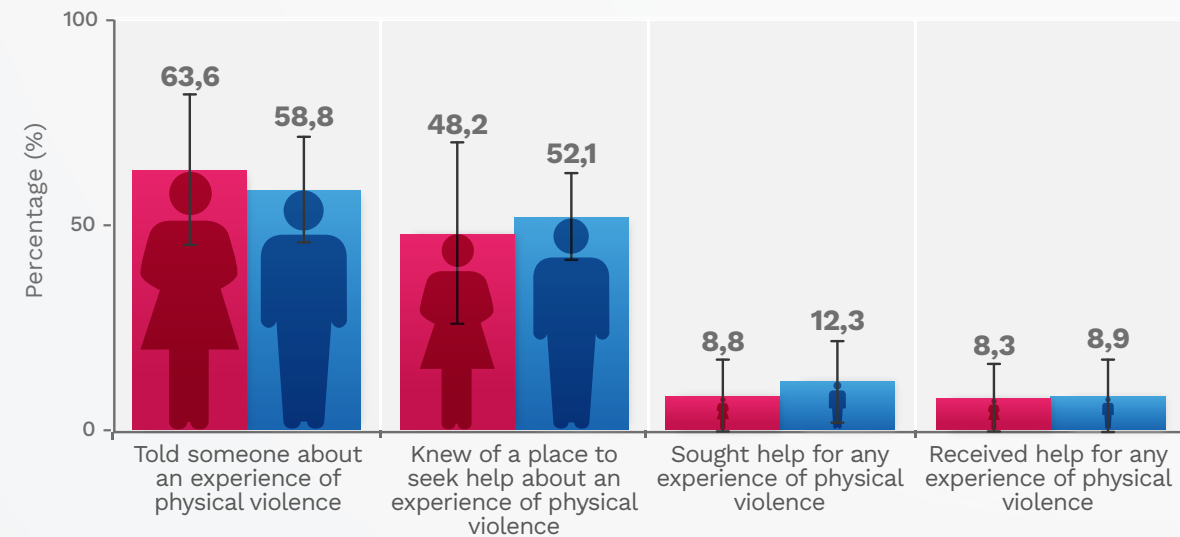
Source: Colombia Violence Against Children and Youth Survey (VACS), 2018.

5.2.1. Disclosure, knowledge of services, and service-seeking for physical violence in the past 12 months among 13-17-year-olds

About two out of three females (63.6%) and nearly three out of five males (58.8%) who experienced physical violence in the past 12 months told someone about their

experiences. Almost one half of females (48.2%) and more than one half of males (52.1%) knew of a place to go for help, but only 8/8% of females and 12.3% of males sought help for any experience of physical violence. Among victims of physical violence in the past 12 months, 8.3% of females and 8.9% of males received help for any experience of physical violence.

Figure 5.5. Service seeking and receipt for any incident of physical violence, among 13-17-year-olds who experienced physical violence in the past 12 months – Colombia Violence Against Children and Youth Survey (VACS), 2018.



Source: Colombia Violence Against Children and Youth Survey (VACS), 2018.

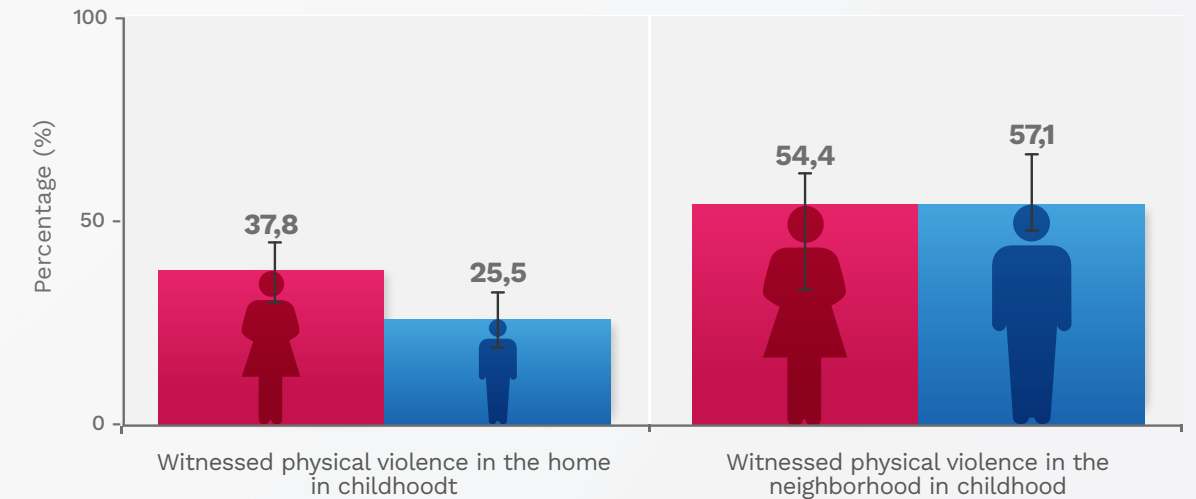
5.3. Witnessing physical violence

Witnessing physical violence in the home was defined as seeing or hearing a parent punched, kicked, or beaten up by another parent or their boyfriend or girlfriend or seeing or hearing a sibling punched, kicked, or beaten by a parent. Witnessing physical violence in the community included seeing anyone outside of the home and family environment get attacked.

Almost two out of five females (37.8%) and one out of four males (25.5%) ages

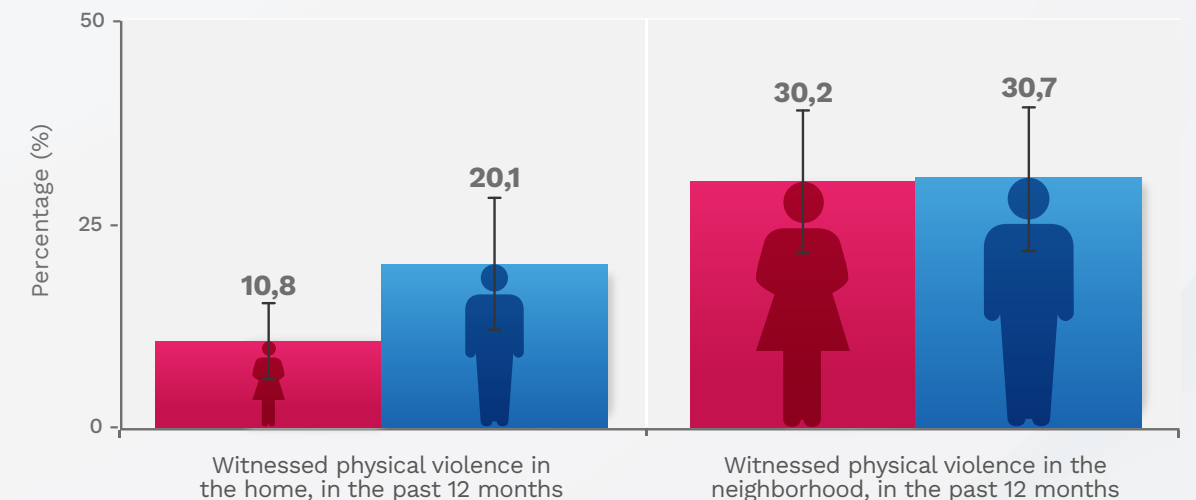
18-24 witnessed physical violence in the home before age 18. More than half of females (54.4%) and males (57.1%) witnessed physical violence in the neighborhood or community before age 18. Among youth ages 13-17, 10.8% of females and 20.1% of males witnessed physical violence in the home in the past 12 months, and 30.2% of females and 30.7% of males witnessed physical violence in the neighborhood or community in the past 12 months.

Figure 5.6. Prevalence of witnessing physical violence in the home and in the neighborhood prior to age 18 among 18-24-year-old females and males, Colombia Violence Against Children and Youth Survey (VACS), 2018.



Source: Colombia Violence Against Children and Youth Survey (VACS), 2018.

Figure 5.7. Prevalence of witnessing physical violence in the home and in the neighborhood among 13-17-year-olds in the past 12 months – Colombia Violence Against Children and Youth Survey (VACS), 2018.



Source: Colombia Violence Against Children and Youth Survey (VACS), 2018.

Section 6: Psychological violence

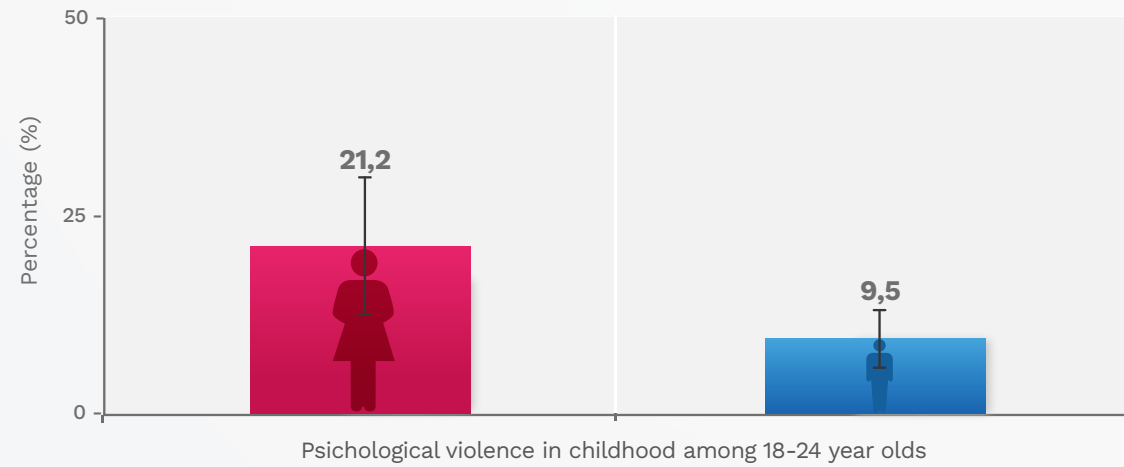
At a global level a recent systematic review reported that the most common perpetrators of physical and psychological violence against children are those who live in the same household as the victims, followed by peers and intimate partners respectively.³⁷ According to a study in multiple countries, psychological violence victimization is linked more strongly with mental health consequences (e.g. suicidal ideation and attempts) when compared with physical or sexual violence victimization.³⁸

This section describes childhood experiences of psychological violence^{xi} perpetrated by parents, adult caregivers, or other adult relatives. The specific measures of psychological violence include being told that they were not loved or did not deserve to be loved; being told someone wished they had never been born or were dead; or being ridiculed or put down, for example being told they were stupid or useless. Tables 6.1.1 and 6.2.1 and MP 6.1.1 and MP 6.2.1 include results of psychological violence.

Among 18-24-year-olds, 21.2% of females and 9.5% of males experienced psychological violence by a parent, adult caregiver, or adult relative before age 18. Among 13-17-year-olds, 10.9% of females and 11.1% of males experienced psychological violence by a parent, caregiver, or adult relative in the past 12 months.

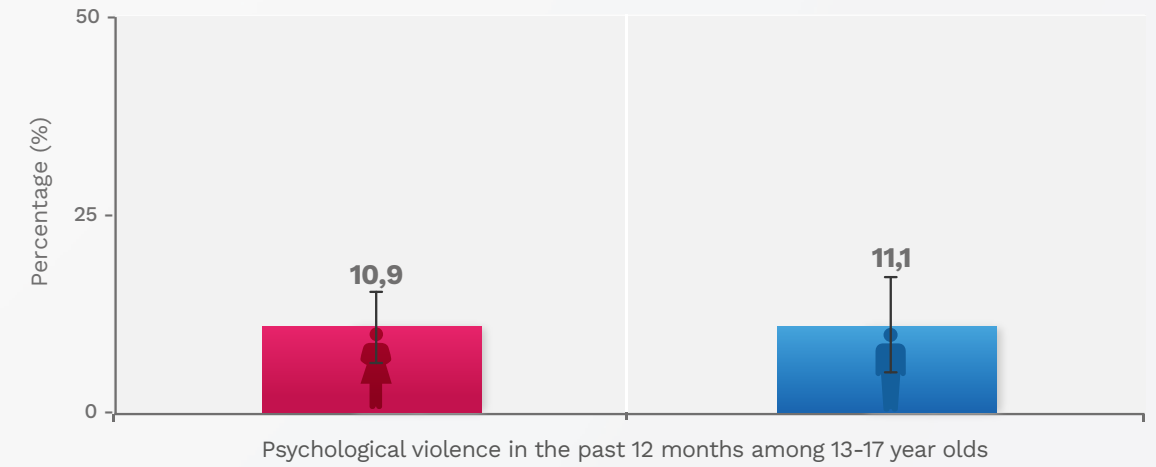
^{xi} In the Colombia VACS the term psychological violence is used, whereas other VACS reports use the term emotional violence. The definitions of both terms and the questions used to assess them are the same.

Figure 6.1. Prevalence of psychological violence by a parent, adult caregiver, or adult relative before age 18, among 18-24-year-olds – Colombia Violence Against Children and Youth Survey (VACS), 2018.



Source: Colombia Violence Against Children and Youth Survey (VACS), 2018.

Figure 6.2. Prevalence of psychological violence by a parent, caregiver, or adult relative in the past 12 months, among 13-17- year-olds – Colombia Violence Against Children and Youth Survey (VACS), 2018.



Source: Colombia Violence Against Children and Youth Survey (VACS), 2018.

Section 7: Recent sexual and physical violence among young adults

This section describes the sexual and physical violence experienced in the past 12 months among young adults. Prevalence, and service-seeking for sexual and physical violence are included for 18-24-year-olds who experienced violence in the past year. Results related to sexual violence in the past 12 months among 18-24-year-olds are provided in Tables 7.1.1 through 7.1.3. Tables 7.2.1 through 7.2.4 include results of physical violence in the past 12 months among 18-24-year-olds.

7.1. Sexual violence in the past 12 months among 18-24-year- olds

In the past 12 months, 6.9% of 18-24-year-old youths experienced sexual violence. Among them, 5.0% experienced unwanted sexual touching and 1.1% experienced pressured sex. Estimates of prevalence of other types of sexual violence were unreliable.

Among females ages 18-24 who experienced sexual violence in the past 12 months, about three out of five (61.7%) told someone about an experience. Nearly four out of five females (79.1%) knew of a place to go for help for sexual violence. The estimates for females and males who sought help and received help for sexual violence were unreliable.

7.2. Physical violence in the past 12 months among 18-24-year-olds

Among 18-24-year-olds, 14.3% of females and 12.3% of males experienced physical violence in the past 12 months. Almost four out of five females (79.1%) who experienced physical violence in the past 12 months were injured. The estimate for males who were who reported being injured from physical violence in the past 12 months is unreliable.

More than two out of three females (68.9%) and three out of five males (63.0%) who experienced physical violence in the past 12 months told someone about their experience. Among those who disclosed, females (86.0%) and males (48.7%) most often told a relative. Nearly two out of three females (65.1%) and about three out of five males (61.1%) knew of a place to seek help.

Section 8: Overlap of types of violence: sexual, physical, and psychological violence

Although specific forms of violence have a distinctive nature and can occur in isolation, attempts to “categorize” violence can be somewhat artificial given that the boundaries between acts of violence often become blurred. For example, sexual violence is often inflicted through the use of physical violence and/or psychological intimidation, a form of psychological violence. This survey investigated overlaps in the three types of violence.

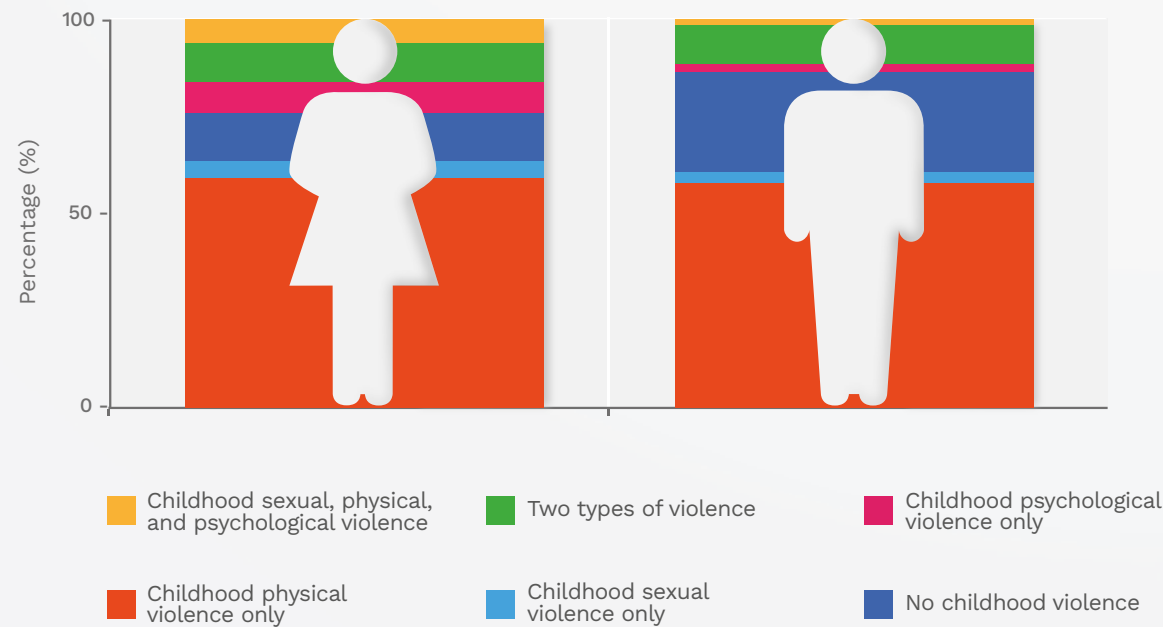
Overlaps could happen in one of two ways: (1) violence could occur simultaneously, such as when a youth is being psychologically and physically subjected to violence at the same time; and/or (2) violence could occur to the same youth, but at different points in time. The overlap of sexual, physical, and psychological violence experienced before age 18 are described here. In this section, “sexual violence” includes the four subtypes of sexual violence. Tables 8.1.1 and 8.1.2 and MP 8.1.1 and 8.1.2 include data on overlap of types of violence in the past 12 months among 13-17-year-olds. Table 8.1.3 includes data on overlap among types of violence in childhood for 18-24-year-olds.

8.1. Overlap of types of violence in childhood and in the past 12 months among 18-24-year-olds

Among 18-24-year-olds, two out of five females (40.8%) and males (42.1%) experienced any violence before age 18. Childhood experiences of only physical violence were most common for both females (12.5%) and males (26.0%) compared to experiencing only other forms of violence. Among females, 8.1% experienced psychological violence only

and 4.2% experienced sexual violence only in childhood. There was some overlap in violence experiences; 9.9% of females and 10.4% of males experienced two types of violence and 6.1% of females experienced all three types of violence. The estimate for males who reported experiencing all three types was unreliable.

Figure 8.1. Prevalence of different types of violence and multiple forms of violence experienced before age 18, among 18-24-year-olds – Colombia Violence Against Children and Youth Survey (VACS), 2018.



Source: Colombia Violence Against Children and Youth Survey (VACS), 2018.

More than one out of five females (21.7%) and males (18.0%) experienced any violence in the past 12 months. In the past year, 8.5%

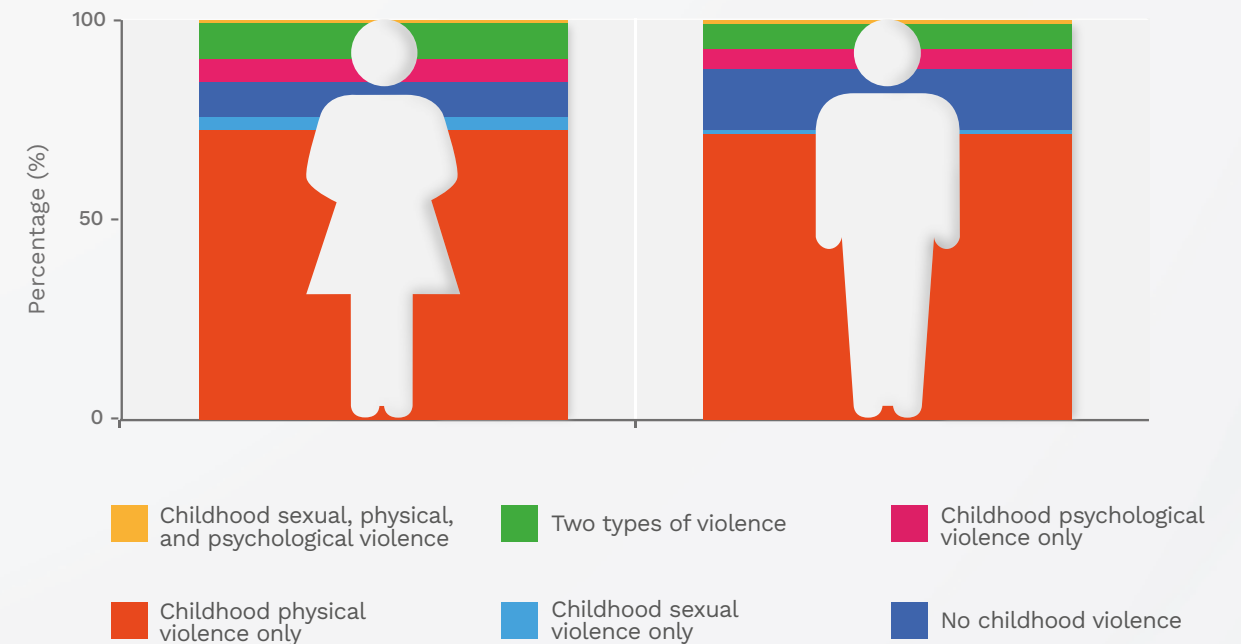
of females and 9.6% of males experienced physical violence only, and 5.4% of females experienced two types of violence.

8.2. Overlap of types of violence in the past 12 months among 13-17-year-olds

More than one in four 13-17-year-old females (27.3%) and males (28.8%) experienced any violence in the past 12 months. During this time period, 8.9% of females and 15.3% of

males experienced physical violence only, 6.2% of females experienced psychological violence only, and 1.6% of males experienced three types of violence.

Figure 8.2. Prevalence of different types of violence and multiple forms of violence, among 13-17-year-olds – Colombia Violence Against Children and Youth Survey (VACS), 2018.



Source: Colombia Violence Against Children and Youth Survey (VACS), 2018.

Section 9: Health conditions associated with sexual, physical, and psychological violence

Globally, multiple studies have shown that adverse childhood experiences such as exposures to violence, substance abuse of parents, or witnessing violence are linked with poor health in adulthood. In the United States for example, data from 25 states show that about one out of every six adults (15.6%) reported four or more types of adverse childhood experiences. These were related with worse health, increased risky behaviors and greater socio-economic challenges. Health problems included higher risk of obesity, increase smoking, alcohol abuse, Chronic Obstructive Pulmonary Disease (COPD), and depression.³⁹

This section describes health-related outcomes in young adulthood among 18-24-year-olds who experienced sexual, physical, and/or psychological violence in childhood compared to those who did not experience such violence. The health outcomes assessed include mental distress in the past 30 days; binge drinking in the past 30 days; cigarette smoking in the past 30 days; drug use in the past 30 days; self-harm behaviors, suicidal ideation, and suicide attempts; and symptoms or diagnosis of STIs. Health outcomes that do not specify 'in the past 30 days' may have occurred at any time in the person's life (ever). It also describes missing school after sexual violence and pregnancy among females as a result of coerced sex, sex when the person was too drunk to give consent, or physically forced sex.

Mental health in the past 30 days was measured using the Kessler Psychological Distress Scale (K6), which consists of six questions that assess a person's general emotional state in the past month.^{xii} Each response is scored between zero (none of the time) and four (all of the time) and summed for a total possible score ranging between zero and twenty-four points. A score between five and twelve points indicates moderate mental distress and a score of thirteen points or higher indicates serious mental distress.

9.1. Sexual, physical, and psychological violence in childhood and mental and physical health among 18-24-year-olds

Tables 9.1.1 through 9.1.3 and MP 9.1.1 through MP 9.1.3 include results of health conditions and childhood sexual, physical, and psychological violence among 18-24-year-olds. The questions pertaining to psychological distress, alcohol consumption, and substance abuse are based on experiences in the last 30 days. Other questions refer to childhood experiences or experiences in the last year as indicated.

At the national level, females ages 18-24 who experienced sexual violence in childhood were significantly more likely to have ever thought of suicide than those who never

experienced childhood sexual violence (49.9% versus 14.0%).

In the priority municipalities, females who experienced sexual violence in childhood were also significantly more likely to have ever thought of suicide than those who never experienced childhood sexual violence (35.7% versus 14.3%).

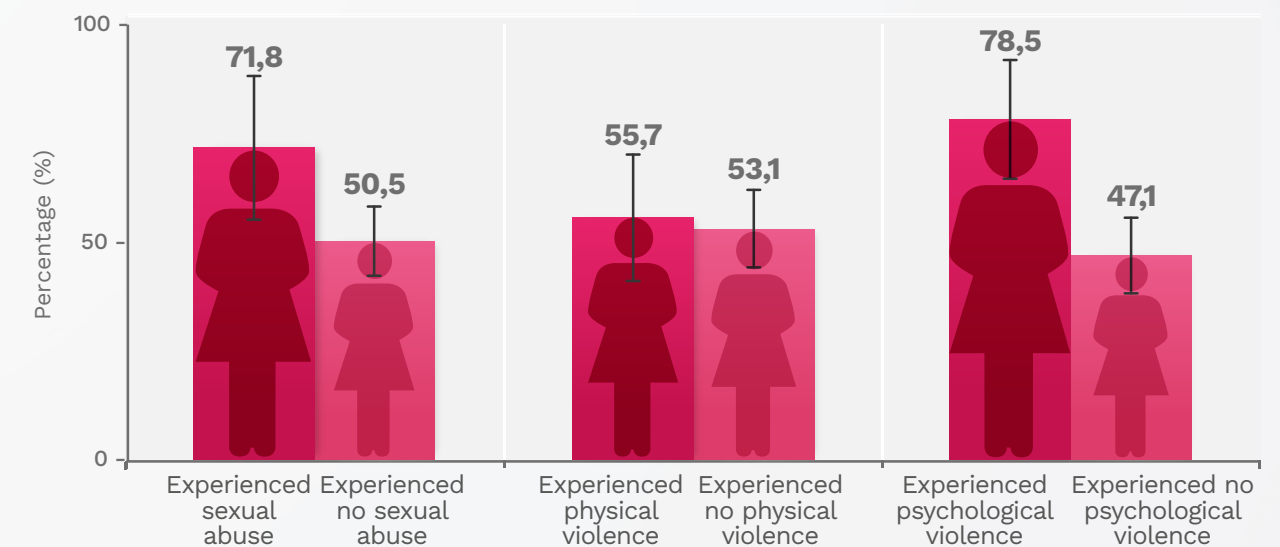
Nationally, 71.8% of females who experienced childhood sexual violence and 50.5% of those who did not experience such violence had mental distress in the past 30 days. This difference was not statistically significant. More than half of females who did (55.7%) and did not (53.1%) experience childhood physical violence had mental distress in the past 30 days. This difference was not statistically significant.

In the priority municipalities, females who experienced childhood physical violence were significantly more likely than those who did not to have ever thought of suicide (34.2% versus 11.5%).

Nationally, females who experienced childhood psychological violence were significantly more likely than those who did not to have ever thought of suicide (49.6% versus 11.4%) and ever have attempted suicide, among those who had thought of suicide (81.1% versus 25.3%) though the estimate for those not reporting experiencing psychological violence is unreliable. Females who experienced childhood psychological violence were significantly more likely to have mental distress in the past 30 days compared to females who did not experience childhood psychological violence (78.5% versus 47.1%).

^{xii} The Kessler psychological distress scale is a scale developed in 1992 for mental health screening in population surveys by Kessler & Mroczek and validated in many countries and contexts. This is a nonspecific scale based on 6 or 10 questions about the level of anxiety and depressive symptoms a person may have experienced in the past 4 weeks. Kessler, R., & Mroczek, D. (1992). An update of the development of mental health screening scales for the US national health interview study. Ann Arbor, MI: Survey Research Center of the Institute for Social Research. University of Michigan.

Figure 9.1. Prevalence of moderate or serious mental distress in the past 30 days and experiences of various types of violence prior to age 18, among 18-24-year-old females – Colombia Violence Against Children and Youth Survey (VACS), 2018.



Source: Colombia Violence Against Children and Youth Survey (VACS), 2018.

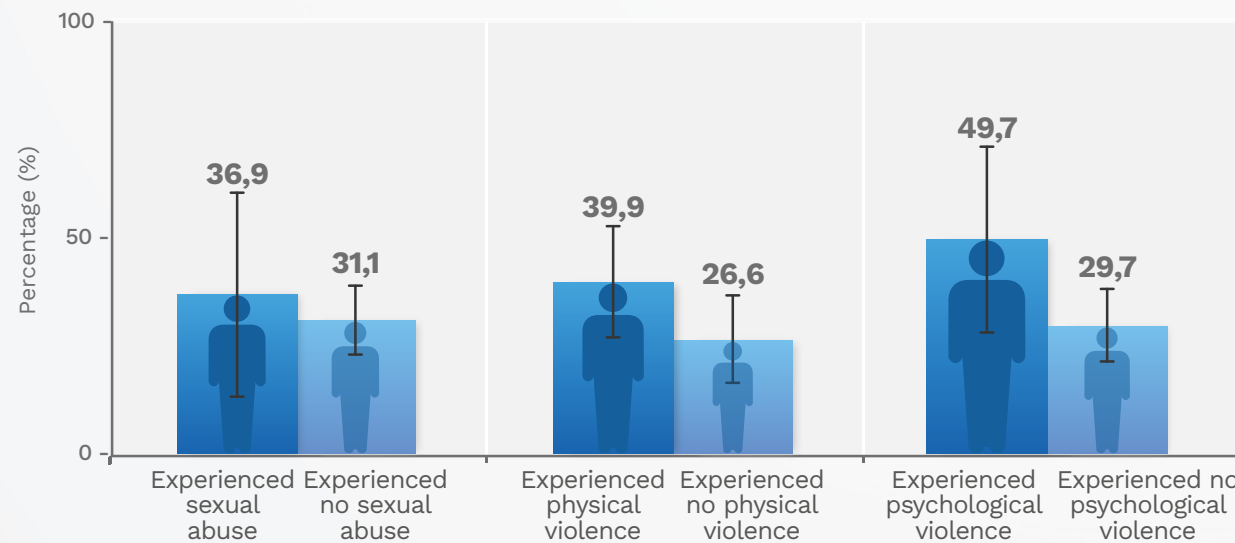
Nationally, in relation to the reported prevalence of mental distress, data about males who reported experiencing childhood sexual violence compared to those who did not experience such violence were unreliable. This difference was not statistically significant. In the priority municipalities, males who experienced childhood sexual violence were significantly more likely to experience mental distress in the past 30 days (66.7% versus 30.2%).

Nationally, 39.9% of males who experienced childhood physical violence and 26.6% of those who did not experience such violence had mental distress in the past 30 days. This difference was not statistically significant. In the priority municipalities, males who experienced childhood physical violence were significantly more likely to experience mental distress in the past 30 days (50.3% versus 22.4%).

About three out of five males (59.3%) nationally who experienced childhood physical violence and 47.6% of males who did not engaged in binge drinking in the last 30 days. This difference was not statistically significant. In the priority municipalities 61.0% of males who experienced childhood physical violence and 50.4% of those who did not binge drank in the last 30 days. This difference was not statistically significant.

Nationally, males who experienced childhood psychological violence had significantly higher prevalence of mental distress in the past 30 days than males who did not experience childhood psychological violence (49.7% versus 29.7%). This difference was not statistically significant. The same differences for mental distress in the past 30 days among males were observed in the priority municipalities (61.5% versus 28.2%) and were statistically significant.

Figure 9.2. Prevalence of mental distress (moderate and serious) in the past 30 days and experiences of various types of violence prior to age 18, among 18-24-year-old males – Colombia Violence Against Children and Youth Survey (VACS), 2018.



Source: Colombia Violence Against Children and Youth Survey (VACS), 2018.

9.2. Sexual, physical, and psychological violence in the past 12 months and mental and physical health among 13-17-year-olds

Tables 9.2.1 through 9.2.3 and MP 9.2.1 through MP 9.2.3 include findings related to health conditions and sexual, physical, and psychological violence in the past 12 months among 13-17-year-olds.

Nationally, significantly more females ages 13-17 who experienced sexual violence in the past year experienced mental distress in the last 30 days (85.5% versus 46.4%), intentionally hurt themselves (82.2% versus 15.7%), and

ever thought of suicide (88.2% versus 14.0%) compared to females who did not experience sexual violence. Significantly more females who experienced physical violence in the past 12 months intentionally hurt themselves (49.1% versus 15.1%) and ever thought of suicide (50.5% versus 13.5%) compared to females who did not experience physical violence. In the priority municipalities, there were significant differences among females who did and did not experience physical violence for mental distress (69.2% versus 36.0%), intentionally hurt themselves (42.3% versus 11.1%), and ever thought of suicide (36.9% versus 11.0%).

Nationally, females who experienced psychological violence in the past 12 months had significantly higher prevalence of mental distress in the past 30 days (92.7% versus 44.3%), having ever intentionally hurt themselves (58.6% versus 16.6%) and having ever thought of suicide (58.7% versus 15.0%). In the priority municipalities, females who

experienced psychological violence in the past 12 months had significantly higher prevalence of mental distress in the past 30 days (74.6% versus 36.1%), having ever intentionally hurt themselves (48.0% versus 11.1%) and having ever thought of suicide (41.5% versus 11.0%).

At the national level, males who experienced sexual violence in the past 12 months were significantly more likely to binge drink in the past 30 days (64.9% versus 22.2%). In the priority municipalities, males who experienced sexual violence in the past year were significantly more likely to experience mental distress in the past 30 days compared to males who did not experience sexual violence (61.8% versus 27.5%). Significantly more males had mental distress in the past 30 days compared to males who did not experience physical violence (49.9% versus 26.4%). The prevalence of mental distress in the past 30 days among males who experienced psychological violence in the last year was significantly greater than those who did not experience psychological violence (84.1% versus 24.7%).

When looking at males and females together, nationally adolescents 13-17 who experienced sexual violence in the last year were significantly more likely than those who did not experience sexual violence to experience mental distress in the past 30 days (78.1% versus 43.5%), binge drinking in the past 30 days (49.9% versus 17.8%), intentionally hurting themselves (70.4% versus 13.5%) and ever thinking about suicide (63.1% versus 9.4%).

In the priority municipalities, adolescents who experienced sexual violence in the last year were significantly more likely than those who did not to experience mental distress in the past 30 days (58.0% versus 33.3%), intentionally hurting themselves (41.4% versus 10.3%) and ever thinking about suicide (34.1% versus 7.3%).

Nationally, adolescents who experienced physical violence in the last year were significantly more likely than those who did not to experience mental distress in the past 30 days (66.9% versus 40.3%), intentionally hurting themselves (32.0% versus 13.2%) and ever thinking about suicide (24.9% versus 9.5%).

In the priority municipalities, adolescents who experienced physical violence had significantly higher mental distress in the past 30 days (55.5% versus 35.4%) and ever thinking about suicide (22.7% versus 6.3%).

Similarly, at the national level, adolescents who experienced psychological violence in the last year were significantly more likely than those who did not experience psychological violence to experience mental distress in the past 30 days (77.8% versus 41.4%), intentionally hurting themselves (52.7% versus 12.7%) and ever thinking about suicide (43.1% versus 8.8%).

Adolescents in the priority municipalities who experienced psychological violence in the past year had higher reporting of mental distress in the past 30 days (67.0% versus 36.9%) and ever thinking about suicide (33.8% versus 7.1%).

9.3. Missing school due to violence

Table MP 9.3.3 includes data on missing school due to violence. In the priority municipalities, among 18-24-year-olds, 12.4% of females missed school due to physical violence in childhood and 21.8% of males missed school due to physical violence in childhood, a difference that was not statistically significant.

Section 10: Beliefs and attitudes about gender and violence and violence perpetration

Independent of context, violence against children, adolescents and youth occurs within a social ecology that has individual, interpersonal, family, community and social factors. Social norms are a key aspect of this ecology and can contribute to prevent or perpetuate violence in childhood and adolescence. Social norms are a powerful element that must be part of any effort to prevent or reduce violence. The perception of individuals particularly in relation to social norms can modulate behaviors within groups. The way these norms are formed or perpetuated can be studied and modified through multiple interventions aimed at reducing violence against children, adolescents, and youth.⁴⁰

This section examines attitudes and beliefs related to violence. Questions assessed attitudes justifying the use of physical violence by husbands against their wives. Participants were asked if it was right for a husband to hit or beat his wife under five different circumstances: if she goes out without telling him, if she does not take care of the children, if she argues with him, if she refuses to have sex with him, or if she is suspected of having an affair.

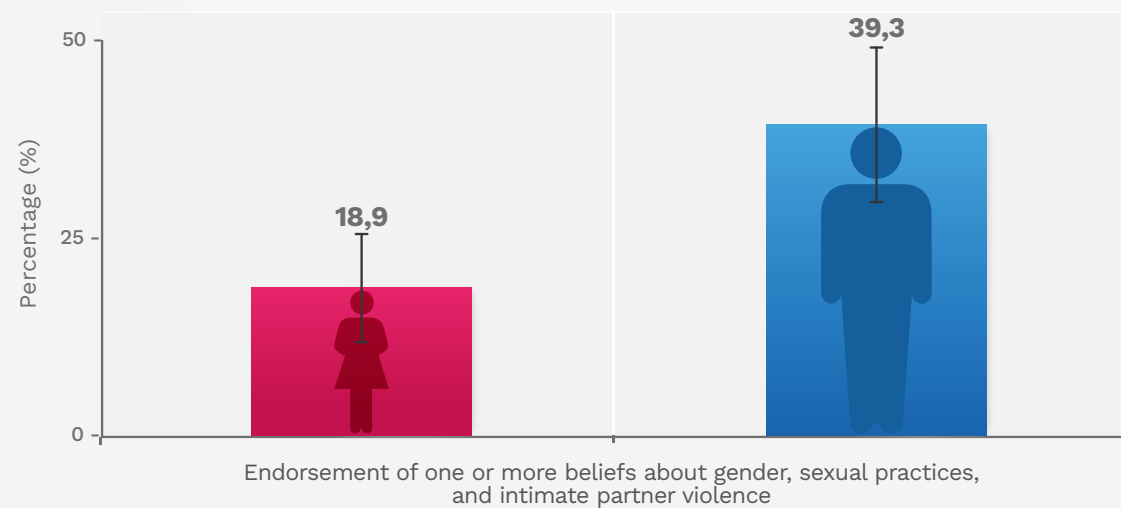
The survey also examined the endorsement of traditional norms about gender and sexual behavior and intimate partner violence. These included: men, not women, should decide when to have sex; men need more sex than women; men need to have sex with other women even if they have a good relationship with their wife; women who carry condoms have sex with a lot of men; and a woman should tolerate violence to keep her family together.

10.1. Beliefs about domestic violence and traditional gender norms

Findings related to attitudes about domestic violence and traditional gender norms are included in Tables 10.1.1 and 10.1.2 and MP 10.1.1 and MP 10.1.2. Among 18-24-year-olds and 13-17-year-olds, estimates were unreliable for endorsing attitudes supportive of domestic violence for females and males. In the priority municipalities 4.3% of females and 7.3% of males ages 13-17, and 1.5% of females and

6.2% of males ages 18-24 endorsed one or more reasons for domestic violence. These were not statistically different. Nationally among 18-24-year-olds, significantly fewer females (18.9%) than males (39.3%) endorsed one or more traditional gender and sexual norms. There was also a statistically significant difference between 13-17-year-old females and males (18.0% versus 41.0%) who endorsed traditional gender and sexual norms. In the priority municipalities, among 13-17-year-olds, fewer females (32.1%) than males (43.3%) endorsed one or more traditional gender and sexual norms. These were not statistically different. Among 18-24-year-olds, significantly fewer females (19.0%) than males (50.4%) endorsed one or more traditional gender and sexual norms.

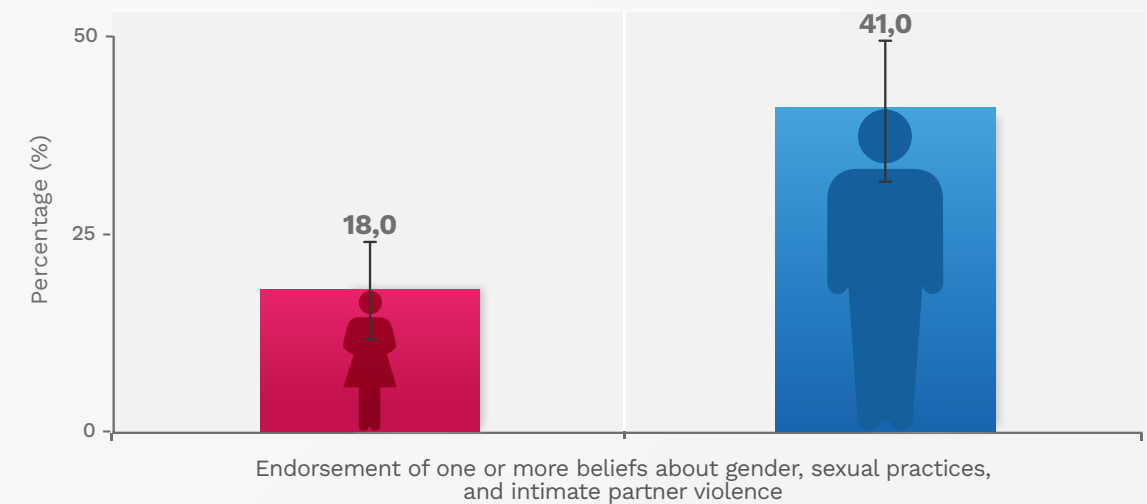
Figure 10.1. Endorsement of traditional norms about gender, sexual behavior, and intimate partner violence among 18-24-year-olds – Colombia Violence Against Children and Youth Survey (VACS), 2018.



Source: Colombia Violence Against Children and Youth Survey (VACS), 2018.

^{xiii} Traditional gender norms refer to the heteronormativity of roles taken by females and males where males represent only the masculine and females only the feminine according to their biological sex. Additionally, they assume that any affective relationship is heterosexual (between males and females).

Figure 10.2. Endorsement of traditional norms about gender, sexual behavior, and intimate partner violence among 13-17-year-olds – Colombia Violence Against Children and Youth Survey (VACS), 2018.



Source: Colombia Violence Against Children and Youth Survey (VACS), 2018.

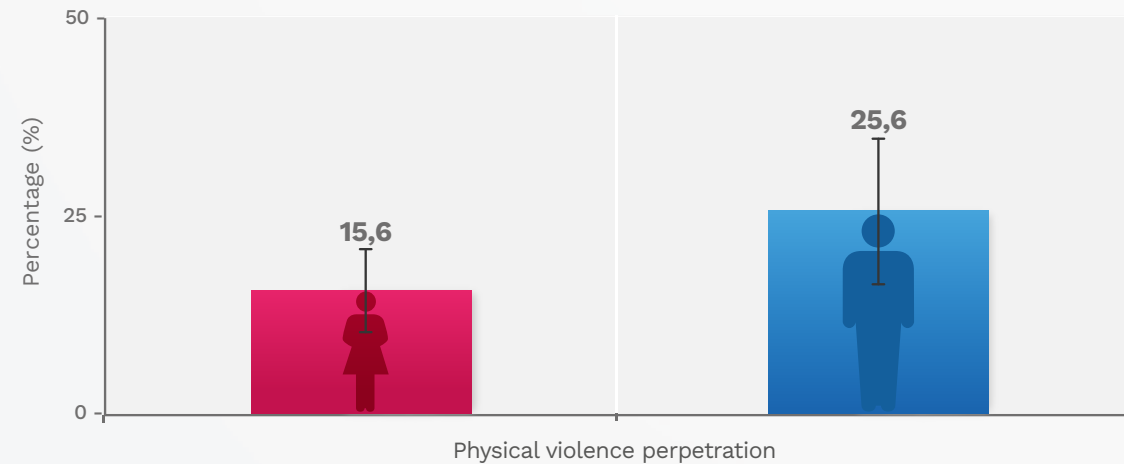
10.2. Prevalence of violence perpetration

This section presents the prevalence of sexual and physical violence perpetration among 18-24- and 13-17-year-old females and males. Here, violence perpetration includes physical violence against any victim, as measured by: punching, kicking, whipping, lashing, or poking with an object; choking, smothering, trying to drown, or intentionally burning; or using or threatening to use a weapon, such as a knife, gun, screwdriver, softball bat, knobkerrie or other weapon. Similarly, sexual violence was asked about in terms of forcing a current or former intimate partner or someone else to have sex when they did not want to. This section also presents data on perpetration of violence by experiences of sexual violence and physical violence in childhood. Participants were asked if they had ever perpetrated these measures of

violence, so it is not possible to determine when the perpetration happened in relation to timing of experiences of violence. Tables 10.2.1 through 10.2.3 and MP 10.2.1 through MP 10.2.3 include results of violence perpetration.

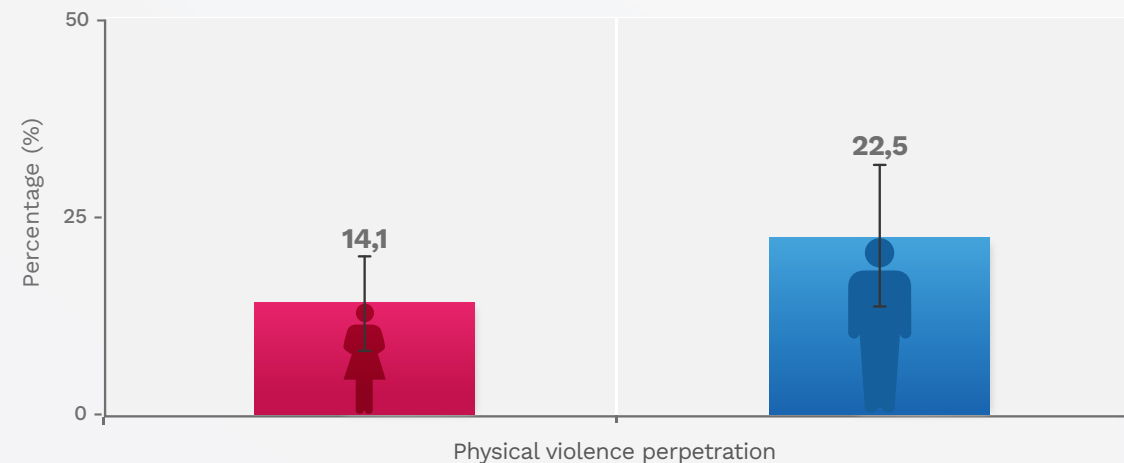
Among 18-24-year-olds nationally, 15.6% of females and 25.6% of males perpetrated physical violence. Among 13-17-year-olds, 14.1% of females and 22.5% of males perpetrated physical violence. These estimates were not statistically different. Females who experienced childhood sexual violence were significantly more likely than those who did not to have perpetrated physical violence (37.2% versus 11.7%). Females who experienced childhood physical violence were significantly more likely to have perpetrated physical violence than those who did not experience physical violence (31.4% versus 10.0%). In the priority municipalities, 24.4% of females ages 18-24 and 18.1% of males perpetrated violence. These estimates were not statistically different.

Figure 10.3. Prevalence of physical violence perpetration among 18-24-year-olds – Colombia Violence Against Children and Youth Survey (VACS), 2018.



Source: Colombia Violence Against Children and Youth Survey (VACS), 2018.

Figure 10.4. Prevalence of physical violence perpetration among 13-17-year-olds – Colombia Violence Against Children and Youth Survey (VACS), 2018.



Source: Colombia Violence Against Children and Youth Survey (VACS), 2018.

Nationally, among 13-17-year-olds, females who experienced physical violence in the past 12 months were significantly more likely to have perpetrated physical violence than those who did not experience physical violence (46.4% versus 7.2%). In the priority municipalities, 18-24-year-olds who experienced childhood sexual violence were significantly more likely to have perpetrated physical violence than those who did not experience sexual violence (44.0% versus 18.0%).

In priority municipalities, those who experienced physical violence were also significantly more likely to have perpetrated physical violence than those who did not experience physical violence (42.0% versus 11.0%). Among 13-17-year-olds who experienced sexual and physical violence, significantly more perpetrated physical violence than those who did not experience sexual and physical violence (37.5% versus 10.7% and 37.3% versus 7.7%, respectively).

10.3. Prevalence of intimate partner violence perpetration

Violence perpetration against intimate partners, or intimate partner violence, including both forcing someone to have sex and physical violence, are described in this section. As in previous sections, an intimate partner refers to a current or previous boyfriend, girlfriend, romantic partner, husband or wife, while ever partnered refers to someone who has ever had an intimate partner. Intimate partner violence perpetration results are provided in Tables 10.3.1 and 10.3.2.

Among 18-24-year-olds who ever had a partner, 13.4% of females and 6.0% of males ever perpetrated physical violence against an intimate partner.

Section 11: Characteristics associated with sexual and physical violence

This section presents experiences of sexual and physical violence by characteristics of youth, including orphan status, identification as sexual minority (gay, lesbian, or bisexual), school attendance and completion, employment status, ever witnessing violence at home, marriage or cohabitation status, receiving remittances from abroad, and parents' migration history. Here, orphanhood refers to having lost one or both parents.

Tables 11.1 and MP 11.1 include results of characteristics of 18-24-year-olds by experience of any violence in the last 12 months. Nationally, significantly more males who witnessed violence in the home in childhood experienced any violence (38.6%) compared to those who did not witness violence in the home (10.7%). Likewise, in the priority municipalities significantly more males who witnessed violence in the home in childhood experienced any violence (57.6%) compared to those who did not witness violence (12.9%).

Nationally, significantly more youth (males and females combined) who were separated from one or both parents for 6 or more months in childhood experienced any childhood violence compared to those who were not separated (27.0% versus 12.8%).

Tables 11.2 and MP 11.2 include results of characteristics of 13-17-year-olds by experience of sexual or physical violence in the past 12 months. A significantly higher proportion of 13-17-year-old females who witnessed violence in the home experienced any violence in the last 12 months than those who did not witness violence in the home (62.4% versus 18.6%). A significantly higher proportion of 13-17-year-old females who were married, or cohabitating experienced any violence in the last 12 months than those who were unmarried or not cohabitating (63.4% versus 24.9%). Males who were married or cohabitating were significantly more likely to experience any violence compared to those who were unmarried or not cohabitating (72.4% versus 28.3%).

Section 12: Inspire indicators

In 2016, the Global Partnership to End Violence Against Children released INSPIRE: Seven Strategies for Ending Violence Against Children, a technical package that includes evidence-based strategies with demonstrated success in preventing and responding to violence in childhood. There are seven strategies included in INSPIRE. Overall, the VACS provides data on indicators representing 6 of the seven INSPIRE strategies: Norms and values; Safe environments; Parent and caregiver support; Income and economic strengthening, Response and support services, and Education and life skills. Data on these indicators capture key opportunities to inform evidence-based interventions and approaches. The Response and support services indicators are included in the previous sections of the report that cover disclosure, knowledge of services, and service-seeking among victims of sexual violence (Section 4) and physical violence (Section 5).

12.1. Norms and values

Data on Norms and Values is included in Tables N and MP N. Among 18-24-year-olds, 17.5% of males and 11.7% of females agreed it was necessary for parents to use corporal punishment to raise children. These estimates were not statistically different. The estimates for attitudes about corporal punishment by teachers were unreliable for both males and females. Nationally, significantly more males (39.3%) than females (18.9%) endorsed traditional norms about gender and sexuality. In the priority municipalities, significantly more males (50.4%) than females (19.0%) endorsed traditional norms about gender and sexuality.

12.2. Safe environments

Results of Safe Environments indicators are in Tables S.1 and S.2, and MP S.1 and MP S.2. Among all (male and female combined) 13-17-year-olds who were attending school, 4.4% missed school or did not leave home due to fear of violence in the last 30 days, and 7.1% indicated that they had carried a weapon in the last 30 days. Among 13-17-year-olds who had experienced physical violence, 24.8% indicated that the perpetrator of that violence was also involved in community violence. Among 18-24-year-olds who had experienced physical violence, 31.5% indicated that the perpetrator of that violence were also involved in community violence.

12.3. Parent and caregiver support

Tables P and MP P include data on Parent and Caregiver Supports. The indicator data for Parent and Caregiver Support indicate that parent-youth relationships are a significant protective factor for youth in Colombia. Among 13-17-year-olds, nine out of ten females (91.7%) and males (92.8%) said they were close or very close to their mothers, nine out of ten females (91.7%) and almost nine out of ten males (87.5%) indicated that they had parental monitoring or supervision. Almost 3 out of four females (71.6%) and four out of five males (78.8%) indicated it was easy to talk with their mothers about something that was really bothering them.

12.4. Income and economic strengthening

Tables I.1 and I.2, and MP I.1 and MP I.2 include results of indicators for Income and Economic Strengthening. The survey included questions about food insecurity (understood as insufficient food intake, either transitory, seasonal, or chronic), and about who makes economic decisions in the household, as indicators of Income and Economic Strengthening. Among 13-17-year-olds, one out of four females (24.9%) and almost one out of six males (15.8%) experienced food insecurity. The question about economic decisions assessed to what extent married or cohabitating females ages 18-24 indicated that they had a say in how money is spent in the household. For females, 98.2% indicated they have a say in how money is spent.

12.5. Education and life skills

Tables E.1 and E.2, and MP E.1 and MP E.2 include results of Education and Life Skills. The programs and interventions in this strategy include both interventions aimed at increasing access to education, and also interventions that are typically delivered in educational settings that focus on life skills. For example, school-based interventions that address bullying, excessive alcohol use, and healthy relationship skills are included in this strategy. For these reasons, indicators of Education and Life Skills assess

engagement and participation in education and risk behaviors. These indicators assess proximal effects of interventions addressing education and life skills as identified by INSPIRE. Nationally among 13-17-year-olds, 87.9% of females and 84.4% of males were enrolled in school; 15.1% of females and 24.0% of males engaged in binge drinking in the past 30 days; and 10.8% of females and 28.7% of males were in a physical fight in the past 30 days. In the priority municipalities, among 13-17-year-olds, 82.9% of females and 83.6% of males were currently enrolled in school, 13.2% of females and 15.5% of males had at least one episode of binge drinking in the past 30 days, and 13.7% of

females and 21.8% of males had been in a physical fight in the past 12 months.

Nationally, among 18-24-year-olds, 33.0% of females and 36.2% of males had early sexual debut, defined as first sex at or before age 15, 30.5% of females were pregnant before age 18, and 28.8% of females and 12.2% of males were married before age 18. In the priority municipalities, among 18-24-year-olds, 43.1% of females and 50.9% of males had early sexual debut. This was significantly greater compared to the national sample. Almost one in three females (30.6%) were pregnant before age 18, and one in three females (31.5%) were married before the age 18.

Section 13: Discussion and prevention strategies

The Colombia VACS is the first nationally representative data on the prevalence and epidemiology of sexual, physical, and psychological violence among female and male youth ages 13-24 in Colombia. This report describes the burden, contexts, and health consequences for violence against children and adolescents. It also explores the overlap between sexual, physical, and psychological violence and the services sought and utilized for incidents of sexual and physical violence. The wealth of information provided by the VACS can guide ongoing and future prevention and response efforts that are uniquely adapted to the context of Colombia and that can be adapted to its diverse territories.

13.1. Prevention strategies

The Government of Colombia, civil society and academic organizations, and international community partners held a Data to Action Workshop in Bogota DC on July 15-17, 2019. Discussions in Colombia included a variety of participants from multiple sectors. The Ministry of Health and Social Protection and the International Organization for Migration (IOM) organized this event with technical leadership by the U.S. Centers for Disease Control and Prevention (CDC), support from Together for Girls (TfG), and funding by the United States Agency for International Development (USAID).

Participants reviewed the VACS results and identified a variety of themes from the three-day multi-sectoral workshop that was focused on transforming VACS data into action for Colombia. The workshop was formed by five sectoral groups that discussed the VACS data. These sectors included health, child protection services, education, justice, and multilateral and bilateral organizations. Institutions from academic and civil society (Red Papaz) also participated embedded in different sectors. All participants agreed that these data will contribute to further guide ongoing plans aimed at developing a National Action Plan for the country. Participants representing different institutions, ministries, and networks agreed that the recommendations that follow will complement ongoing activities that have already been developed under the leadership of different agencies as well as within different thematic priorities already being addressed that include gender-based violence and mental health issues. In addition to this, participants agreed on the need to harmonize existing

activities and thematic areas with ongoing international and national initiatives such as those represented by the National Alliance for Prevention of Violence Against Children and the role of Colombia as a pathfinder country within the Global Partnership to End Violence Against Children led by ICBF and supported by the Office of the First Lady of Colombia.

Activities are being developed in collaboration with other government partners such as the Ministry of Health and Social Protection, Ministry of Justice and the Law, Ministry of National Education National Planning office, National Institute of Legal medicine and Forensic Sciences, National Police of Colombia, Attorney General's Office, Ministry of Work, and Office of the Presidency of Colombia. Additional support is provided by IOM, UNICEF, UN Women, PAHO/WHO, UNFPA, and a variety of non-government organizations that are key in themes related to children, adolescents and youth and are members of the National Network of Family Welfare.

A mapping of existing violence prevention and control programs was discussed and contributed to identify areas of collaboration and areas where improved coordination is necessary. Progress on the development of a National Action Plan for Colombia and the identification of milestones and a timeline will help define a clear roadmap for the country.

This process will be coordinated and led by the ICBF in conjunction with the Global partnership for Violence Prevention and the National Alliance for the Prevention of Violence Against Children supported by the Office of the First Lady of Colombia.

All participants reviewed and discussed VACS results in detail as well as its methodological

limitations and its applications in the context of other existing national information on violence. Participants further addressed programmatic and policy implications. Over the course of the workshop, participants also identified several high-level priorities that could be targeted for Colombia. These priorities were mapped to specific INSPIRE strategies that could be developed, adapted or strengthened for the country.

13.2. Prevention strategies

Discussions focused on identifying the most relevant INSPIRE strategies that should be prioritized in Colombia. From a potential maximum of 15 priorities (3 for each of the five sectors), nine priority indicators were identified. The nine selected priority indicators for preventing or controlling violence against children in Colombia were:

1. Reducing physical violence by parents and caregivers
2. Reducing sexual violence against adolescents and youth by any perpetrator
3. Transforming traditional and harmful gender norms
4. Improving access to services for victims of sexual violence
5. Modifying attitudes on the need to use physical punishment by parents
6. Understanding the barriers that limit the disclosure by victims of physical and sexual violence and reducing those barriers

^{xiv} INSPIRE is available for free in Spanish from the Pan American Health Organization (PAHO) at: <http://iris.paho.org/xmlui/handle/123456789/33741>

7. Reducing excessive alcohol use among adolescents
8. Reducing and treating mental distress among victims of physical and sexual violence
9. Reducing psychological violence by parents and caregivers

13.3. Summary of the mapped inspire strategies to the selected priorities for Colombia

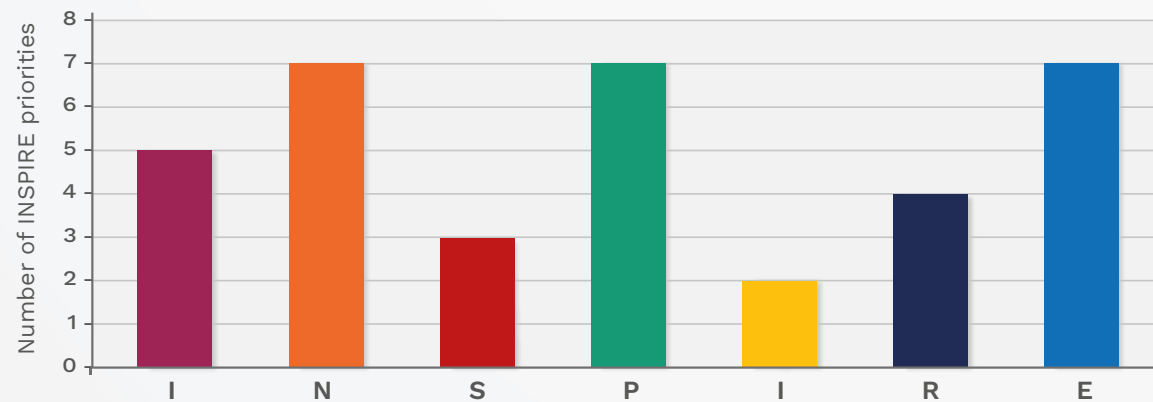
The INSPIRE manual is a reference framework useful to implement a variety of strategies and interventions. It is a publication written by several international institutions and summarizes effective strategies for prevention or reduction of violence against children at a global level. Discussions between sectors emphasized the importance of identifying and focusing on the different INSPIRE^{xiv} strategies.

The INSPIRE Handbook serves as a framework for implementing several policy and programmatic strategies. It is a publication coauthored by several international institutions that summarizes effective strategies aimed at preventing or reducing violence against children, adolescents and youth globally. The selected strategies were deemed as the best to address the above identified priorities. The selected priorities were mapped with all seven INSPIRE strategies. Additionally, a series of desirable interventions were also identified

both from a pool of existing interventions already being applied in the country as well as some new interventions that could be implemented nationally (from INSPIRE). The most commonly mapped INSPIRE strategies were: **N**orms and values, **P**arent and caregiver support, and **E**ducation and life

skills. These were linked to seven of the nine priority indicators. Five priority indicators were linked to the **I**mplementation of Laws, four to improving **R**esponse and support services, three to **S**afe environments; and two were linked to **I**ncome and economic strengthening (figure 13.1).

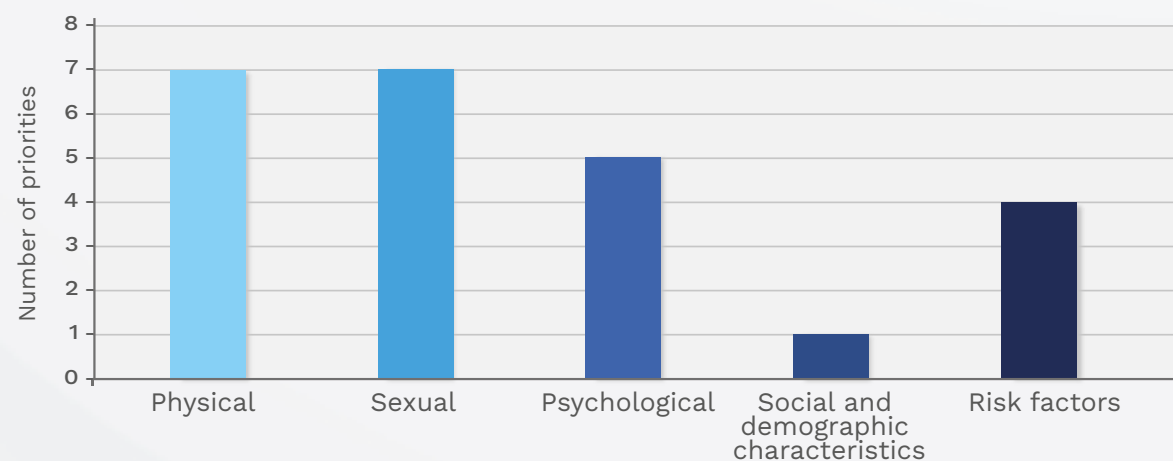
Figure 13.1. Number of INSPIRE strategies linked to violence prevention priorities based on data from the VACS in Colombia, 2018.



INSPIRE represents seven violence against children strategies that stand for: **I**= Implementation of laws; **N**= Norms and values; **S**= Safe environments; **P**= Parent and caregiver support; **I**= Income and economic strengthening; **R**= Response and support services; **E**= Education and life skills

From a thematic perspective, seven of the selected priorities focus on the topics of physical violence and sexual violence, five with psychological violence, four with risk factors associated with violence and one addresses socio-demographic characteristics of the population (figure 13.2).

Figure 13.2. Number of priorities that address types of violence or characteristics associated with violence, VACS, Colombia, 2018.



Specifically, each of the nine priorities were mapped with one or more INSPIRE strategies as indicated in figure 13.3.

13.4. Summary of the mapped priorities by sector and inspire strategy

Figure 13.3. Violence Against Children Priorities and INSPIRE strategies by sector. Violence Against Children and Youth Survey, Colombia, 2018.

VACS PRIORITY INDICATORS FOR THE PREVENTION OF VIOLENCE AGAINST CHILDREN AND YOUTH	SECTOR REPRESENTED	PRIORITY ORDER WITHIN SECTOR	NUMBER OF SECTORS CHOOSING PRIORITY	LINKED INSPIRE STRATEGIES							
				I	N	S	P	I	R	E	
1. Physical violence by parents and caregivers	Multilateral and bilateral agencies	1	3								
	Education*	2									
	Justice	3									
2. Sexual violence against adolescents and youth (any perpetrator)	Multilateral and bilateral agencies	2	2								
	Justice	2									
3. Transforming restrictive and destructive norms	Child protective services*	1	2								
	Multilateral and bilateral agencies	3									
4. Use of services by sexual violence victims	Education	1	2								
	Justice	1									
5. Attitudes towards the use of physical punishment by parents	Education	3	2								
	Child protective services	2									
6. Understanding the barriers that limit the disclosure of victimization by victims of physical and sexual violence and reducing those barriers	Child protective services	3	1								
7. Excessive use of alcohol among persons 13-17 years old	Health*	3	1								
8. Mental stress among victims of physical and sexual violence	Health	1	1								
9. Psychological violence by parents or caregivers	Health	2	1								

* Included participation of civil society organizations (CSOs)

INSPIRE represents seven violence against children strategies that stand for: **I**= Implementation of laws; **N**= Norms and values; **S**= Safe environments; **P**= Parent and caregiver support; **I**= Income and economic strengthening; **R**= Response and support services; **E**= Education and life skills

13.5. Selection of interventions for the prevention of violence against children in Colombia

The multi-sector discussions identified key areas that should receive special attention in Colombia based on the VACS data as well as on existing programs and interventions being developed or implemented locally. Priority themes included a reduction in **physical violence** perpetrated mostly by parents and caregivers against children and youth. Another priority was the reduction of **sexual violence** focused on strategies aimed at preventing violence against women and men by all perpetrators. For males, priority was placed on preventing all forms of violence in school environments. A strong need to focus on interventions aimed at modifying **norms and values** was deemed essential for all the population. Further areas of priority included addressing **mental health and the consequences of psychological violence**, and **alcohol abuse** among persons ages 13 to 17 years old. Several sectors and participants concurred with the importance of **strengthening child protective services** by improving response programs and addressing individual, relational, and structural barriers to accessing these services but importantly focusing on **primary prevention strategies**.

Several concrete interventions were mentioned as potentially useful strategies to be adapted, emulated, scaled up or strengthened in the country. On the *Implementation and Enforcement of Laws*, two strategies were mentioned and included

strengthening legislation related to gender-based violence and improving enforcement of alcohol consumption laws among persons younger than 18 years old.

On the *Norms and Values strategies*, desired interventions included implementing community mobilization programs, and gender norms programs both for the population but also for service providers within the government. Dissemination of information on these issues should further be strengthened by establishing or strengthening alliances with the media and with collaboration of the Ministry of Information Technologies and Communications (ITC).

On the *Safe Environments strategies*, Colombia has had several examples in urban settings, some of them well documented in reducing overall community violence. Sectors recommended continuing these policies and adding strong evaluation components to them. Participants also thought that focusing on environmental design with a special focus on school environments is important. Sectors also recommended implementing interrupters of violence strategies.

Another INSPIRE strategy that was highly emphasized is *Parent and Caregiver Support*. Within this strategy, sectors highlighted existing home visitation programs but also addressed the need to scale them up nationally and create opportunities to expand these to rural areas or less densely populated areas of the country. Other recommended strategies included parental and caregiver support delivered in community settings as well as strategies of parental support in the context of comprehensive programs. For these strategies sectors addressed the need for a strong capacity building component among

providers and the need of good multisector integration.

Fewer sectors recommended focusing on *Income and Economic Strengthening* but rather on piloting some of these interventions and evaluating their effectiveness.

On strategies focused on *Response and Support Services*, sectors recommended expanding CBT and improving mental health services. Additionally, sectors stated the need for scaling up of screening for violence and mental health and building capacity among service providers on screening strategies.

Finally, sectors identified strategies on *Education and Life Skills* as another key INSPIRE strategy for Colombia. Within this strategy the different sectors recommended continuing with approaches that have been created in Colombia including “Aulas de Paz” (Classrooms of Peace), a program that reduces conflict in classrooms and “Semillas de Apego” (Seeds of Attachment), a group-based program to foster maternal mental health and early childhood development among communities exposed to violence in Colombia. For Aulas de Paz the recommendation is to scale it up and apply it in rural areas. Other recommendations focus on programs aimed at improving adolescent girls’ self-esteem and strategies for reducing risks of sexual violence victimization.

To consolidate these approaches, **multisector coordination** is essential as well as the harmonization of several existing policies and strategies around mental health, gender-based approaches, and child protection.

Colombia has an existing articulating mechanism where a variety of institutions addressing violence frequently meet and collaborate. It is around these structures that coordinated mechanisms can be strengthened.

Overall coordination around the International Partnership to End Violence Against Children activities will be led by the Colombian Institute of Family Welfare (ICBF) and will be important to define a road map for the country and strengthen current efforts to develop a national action plan for Colombia.

With the intersectoral collaborating mechanisms in place, and the Colombian participation as a pathfinder country for ending violence against children, a more coordinated design and implementation of policies, strategies, programs, and interventions for preventing and responding to violence against children can be achieved. These efforts will be greatly improved with the support of civil society and the international community. The evidence-based and inclusive approach has the potential to be an effective tool for addressing Violence Against Children in Colombia and contributing in a meaningful and long-lasting way to the country’s wellbeing and development.

13.6. Key messages from the survey implementation and data to action exercises

Discussions from the intersectoral workshops identified the following key messages:

- Violence is preventable and there are a variety of strategies to achieve this
- There is a strong need to strengthen intersectoral collaboration

- Focus on violence prevention efforts and types of violence must be holistic
- Colombia has implemented several interventions but there are new interventions for violence prevention that should be replicated. Others should be scaled up.
- There is a need to harmonize several existing government initiatives and processes related to violence against children and youth
- The need to monitor and evaluate all interventions is key and these efforts should be strengthened
- The integration and harmonization of activities should occur within the government but needs to have inputs from civil society and the international community
- These new data can be integrated with other data systems such as the Gender-Based Violence Information System (SIVIGE).
- There is a need to increase the institutional offer of services especially in less populated territories while accounting for the fewer services that are available on those areas (focusing mostly on health and police services).
- Intersectoral articulation within government institutions is important but also needs to integrate civil society and international agencies.
- Reduction of inequalities in services provision between urban settings compared to rural or peripheral areas of the country is essential.
- Overall there is a need to change norms and values related to gender and violence.
- Additional emphasis would be beneficial on interventions that focus on parents and caregivers.
- Scaling up existing interventions and new ones is essential throughout the entire territory

13.7. Persisting challenges and some recommendations

Feedback from a wide variety of government, civil society and international agencies focused on some general recommended strategies for addressing VAC and include:

- There is a need for more capacity building amongst government personnel and services providers from all sectors. Special emphasis in modifying norms and values among government service providers is essential.

13.8. Dissemination of information

Several key messages were recommended by a variety of government, international and civil society institutions. These include the following:

- Dissemination of strategies to prevent violence against children within government institutions.
- Dissemination of information should be improved using electronic media.
- Increased research on violence against children is needed to better understand the unique experiences of Colombia's youth.
- The use of infographics and data visualization strategies is essential to communicate with stakeholders.
- Data need to be further socialized with strategic partners and stakeholders.
- Dissemination of prevention messages should be strengthened by working with the media and through scientific publications.
- The VACS information needs to be disseminated widely in the different territories of the country and interventions need to be contextualized or adapted to those areas.

13.9. Strengths and limitations

The VACS is Colombia's first nationally representative data on the burden of sexual, physical, and psychological violence against children and youth. It is also the first VACS that reports specifically on populations chronically exposed to conflict.

There are important strengths and limitations to consider when interpreting the data. The sampling strategy was designed to ensure the data are nationally representative. Furthermore, an additional representative

sample of 170 priority municipalities is also considered. For both independent samples, a random sampling using a stratified three-stage cluster design allowed for calculation of weighted estimates.

Another benefit of the survey is the level of detail obtained on the context of violence. For example, some surveys collect data on whether violence occurred, but few collect data on specific circumstances of violence. The rich, contextualized data in the Colombia VACS can inform programmatic and policy strategies to address violence.

Another strength of the VACS is that it relies on a core questionnaire that is consistent across countries. This allows for cross-country comparisons and facilitates interpretation of findings as they can be assessed within a global context. Most importantly, the process of planning the VACS – thorough engagement with the Colombian government agencies, partners, and stakeholders – can bolster country ownership of the data and results. This is evidenced by the decision of the country to include this survey as part of the National Survey System of the country, ensuring that in the future, additional iterations of this exercise will allow for more thorough evaluations of progress towards eliminating violence against children and youth.

Additionally, as an early action the country made the decision to evaluate institutional responses in relation to prevention of violence and care of victims based on identified difficulties in different territories. Specifically, the country conducted an evaluation of responses in six municipalities where problems were detected during the survey implementation. Better response systems were proposed as well as improved integration of case-flows and data. This project is directly related to the strengthening

of Response and Support Services through direct work with intersectoral prevention and care committees in municipalities.⁴¹

There are also limitations that must be taken into account. Because the VACS involves a household survey, vulnerable populations have been excluded or missed, such as children residing in institutions, residential care, or justice systems, as well as those living on the street. Similarly, children and youth who are away from home to attend school, in a condition of forced internal displacement, or for other reasons would not have been available to participate in the survey. Children were also excluded from the study if they had a disability that prevented them from understanding or responding to the interview questions or from being interviewed in private. Children residing outside of the home in vulnerable settings, or living with disabilities, could be at higher risk for violence. Future studies should address the burden of violence among these special populations.

In Colombia, community rates of violence continue to be high in some areas. Much of the community violence is generated by a combination of gang involvement, organized crime, and conflict with National Police, military forces or illegal armed groups. Most of the areas affected by community violence are urban areas – though not exclusively. Visiting some communities, or USMs, with high rates of violence implied getting permission by both government as well as community stakeholders, and in many cases, these permissions were not always given, or security prevented teams from visiting certain zones. These restrictions limited the ability to either conduct interviews in some USMs or limited the time for teams in other USMs. The areas that were not visited although few, are therefore not represented in this survey. For more details on the

implications of this situations see appendix B: Supplementary Sampling Methods and Weights.

An additional limitation is that the survey only collects contextual information on the first and most recent episodes of each type of violence, when individuals reported multiple instances of a form of violence. This potentially results in missing important contextual detail on certain violent events affecting participants. This approach is necessary to keep the survey at an acceptable length for participants. The VACS is also vulnerable to recall bias. Participants are asked to report retrospectively on experiences from their past. The study does not include participants over age 24 to maximize the participants' ability to recall events from childhood. However, there is still a chance that participants do not accurately recall the details of their experiences. Finally, this survey only collected data at the national level and data representing the 170 priority municipalities. This precludes it from showing representative geographical differences related to violence at the departmental or municipal levels.

Another possible limitation is that some participants may not have been comfortable disclosing personal and sensitive life experiences with interviewers, thus providing an underestimate of the prevalence of violence. This may be especially true if the victim knew the perpetrator and/or the perpetrator was present in the home during the interview, even though the survey was conducted in private. The survey was only conducted if interviewers could ensure privacy and reduce the risk of retaliation for participation in the survey. Interviewers underwent extensive training on how to maximize respondent safety and rapport with participants. Finally, the survey moved through sensitive questions in a graduated

manner to help comfort participants and facilitate trust-building with their interviewer.

These strategies were designed to facilitate respondent comfort and disclosure.

Together, these limitations indicate that the estimates in this report are likely undercounts. The true rates may be significantly higher. However, the data presented here provide a clear indication that violence against children in Colombia is a key problem that crosscuts multiple governmental and social sectors and affects the entire geography of the nation.

13.10. Conclusions

The Colombia VACS provides useful information addressing violence prevention efforts within the Colombian national context and by means of a diagnostic tool on specific population groups of adolescents of both sexes nationally and in a subset of municipalities affected by conflict (priority municipalities). The country support for this effort indicates a strong commitment to using the findings of the Colombia VACS to make further gains in the prevention of violence against children in the country and to supplement existing programs or harmonize existing strategies.

The results highlight the opportunities for controlling and preventing violence against children and adolescents specifically addressing physical, sexual, and psychological violence and any manifestation

of it through an intersectoral approach. The variety of interventions aimed at modifying legislation norms and values, addressing the physical environment, focusing on parents and caretakers, economic strategies, educational and life skills strategies, and strengthening of protective services are key to significantly reduce violence in these vulnerable populations.

There is consistency in the recommendations proposed in Colombia with those from other countries. There is support for modifying traditional social and gender norms that perpetuate violence, working closely to support parents and caregivers, implementing interventions in school contexts, and strengthening child protection and care services. Emphasis in approaches that are multisectoral and articulated within many institutions is imperative for strengthening country responses as shown by previous experiences in Cambodia, Tanzania, and Nigeria where multisectoral work yielded positive national benefits.

The results of this survey give Colombia an opportunity to be a leader in addressing the problem of violence against children, by focusing on immediate and longer-term prevention and response efforts. Furthermore, they strengthen the country's new status as a pathfinder country of the End Violence Against Children partnership. The results of this study further enhance other violence prevention and response partnerships amongst multi-sectoral government agencies, non-governmental organizations, and international technical agencies. The following tables provide detailed results from the VACS in Colombia.

Appendix A.1: Colombia VACS Data Tables (National)

SECTION 3: Background characteristics

Table 3.1.1. Background characteristics of 18-24-year-olds – Colombia Violence Against Children and Youth Survey (VACS), 2018.

	FEMALES % (95% CI)	MALES % (95% CI)	TOTAL % (95% CI)
Education Status	Females (n=739)	Males (n=672)	(n=1411)
Never attended school	2.5 (0.0 - 5.0)**	1.0 (0.1 - 1.9)***	1.7 (0.4 - 3.1)***
Attending/completed primary school	4.7 (1.3 - 8.0)***	4.2 (1.5 - 7.0)***	4.4 (2.3 - 6.5)**
Attending/completed secondary school	71.7 (65.8 - 77.5)	72.7 (64.7 - 80.7)	72.2 (67.3 - 77.2)
Higher than secondary school	21.2 (16.1 - 26.3)	22.0 (14.3 - 29.8)*	21.6 (17.0 - 26.3)
Orphan Status Before Age 18	Females (n=708)	Males (n=644)	(n=1352)
Not an orphan before age 18	86.6 (82.0 - 91.2)	87.8 (82.1 - 93.5)	87.2 (83.5 - 90.9)
Single or double orphan before age 18	13.4 (8.8 - 18.0)*	12.2 (6.5 - 17.9)**	12.8 (9.1 - 16.5)
Socioeconomic Indicators	Females (n=740)	Males (n=674)	(n=1414)
Worked for money or other payment in the past 12 months [1]	52.5 (44.8 - 60.3)	71.3 (64.2 - 78.4)	62.2 (56.3 - 68.0)
	Females (n=289)	Males (n=289)	(n=578)
Experienced food insecurity	30.5 (15.1 - 45.9)**	16.9 (7.8 - 26.1)**	23.1 (13.9 - 32.2)**
Remittances in the Past 3 Years	Females (n=732)	Males (n=688)	(n=1400)
Received money or goods from other countries	5.0 (0.1 - 9.9)***	1.9 (0.6 - 3.2)***	3.4 (0.9 - 5.9)***
Did not receive remittances	95.0 (90.1 - 99.9)	98.1 (96.98 - 99.4)	96.6 (94.1 - 99.1)
Sexual Orientation	Females (n=730)	Males (n=669)	(n=1399)
Heterosexual or straight	97.0 (94.0 - 100.0)	97.0 (94.7 - 99.3)	97.0 (95.1 - 98.9)
Sexual minority [2]	3.0 (0.0 - 6.0)***	3.0 (0.7 - 5.3)***	3.0 (1.1 - 4.9)***

Note: CI = confidence interval.
 * RSE is >= 15 and <=20%.
 ** RSE is > 20% and <30%.
 *** RSE >= 30%

[1] Includes only persons who reported having engaged in any work as an employee, or self-employed individual at any time during the past 12 months.
 [2] Includes homosexual, gay, lesbian, or bisexual

Table 3.1.2. Location of work among 18-24-year-olds who have worked in the past 12 months – Colombia Violence Against Children and Youth Survey (VACS), 2018.

	FEMALES % (95% CI)	MALES % (95% CI)	TOTAL % (95% CI)
	Females (n=410)	Males (n=499)	(n=909)
Fixed setting (office, factory, etc.)	65.1 (55.6 - 74.6)	36.9 (27.3 - 46.5)	48.7 (41.2 - 56.1)
In a domestic setting [1]	21.9 (12.9 - 30.9)**	15.4 (5.3 - 25.5)***	18.1 (11.1 - 25.1)*
Outdoors and other [2]	13.0 (7.3 - 18.8)**	47.6 (37.4 - 57.9)	33.2 (25.9 - 40.4)

Note: CI = confidence interval.
 * RSE is >= 15 and <=20%.
 ** RSE is > 20% and <30%.
 *** RSE >= 30%

[1] In participant's house or other houses.
 [2] Includes uncovered area in the street, countryside, rural area, sea or river, construction site, in a vehicle, or door to door.

Table 3.1.3. Migration history of 18-24-year-olds – Colombia Violence Against Children and Youth Survey (VACS), 2018.

	FEMALES % (95% CI)	MALES % (95% CI)	TOTAL % (95% CI)
Parents' Migration History	Females (n=706)	Males (n=649)	(n=1355)
Mother lived away for 6 months or more in childhood	19.6 (13.0 - 26.2)*	12.0 (7.4 - 16.7)*	15.7 (11.6 - 19.8)
	Females (n=141)	Males (n=102)	(n=243)
Average age of children when mother moved away (among those whose mother lived away for at least 6 months)	12.0 (10.3 - 13.8) years	13.3 (11.7 - 14.9) years	12.5 (11.2 - 13.8) years
	Females (n=619)	Males (n=567)	(n=1186)
Father lived away for 6 months or more in childhood	38.0 (27.4 - 48.6)	32.3 (23.9 - 40.7)	35.1 (28.2 - 41.9)
	Females (n=209)	Males (n=161)	(n=370)
Average age of children when father moved away (among those whose father lived away for at least 6 months)	8.3 (7.0 - 9.6) years	8.7 (7.1 - 10.3) years	8.5 (7.5 - 9.5) years
	Females (n=706)	Males (n=649)	(n=1355)
Mother lived away for 6 months or more in childhood, internal displacement	16.1 (9.6 - 22.5)**	11.3 (6.8 - 15.8)**	13.6 (9.7 - 17.6)
Mother lived away for 6 months or more in childhood, moved abroad	3.5 (1.3 - 5.8)***	0.7 (0.1 - 1.4)***	2.1 (1.0 - 3.2)**
	Females (n=619)	Males (n=567)	(n=1186)
Father lived away for 6 months or more in childhood, internal displacement	31.4 (20.6 - 42.3)*	29.6 (21.1 - 38.0)	30.5 (23.6 - 37.3)
Father lived away for 6 months or more in childhood, moved abroad	6.6 (2.5 - 10.6)***	2.7 (0.7 - 4.8)***	4.6 (2.3 - 6.9)**
Parents' Migration History	Females (n=741)	Males (n=674)	(n=1415)
Mother lived away for 6 months or more in childhood	11.5 (6.1 - 16.9)**	7.7 (2.1 - 13.3)***	9.6 (5.7 - 13.5)**
	Females (n=84)	Males (n=47)	(n=131)
Average age of children when moved abroad (among those who ever lived abroad)	13.5 (8.0-19.1) years	15.5 (10.6-20.4) years	14.3 (10.4 - 18.3) years

Note: CI = confidence interval.
 * RSE is >= 15 and <=20%.
 ** RSE is > 20% and <30%.
 *** RSE >= 30%

Table 3.1.4. Relationship and sexual history of 18-24-year-olds – Colombia Violence Against Children and Youth Survey (VACS), 2018.

	FEMALES % (95% CI)	MALES % (95% CI)	TOTAL % (95% CI)
	Females (n=740)	Females (n=673)	(n=1413)
Ever been married or lived with someone as if married	52.3 (43.6 - 61.0)	34.0 (25.3 - 42.7)	42.9 (36.8 - 49.0)
Married or lived with someone as if married before age 18	28.8 (21.9 - 35.6)	12.2 (6.5 - 17.9)**	20.3 (15.8 - 24.8)
	Females (n=734)	Males (n=670)	(n=1404)
Ever had sex [1]	90.8 (85.8 - 95.8)	87.0 (81.6 - 92.4)	88.9 (85.1 - 92.6)
	Females (n=209)	Males (n=161)	(n=370)
Had sex before age 18	68.2 (61.1 - 75.4)	76.1 (68.8 - 83.5)	72.3 (67.0 - 77.6)
	Females (n=706)	Males (n=649)	(n=1355)
Average age of first sex (among those who ever had sex)	16.4 (16.1 - 16.7) years	15.5 (15.1 - 15.8) years	15.9 (15.7 - 16.1) years

Note: CI = confidence interval.
 ** RSE is > 20% and <30%.

[1] Sex includes vaginal, oral, or anal sex or the insertion of an object into your vagina or anus by someone else.

Table 3.2.1. Background characteristics of 13-17-year-olds – Colombia Violence Against Children and Youth Survey (VACS), 2018.

	FEMALES % (95% CI)	MALES % (95% CI)	TOTAL % (95% CI)
Education Status	Females (n=665)	Males (n=625)	(n=1290)
Never attended school	2.0 (0.0 - 4.3)***	1.1 (0.0 - 2.5)***	1.6 (0.2 - 2.9)***
Attending/completed primary school	5.5 (2.4 - 8.6)**	5.8 (2.0 - 9.6)***	5.6 (3.2 - 8.1)**
Attending/completed secondary school or higher than secondary school	92.5 (88.6 - 96.4)	93.1 (89.1 - 97.1)	92.8 (90.0 - 95.6)
	Females (n=652)	Males (n=613)	(n=1265)
Currently enrolled in school	87.9 (82.3 - 93.5)	84.4 (75.3 - 93.4)	86.1 (80.7 - 90.5)
Not currently attending school	12.1 (6.5 - 17.7)**	15.6 (6.6 - 24.7)**	13.9 (8.5 - 19.3)*
Current Orphan Status	Females (n=644)	Males (n=596)	(n=1240)
Not an orphan	91.2 (86.9 - 95.5)	93.1 (89.0 - 97.1)	92.1 (89.2 - 95.1)
Single or double orphan	8.8 (4.5 - 13.1)**	6.9 (2.9 - 11.0)**	7.9 (4.9 - 10.8)*
Socioeconomic Indicators	Females (n=665)	Males (n=625)	(n=1290)
Worked for money or other payment in the past 12 months [1]	9.8 (5.8 - 13.8)**	32.8 (22.2 - 43.4)*	21.5 (15.1 - 27.9)*
	Females (n=545)	Males (n=540)	(n=1085)
Experienced food insecurity	24.9 (16.3 - 33.4)*	15.8 (9.1 - 22.4)**	20.3 (14.9 - 25.8)
Remittances in the Past 3 Years	Females (n=651)	Males (n=621)	(n=1272)
Received money or goods from other countries	1.6 (0.4 - 2.7)***	1.0 (0.3 - 1.8)***	1.3 (0.6 - 2.0)**
Did not receive remittances	98.4 (97.3 - 99.6)	99.0 (98.2 - 99.7)	98.7 (98.0 - 99.4)
Sexual orientation Status	Females (n=611)	Males (n=604)	(n=1215)
Heterosexual or straight	95.0 (90.7 - 99.2)	99.6 (99.2 - 99.9)	97.3 (95.2 - 99.5)
Sexual minority [2]	5.0 (0.8 - 9.3)***	0.4 (0.1 - 0.8)***	2.7 (0.5 - 4.8)***

Note: CI = confidence interval.
 * RSE is >= 15 and <=20%.
 ** RSE is > 20% and <30%.
 *** RSE >= 30%

[1] Includes only persons who reported having engaged in any work as an employee, or self-employed individual at any time during the past 12 months.
 [2] Includes homosexual, gay, lesbian, or bisexual

Table 3.2.2. Location of work among 13-17-year-olds who have worked in the past 12 months – Colombia Violence Against Children and Youth Survey (VACS), 2018.

	FEMALES % (95% CI)	MALES % (95% CI)	TOTAL % (95% CI)
	Females (n=86)	Males (n=148)	(n=234)
Fixed setting (office, factory, etc.)	43.5 (22.0 - 65.1)**	24.2 (8.6 - 39.9)***	28.8 (15.2 - 42.5)**
In a domestic setting [1]	20.0 (7.4 - 32.6)***	13.9 (2.9 - 24.9)***	15.4 (6.4 - 24.3)**
Outdoors and other [2]	36.5 (15.2 - 57.8)**	61.9 (42.4 - 81.3)*	55.8 (39.4 - 72.2)

Note: CI = confidence interval.
 * RSE is >= 15 and <=20%.
 ** RSE is > 20% and <30%.
 *** RSE >= 30%

[1] In participant's house or other houses.
 [2] Includes uncovered area in the street, countryside, rural area, sea or river, construction site, in a vehicle, or door to door.

Table 3.2.3. Migration history of 13-17-year-olds – Colombia Violence Against Children and Youth Survey (VACS), 2018.

	FEMALES % (95% CI)	MALES % (95% CI)	TOTAL % (95% CI)
Parents' Migration History	Females (n=639)	Males (n=611)	(n=1250)
Mother lived away for 6 months or more in childhood	15.9 (7.3 - 24.5)**	18.7 (8.7 - 28.8)**	17.4 (10.7 - 24.0)*
	Females (n=73)	Males (n=100)	(n=173)
Average age of children when mother moved away (among those whose mother lived away for at least 6 months)	6.2 (3.2 - 9.2) years	9.3 (7.9 - 10.8) years	7.9 (5.9 - 10.0) years
	Females (n=595)	Males (n=549)	(n=1144)
Father lived away for 6 months or more in childhood	30.1 (19.7 - 40.5)*	35.8 (26.0 - 45.6)	33.0 (25.8 - 40.2)
	Females (n=149)	Males (n=154)	(n=303)
Average age of children when father moved away (among those whose father lived away for at least 6 months)	6.0 (4.2 - 7.8) years	6.7 (5.0 - 8.3) years	6.3 (5.1 - 7.5) years
	Females (n=639)	Males (n=611)	(n=1250)
Mother lived away for 6 months or more in childhood, internal displacement	15.0 (6.4 - 23.6)**	17.8 (7.7 - 27.9)***	16.4 (9.8 - 23.1)**
Mother lived away for 6 months or more in childhood, moved abroad	0.9 (0.0 - 2.0)***	0.9 (0.3 - 1.5)***	0.9 (0.3 - 1.5)***
	Females (n=595)	Males (n=549)	(n=1144)
Father lived away for 6 months or more in childhood, internal displacement	28.4 (17.9 - 38.9)*	32.0 (22.6 - 41.3)	30.2 (23.1 - 37.3)
Father lived away for 6 months or more in childhood, moved abroad	1.7 (0.5 - 2.9)***	3.9 (0.7 - 7.1)***	2.8 (1.1 - 4.6)***
Individuals' Migration History	Females (n=665)	Males (n=623)	(n=1288)
Ever lived abroad in childhood and returned to Colombia	1.4 (0.3 - 2.5)***	2.1 (0.9 - 3.4)***	1.8 (0.9 - 2.6)**
	Females (n=22)	Males (n=23)	(n=45)
Average age of children when moved abroad (among those who ever lived abroad)	8.9 (3.7 - 14.1) years	4.5 (1.9 - 7.1) years	6.3 (3.7 - 9.3) years

Note: CI = confidence interval.
 * RSE is >= 15 and <=20%.
 ** RSE is > 20% and <30%.
 *** RSE >= 30%

Table 3.2.4. Relationship and sexual history of 13-17-year-olds – Colombia Violence Against Children and Youth Survey (VACS), 2018.

	FEMALES % (95% CI)	MALES % (95% CI)	TOTAL % (95% CI)
	Females (n=664)	Males (n=624)	(n=1288)
Ever been married or lived with someone as if married	6.2 (2.8 - 9.6)**	1.5 (0.0 - 3.1)***	3.8 (1.9 - 5.7)**
	Females (n=657)	Males (n=618)	(n=1275)
Ever had sex [1]	22.1 (15.4 - 28.8)*	38.6 (29.7 - 47.4)	30.5 (24.7 - 36.3)

Note: CI = confidence interval.
 * RSE is >= 15 and <=20%.
 ** RSE is > 20% and <30%.
 *** RSE >= 30%

[1] Sex includes vaginal, oral, or anal sex or the insertion of an object into your vagina or anus by someone else.

SECTION 4: Sexual violence in childhood

Table 4.1.1. Prevalence of sexual violence [1] before age 18, among 18-24-year-olds – Colombia Violence Against Children and Youth Survey (VACS), 2018.

	FEMALES % (95% CI)	MALES % (95% CI)	TOTAL % (95% CI)
	Females (n=740)	Males (n=674)	(n=1414)
Childhood sexual violence	15.3 (9.6 - 20.9)*	7.8 (4.0 - 11.6)**	11.4 (8.0 - 14.9)*

Note: CI = confidence interval.

* RSE is >= 15 and <=20%.

** RSE is > 20% and <30%.

[1] Sexual violence includes unwanted sexual touching, unwanted attempted sex, physically forced sex, and pressured sex (sex through verbal persuasion, harassment, threats or tricks).

Table 4.1.2. Prevalence of different types of sexual violence [1] before age 18, among 18-24-year-olds – Colombia Violence Against Children and Youth Survey (VACS), 2018.

	FEMALES % (95% CI)	MALES % (95% CI)	TOTAL % (95% CI)
	Females (n=708)	Males (n=635)	(n=1343)
Unwanted sexual touching in childhood	11.1 (6.5 - 15.7)**	5.2 (1.6 - 8.8)***	8.1 (5.1 - 11.0)*
	Females (n=738)	Males (n=673)	(n=1411)
Unwanted attempted sex in childhood	6.0 (2.4 - 9.5)***	2.7 (0.6 - 4.9)***	4.3 (2.2 - 6.4)**
	Females (n=737)	Males (n=674)	(n=1411)
Pressured sex [2] in childhood	1.9 (0.3 - 3.4)***	0.2 (0.0 - 0.5)***	1.0 (0.3 - 1.8)***
	Females (n=738)	Males (n=674)	(n=1412)
Physically forced sex in childhood	3.2 (0.4 - 5.9)***	0.9 (0.0 - 2.2)***	2.0 (0.5 - 3.6)**

Note: CI = confidence interval.

* RSE is >= 15 and <=20%.

** RSE is > 20% and <30%.

*** RSE >= 30%

[1] Sexual violence includes unwanted sexual touching, unwanted attempted sex, physically forced sex, and pressured sex.

[2] Pressured sex includes sex through verbal persuasion, harassment, threats or tricks.

Table 4.1.3. Age of first experience of sexual violence [1], among 18-24-year-olds who experienced any sexual violence before age 18 – Colombia Violence Against Children and Youth Survey (VACS), 2018.

	FEMALES % (95% CI)	MALES % (95% CI)	TOTAL % (95% CI)
	Females (n=99)	Males (n=38)	(n=137)
13 years old or younger	37.2 (17.4 - 56.9)**	37.7 (9.6 - 65.9)***	37.4 (21.2 - 53.6)**
14-15 years old	42.8 (16.4 - 69.2)***	17.9 (1.5 - 34.4)***	34.9 (13.9 - 55.9)***
16-17 years old	20.0 (6.2 - 33.8)***	44.3 (16.6 - 72.1)***	27.7 (13.5 - 41.9)**

Note: CI = confidence interval.

** RSE is > 20% and <30%.

*** RSE >= 30%

[1] Sexual violence includes unwanted sexual touching, unwanted attempted sex, physically forced sex, and pressured sex (sex through verbal persuasion, harassment, threats or tricks)

Table 4.1.4. Prevalence of experiencing more than one incident of sexual violence [1], among 18-24-year-olds who experienced at least one incident of sexual violence before age 18 – Colombia Violence Against Children and Youth Survey (VACS), 2018.

	FEMALES % (95% CI)	MALES % (95% CI)	TOTAL % (95% CI)
	Females (n=125)	Males (n=43)	(n=168)
Experienced multiple incidents of sexual violence in childhood	61.8 (42.6 - 80.9)*	67.4 (43.7 - 91.1)*	63.7 (48.5 - 79.0)

Note: CI = confidence interval.

* RSE is >= 15 and <=20%.

[1] Sexual violence includes unwanted sexual touching, unwanted attempted sex, physically forced sex, and pressured sex (sex through verbal persuasion, harassment, threats or tricks).

Table 4.1.5. Perpetrators of the first incidents of sexual violence [1], among 18-24-year-olds who experienced sexual violence before age 18 – Colombia Violence Against Children and Youth Survey (VACS), 2018.

	FEMALES % (95% CI)	MALES % (95% CI)	TOTAL % (95% CI)
	Females (n=131)	Males (n=42)	(n=173)
Current or Previous Spouse, Boyfriend/Girlfriend or Romantic Partner	18.9 (9.5 - 28.2)**	4.2 (0.0 - 8.7)***	14.7 (7.4 - 22.0)**
Family Member	28.4 (7.9 - 48.9)***	9.8 (0.0 - 24.3)***	23.1 (7.9 - 38.3)***
Friend/Classmate/Neighbor	30.5 (12.5 - 48.5)**	61.0 (39.3 - 82.7)*	39.2 (22.9 - 55.4)**
Other [2]	26.2 (5.1 - 47.3)***	25.2 (3.1 - 47.2)***	25.9 (9.5 - 42.3)***

Note: CI = confidence interval.
** RSE is > 20% and <30%.
*** RSE >= 30%

[1] Sexual violence includes unwanted sexual touching, unwanted attempted sex, physically forced sex, and pressured sex (sex through verbal persuasion, harassment, threats or tricks).
[2] Other includes teacher, police/security person, employer, community/religious leader, member of an illegal armed group, stranger.

Table 4.1.6. Perpetrators of sexual violence perceived to be 5 years older or more, among 18-24-year-olds who experienced first incident of sexual violence [1] before age 18 – Colombia Violence Against Children and Youth Survey (VACS), 2018.

	FEMALES % (95% CI)	MALES % (95% CI)	TOTAL % (95% CI)
	Females (n=101)	Males (n=33)	(n=134)
Perpetrator of sexual violence perceived to be 5 years older or more	75.6 (59.3 - 91.9)	63.9 (36.2 - 91.6)**	72.2 (58.1 - 86.3)

Note: CI = confidence interval.
* RSE is >= 15 and <=20%.
** RSE is > 20% and <30%.

[1] Sexual violence includes unwanted sexual touching, unwanted attempted sex, physically forced sex, and pressured sex (sex through verbal persuasion, harassment, threats or tricks).

Table 4.1.7. Location of the first incident of sexual violence [1], among 18-24-year-olds who experienced sexual violence before age 18 – Colombia Violence Against Children and Youth Survey (VACS), 2018.

	FEMALES % (95% CI)	MALES % (95% CI)	TOTAL % (95% CI)
	Females (n=131)	Males (n=46)	(n=177)
Homes [2]	71.6 (58.5 - 84.7)	71.6 (49.5 - 93.6)*	71.6 (60.2 - 83.0)
Outdoor space [3], market/s-hop, or school	24.4 (12.0 - 36.9)**	26.9 (5.3 - 48.6)***	25.3 (14.3 - 36.3)**
Other [4]	7.4 (1.0 - 13.7)***	1.7 (0.0 - 4.0)***	5.4 (1.3 - 9.4)***

Note: CI = confidence interval.
* RSE is >= 15 and <=20%.
** RSE is > 20% and <30%.
*** RSE >= 30%

[1] Sexual violence includes unwanted sexual touching, unwanted attempted sex, physically forced sex, and pressured sex (sex through verbal persuasion, harassment, threats or tricks).
[2] Includes participant's home, perpetrator's home, or someone else's home.
[3] Outdoor space includes on a road; lake, river, other body of water; field or other natural area.
[4] Other includes inside a car/bus, bar/restaurant/disco club, church and office.

Table 4.1.8. Disclosure and knowledge of services for any incident of sexual violence [1] among 18-24-year-olds who experienced any sexual violence – Colombia Violence Against Children and Youth Survey (VACS), 2018.

	FEMALES % (95% CI)	MALES % (95% CI)	TOTAL % (95% CI)
	Females (n=183)	Males (n=104)	(n=287)
Told someone about an experience of sexual violence	54.3 (39.5 - 69.0)	48.1 (26.9 - 69.2)**	51.8 (39.5 - 64.2)
Knew of a place to seek help about an experience of sexual violence	49.4 (33.3 - 65.5)*	54.3 (42.4 - 66.3)	51.3 (40.6 - 62.1)

Note: CI = confidence interval.
* RSE is >= 15 and <=20%.
** RSE is > 20% and <30%.
*** RSE >= 30%

[1] Sexual violence includes unwanted sexual touching, unwanted attempted sex, physically forced sex, and pressured sex (sex through verbal persuasion, harassment, threats or tricks).

Table 4.1.9. Relationship with the person who was told about any incident of sexual violence [1], among 18-24-year-olds who experienced any sexual violence before age 18 and who told someone – Colombia Violence Against Children and Youth Survey (VACS), 2018.

	FEMALES % (95% CI)	MALES % (95% CI)	TOTAL % (95% CI)
Person who was told about sexual violence	Females (n=114)	Males (n=44)	(n=158)
Relative	39.0 (15.4 - 62.7)***	38.9 (17.3 - 60.4)**	39.0 (22.1 - 55.8)**
Spouse, boyfriend/girlfriend, romantic partner	3.7 (0.0 - 7.5)***	1.2 (0.0 - 3.5)***	2.8 (0.3 - 5.2)***
Friend or neighbor	55.5 (29.4 - 81.6)**	58.7 (36.9 - 80.4)*	56.7 (38.7 - 74.7)*
Service provider or authority figure[2]	1.7 (0.0 - 5.2)***	<1	1.1 (0.0 - 3.2)***

Note: CI = confidence interval.
 * RSE is >= 15 and <=20%.
 ** RSE is > 20% and <30%.
 *** RSE >= 30%

[1] Sexual violence includes unwanted sexual touching, unwanted attempted sex, physically forced sex, and pressured sex (through threats, harassment, or tricking).
 [2] Service provider or authority figure includes NGO worker, teacher, employer, community leader, traditional healer, religious leader.

Table 4.2.1. Prevalence of any sexual violence [1] in the past 12 months, among 13-17-year-olds – Colombia Violence Against Children and Youth Survey (VACS), 2018.

	FEMALES % (95% CI)	MALES % (95% CI)	TOTAL % (95% CI)
	Females (n=664)	Males (n=625)	(n=1289)
Sexual violence in the past 12 months	8.1 (3.4 - 12.8)**	4.1 (1.1 - 7.1)***	6.1 (3.3 - 8.9)**

Note: CI = confidence interval.
 ** RSE is > 20% and <30%.
 *** RSE >= 30%

[1] Sexual violence includes unwanted sexual touching, unwanted attempted sex, physically forced sex, and pressured sex (sex through verbal persuasion, harassment, threats or tricks).

Table 4.2.2. Prevalence of different types of sexual violence [1] in the past 12 months, among 13-17-year-olds – Colombia Violence Against Children and Youth Survey (VACS), 2018.

	FEMALES % (95% CI)	MALES % (95% CI)	TOTAL % (95% CI)
	Females (n=663)	Males (n=623)	(n=1286)
Unwanted sexual touching in the past 12 months	6.8 (2.2 - 11.3)***	3.7 (0.7 - 6.8)***	5.2 (2.5 - 8.0)**
	Females (n=657)	Males (n=622)	(n=1279)
Unwanted attempted sex in the past 12 months	2.2 (0.1 - 4.2)***	0.5 (0.0 - 1.2)***	1.3 (0.3 - 2.4)***
	Females (n=655)	Males (n=622)	(n=1277)
Pressured sex in the past 12 months	0.1 (0.0 - 0.1)***	0.1 (0.0 - 0.3)***	0.1 (0.0 - 0.2)***
	Females (n=657)	Males (n=622)	(n=1279)
Physically forced sex in the past 12 months	1.6 (0.0 - 3.4)***	<1	0.8 (0.0 - 1.7)***

Note: CI = confidence interval.
 ** RSE is > 20% and <30%.
 *** RSE >= 30%

[1] Sexual violence includes unwanted sexual touching, unwanted attempted sex, physically forced sex, and pressured sex (sex through verbal persuasion, harassment, threats or tricks).

Table 4.2.3. Prevalence of experiencing more than one incident of sexual violence [1], among 13-17-year-olds who experienced at least one incident of sexual violence in the past 12 months – Colombia Violence Against Children and Youth Survey (VACS), 2018.

	FEMALES % (95% CI)	MALES % (95% CI)	TOTAL % (95% CI)
	Females (n=47)	Males (n=28)	(n=75)
Experienced more than one incident of sexual violence	60.1 (27.2 - 93.0)**	83.5 (64.0 - 100.0)	67.8 (43.4 - 92.1)*

Note: CI = confidence interval.
 * RSE is >= 15 and <=20%.
 ** RSE is > 20% and <30%.

[1] Sexual violence includes unwanted sexual touching, unwanted attempted sex, physically forced sex, and pressured sex (sex through verbal persuasion, harassment, threats or tricks).

Table 4.2.4. Age of first experience of sexual violence [1], among 13-17-year-olds who experienced any sexual violence in the past 12 months – Colombia Violence Against Children and Youth Survey (VACS), 2018.

	FEMALES % (95% CI)	MALES % (95% CI)	TOTAL % (95% CI)
	Females (n=37)	Males (n=14)	(n=51)
13 or younger	17.1 (0.4 - 33.7)***	22.7 (0.0 - 46.7)***	18.3 (3.9 - 32.6)***
14-15 years	73.0 (50.1 - 95.8)*	53.5 (19.1 - 87.9)***	68.8 (47.9 - 89.7)*
16-17 years	9.9 (0.0 - 21.2)***	23.8 (0.0 - 56.9)***	12.9 (0.6 - 25.3)***

Note: CI = confidence interval.
 * RSE is >= 15 and <=20%.
 ** RSE is > 20% and <30%.
 *** RSE >= 30%

[1] Sexual violence includes unwanted sexual touching, unwanted attempted sex, physically forced sex, and pressured sex (sex through verbal persuasion, harassment, threats or tricks).

Table 4.2.5. Perpetrators of the most recent incidents of sexual violence [1], among 13-17-year-olds who experienced sexual violence in the past 12 months – Colombia Violence Against Children and Youth Survey (VACS), 2018.

	FEMALES % (95% CI)	MALES % (95% CI)	TOTAL % (95% CI)
	Females (n=45)	Males (n=28)	(n=73)
Current or Previous Spouse, Boyfriend/Girlfriend or Romantic Partner	23.7 (0.0 - 56.1)***	15.7 (0.0 - 38.6)***	21.1 (0.0 - 44.4)***
Family Member	18.0 (0.1 - 35.9)***	< 1	12.1 (0.2 - 23.9)***
Friend/Classmate/Neighbor	37.8 (4.1 - 71.4)***	76.5 (49.5 - 100.0)*	50.5 (24.9 - 76.2)**
Other [2]	21.4 (0.0 - 44.6)***	7.8 (0.0 - 21.5)***	17.0 (0.9 - 33.0)***

Note: CI = confidence interval.
 * RSE is >= 15 and <=20%.
 ** RSE is > 20% and <30%.
 *** RSE >= 30%

[1] Sexual violence includes unwanted sexual touching, unwanted attempted sex, physically forced sex, and pressured sex (sex through verbal persuasion, harassment, threats or tricks).
 [2] Other includes teacher, police/security person, employer, community/religious leader, member of an illegal armed group, stranger.

Table 4.2.6. Location of the most recent incident of sexual violence [1], among 13-17-year-olds who experienced sexual violence in the past 12 months – Colombia Violence Against Children and Youth Survey (VACS), 2018.

	FEMALES % (95% CI)	MALES % (95% CI)	TOTAL % (95% CI)
	Females (n=34)	Males (n=13)	(n=47)
Homes [2]	63.8 (30.3 - 97.4)**	54.9 (20.8 - 89.0)***	61.8 (34.3 - 89.4)**
Outdoor space [3], market/shop, or school	34.8 (1.6 - 68.0)***	44.9 (10.8 - 79.0)***	37.0 (9.7 - 64.3)***
Other [4]	1.6 (0.0 - 4.7)***	0.2 (0.0 - 0.6)***	1.3 (0.0 - 3.6)**

Note: CI = confidence interval.
 ** RSE is > 20% and <30%.
 *** RSE >= 30%

[1] Sexual violence includes unwanted sexual touching, unwanted attempted sex, physically forced sex, and pressured sex (sex through verbal persuasion, harassment, threats or tricks).
 [2] Includes participant's home, perpetrator's home, or someone else's home.
 [3] Outdoor space includes on a road; lake, river, other body of water; field or other natural area.
 [4] Other includes inside a car/bus, bar/restaurant/disco club, church and office.

Table 4.2.7. Disclosure and knowledge of services for any incident of sexual violence [1], among 13-17-year-olds who experienced sexual violence – Colombia Violence Against Children and Youth Survey (VACS), 2018.

	FEMALES % (95% CI)	MALES % (95% CI)	TOTAL % (95% CI)
	Females (n=101)	Males (n=52)	(n=153)
Told someone about an experience of sexual violence	83.7 (72.1 - 95.3)	39.9 (9.3 - 70.5)***	67.8 (53.6 - 82.0)
Knew of a place to seek help about an experience of sexual violence	69.7 (54.1 - 85.2)	44.6 (19.5 - 69.6)**	60.5 (46.0 - 75.1)

Note: CI = confidence interval.
 * RSE is >= 15 and <=20%.
 ** RSE is > 20% and <30%.
 *** RSE >= 30%

[1] Sexual violence includes unwanted sexual touching, unwanted attempted sex, physically forced sex, and pressured sex (sex through verbal persuasion, harassment, threats or tricks).

Table 4.2.8. Relationship with the person who was told about any incident of sexual violence [1], among 13-17-year-olds who experienced any sexual violence in the past 12 months and who told someone – Colombia Violence Against Children and Youth Survey (VACS), 2018.

	FEMALES % (95% CI)	MALES % (95% CI)	TOTAL % (95% CI)
Person who was told about sexual violence	Females (n=69)	Males (n=15)	(n=84)
Relative	81.6 (64.7 - 98.4)	70.1 (35.8 - 100.0)**	79.1 (63.9 - 94.3)
Spouse, boyfriend/girlfriend or romantic partner	7.3 (0.0 - 18.6)***	<1	5.7 (0.0 - 14.7)***
Friend or neighbor	10.0 (0.0 - 23.3)***	29.9 (0.0 - 64.2)***	14.3 (1.1 - 27.5)***
Service provider or authority figure [2]	1.1 (0.0 - 3.4)***	<1	0.9 (0.0 - 2.7)***

Note: CI = confidence interval.
 ** RSE is > 20% and <30%.
 *** RSE >= 30%

[1] Sexual violence includes unwanted sexual touching, unwanted attempted sex, physically forced sex, and pressured sex (sex through verbal persuasion, harassment, threats or tricks).
 [2] Service provider or authority figure includes NGO worker, teacher, employer, community leader, traditional healer, religious leader.

SECTION 5: Physical violence in childhood

Table 5.1.1. Prevalence of physical violence [1] before age 18, among 18-24-year-olds – Colombia Violence Against Children and Youth Survey (VACS), 2018.

	FEMALES % (95% CI)	MALES % (95% CI)	TOTAL % (95% CI)
	Females (n=741)	Males (n=674)	(n=1415)
Childhood physical violence	26.5 (20.5 - 32.4)	37.5 (27.9 - 47.1)	32.1 (26.5 - 37.8)

Note: CI = confidence interval.

[1] Physical violence includes slapping, pushing, shoving, shaking, or intentionally threw something at to hurt, punching, kicking, whipping, or being beaten with an object, choking, smothering, trying to drown, or being burned intentionally, using or threatening to use a knife, gun, or other weapon by intimate partner, parent/adult relative, adult in the community or peer.

Table 5.1.2. Prevalence of physical violence [1] before age 18 by perpetrator, among 18-24-year-olds – Colombia Violence Against Children and Youth Survey (VACS), 2018.

	FEMALES % (95% CI)	MALES % (95% CI)	TOTAL % (95% CI)
	Females (n=689)	Males (n=607)	(n=1296)
Intimate partner [2] physical violence	7.0 (3.0 - 11.0)**	4.0 (0.7 - 7.3)***	5.5 (2.9 - 8.2)**
Parent or adult relative physical violence	15.9 (10.8 - 21.0)*	18.9 (13.1 - 24.8)*	17.5 (13.5 - 21.4)
Physical violence by an adult in the community	2.5 (0.5 - 4.6)***	6.4 (3.3 - 9.5)**	4.5 (2.7 - 6.4)**
Peer physical violence	9.7 (6.1 - 13.2)*	27.9 (20.0 - 35.8)	19.0 (14.5 - 23.5)

Note: CI = confidence interval.

* RSE is >= 15 and <=20%.
 ** RSE is > 20% and <30%.
 *** RSE >= 30%

Note: Percents may sum to >100% as youth may experience violence from more than one person.

[1] Physical violence includes slapping, pushing, shoving, shaking, or intentionally threw something at to hurt, punching, kicking, whipping, or being beaten with an object, choking, smothering, trying to drown, or being burned intentionally, using or threatening to use a knife, gun, or other weapon by intimate partner, parent/adult relative, adult in the community or peer.

[2] Among those who have an intimate partner.
Note: Percents may sum to >100% as youth may experience violence from more than one person.

Table 5.1.3. Age of the first experience of physical violence [1], among 18-24-year-olds who experienced any physical violence before age 18 – Colombia Violence Against Children and Youth Survey (VACS), 2018.

	FEMALES % (95% CI)	MALES % (95% CI)	TOTAL % (95% CI)
	Females (n=235)	Males (n=270)	(n=505)
5 or younger	4.8 (0.0 - 9.6)***	6.3 (0.0 - 12.8)***	5.7 (1.3 - 10.0)***
6-11 years	46.1 (37.8 - 54.5)	31.4 (21.2 - 41.6)*	37.3 (29.8 - 44.8)
12-17 years	49.1 (41.2 - 57.0)	62.3 (51.5 - 73.2)	57.0 (49.3 - 64.7)

Note: CI = confidence interval.
 * RSE is >= 15 and <=20%.
 ** RSE is > 20% and <30%.
 *** RSE >= 30%

[1] Physical violence includes slapping, pushing, shoving, shaking, or intentionally threw something at to hurt, punching, kicking, whipping, or being beaten with an object, choking, smothering, trying to drown, or being burned intentionally, using or threatening to use a knife, gun, or other weapon by intimate partner, parent/adult relative, adult in the community or peer.

Table 5.1.4. Disclosure, knowledge of services, service-seeking and receipt for any incident of physical violence [1], among 18-24-year-olds who experienced physical violence before 18 – Colombia Violence Against Children and Youth Survey (VACS), 2018.

	FEMALES % (95% CI)	MALES % (95% CI)	TOTAL % (95% CI)
	Females (n=238)	Males (n=274)	(n=512)
Told someone about an experience of physical violence	57.5 (45.1 - 69.9)	57.1 (45.9 - 68.4)	57.3 (49.0 - 65.6)
	Females (n=231)	Males (n=265)	(n=496)
Knew of a place to seek help about an experience of physical violence	46.2 (34.2 - 58.3)	48.1 (31.9 - 64.2)*	47.3 (36.5 - 58.2)
	Females (n=231)	Males (n=265)	(n=496)
Sought help for any experience of physical violence	9.5 (4.1 - 14.9)**	5.8 (2.6 - 9.0)**	7.2 (4.3 - 10.2)**
	Females (n=231)	Males (n=265)	(n=496)
Received help for any experience of physical violence	8.9 (3.6 - 14.2)***	3.7 (1.8 - 5.6)**	5.8 (3.2 - 8.3)**

Note: CI = confidence interval.
 * RSE is >= 15 and <=20%.
 ** RSE is > 20% and <30%.
 *** RSE >= 30%

[1] Physical violence includes slapping, pushing, shoving, shaking, or intentionally threw something at to hurt, punching, kicking, whipping, or being beaten with an object, choking, smothering, trying to drown, or being burned intentionally, using or threatening to use a knife, gun, or other weapon.

Table 5.1.5. Relationship with the person who was told about any incident of physical violence [1], among 18-24-year-olds who experienced physical violence before age 18 who told someone – Colombia Violence Against Children and Youth Survey (VACS), 2018.

	FEMALES % (95% CI)	MALES % (95% CI)	TOTAL % (95% CI)
Person who was told about physical violence	Females (n=137)	Males (n=148)	(n=285)
Relative	79.1 (68.3 - 89.8)	59.2 (44.1 - 74.3)	67.2 (57.1 - 77.4)
Spouse, boyfriend/girlfriend or romantic partner	0.7 (0.0 - 1.7)***	3.2 (0.0 - 7.2)***	2.2 (0.0 - 4.6)***
Friend or neighbor	16.8 (6.4 - 27.2)***	35.6 (20.8 - 50.4)**	28.0 (18.0 - 38.0)*
Service provider or authority figure [2]	1.3 (0.0 - 2.8)***	1.0 (0.0 - 2.5)***	1.1 (0.1 - 2.2)***

Note: CI = confidence interval.
 * RSE is >= 15 and <=20%.
 ** RSE is > 20% and <30%.
 *** RSE >= 30%

Note: Percents may sum to >100% as youth may experience violence from more than one person.

[1] Physical violence includes slapping, pushing, shoving, shaking, or intentionally threw something at to hurt, punching, kicking, whipping, or being beaten with an object, choking, smothering, trying to drown, or being burned intentionally, using or threatening to use a knife, gun, or other weapon by intimate partner, parent/adult relative, adult in the community or peer.
 [2] Service provider or authority figure includes NGO worker, teacher, employer, community leader, traditional healer, religious leader.

Table 5.2.1. Prevalence of physical violence [1] in the past 12 months, among 13-17-year-olds – Colombia Violence Against Children and Youth Survey (VACS), 2018.

	FEMALES % (95% CI)	MALES % (95% CI)	TOTAL % (95% CI)
	Females (n=665)	Males (n=625)	(n=1290)
Physical violence in the past 12 months	17.5 (10.1 - 24.9)**	22.7 (14.3 - 31.1)*	20.1 (14.5 - 25.8)

Note: CI = confidence interval.
 * RSE is >= 15 and <=20%.
 ** RSE is > 20% and <30%.

[1] Physical violence includes slapping, pushing, shoving, shaking, or intentionally threw something at to hurt, punching, kicking, whipping, or being beaten with an object, choking, smothering, trying to drown, or being burned intentionally, using or threatening to use a knife, gun, or other weapon by intimate partner, parent/adult relative, adult in the community or peer.

Table 5.2.2. Prevalence of physical violence [1] in the past 12 months by perpetrator, among 13-17-year-olds – Colombia Violence Against Children and Youth Survey (VACS), 2018.

	FEMALES % (95% CI)	MALES % (95% CI)	TOTAL % (95% CI)
	Females (n=387)	Males (n=402)	(n=789)
Intimate partner [2] physical violence	10.8 (3.7 - 17.9)***	6.5 (1.6 - 11.4)***	8.4 (4.3 - 12.5)**
	Females (n=665)	Males (n=625)	(n=1290)
Parent or adult relative physical violence	6.5 (3.1 - 9.9)**	8.8 (2.8 - 14.9)***	7.7 (4.2 - 11.2)**
	Females (n=665)	Males (n=625)	(n=1290)
Physical violence by an adult in the community	2.5 (0.0 - 6.0)***	2.6 (0.8 - 4.5)***	2.6 (0.7 - 4.5)***
	Females (n=664)	Males (n=624)	(n=1288)
Peer physical violence	7.3 (2.1 - 12.5)***	16.8 (9.1 - 24.6)**	12.2 (7.4 - 16.9)*

Note: CI = confidence interval.
 * RSE is >= 15 and <=20%.
 ** RSE is > 20% and <30%.
 *** RSE >= 30%

Note: Percents may sum to >100% as youth may experience violence from more than one person.

[1] Physical violence includes slapping, pushing, shoving, shaking, or intentionally threw something at to hurt, punching, kicking, whipping, or being beaten with an object, choking, smothering, trying to drown, or being burned intentionally, using or threatening to use a knife, gun, or other weapon by intimate partner, parent/adult relative, adult in the community or peer.
 [2] Among those who have an intimate partner.

Table 5.2.3. Age of first experience of physical violence [1], among 13-17-year-olds who experienced any physical violence in the past 12 months – Colombia Violence Against Children and Youth Survey (VACS), 2018.

	FEMALES % (95% CI)	MALES % (95% CI)	TOTAL % (95% CI)
	Females (n=103)	Males (n=115)	(n=218)
5 or younger	14.2 (0.0 - 38.7)***	7.2 (0.0 - 14.5)***	10.2 (0.0 - 21.9)***
6-11 years	30.3 (12.0 - 48.6)***	24.0 (8.4 - 39.7)***	26.7 (15.0 - 38.5)**
12-17 years	55.5 (34.7 - 76.4)*	68.7 (52.7 - 84.7)	63.1 (49.7 - 76.4)

Note: CI = confidence interval.
 * RSE is >= 15 and <=20%.
 ** RSE is > 20% and <30%.
 *** RSE >= 30%

[1] Physical violence includes slapping, pushing, shoving, shaking, or intentionally threw something at to hurt, punching, kicking, whipping, or being beaten with an object, choking, smothering, trying to drown, or being burned intentionally, using or threatening to use a knife, gun, or other weapon by intimate partner, parent/adult relative, adult in the community or peer.

Table 5.2.4. Disclosure, knowledge of services, service-seeking and receipt for any incident of physical violence [1], among 13-17-year-olds who have ever any experienced physical violence– Colombia Violence Against Children and Youth Survey (VACS), 2018.

	FEMALES % (95% CI)	MALES % (95% CI)	TOTAL % (95% CI)
	Females (n=183)	Males (n=263)	(n=446)
Told someone about an experience of physical violence	63.6 (45.5 - 81.8)	58.8 (45.7 - 71.8)	60.7 (50.0 - 71.4)
	Females (n=175)	Males (n=256)	(n=431)
Knew of a place to seek help about an experience of physical violence	48.2 (26.2 - 70.2)**	52.1 (41.5 - 62.8)	50.6 (39.5 - 61.6)
	Females (n=175)	Males (n=256)	(n=431)
Sought help for any experience of physical violence	8.8 (0.0 - 17.9)**	12.3 (2.5 - 22.1)**	10.9 (4.0 - 17.8)***
	Females (n=183)	Males (n=263)	(n=446)
Received help for any experience of physical violence	8.3 (0.0 - 17.0)**	8.9 (0.0 - 17.7)**	8.6 (2.3 - 14.9)***

Note: CI = confidence interval.
 ** RSE is > 20% and <30%.
 *** RSE >= 30%

[1] Physical violence includes slapping, pushing, shoving, shaking, or intentionally threw something at to hurt, punching, kicking, whipping, or being beaten with an object, choking, smothering, trying to drown, or being burned intentionally, using or threatening to use a knife, gun, or other weapon by intimate partner, parent/adult relative, adult in the community or peer.

Table 5.3.1. Disclosure, knowledge of services, service-seeking and receipt for any incident of physical violence [1], among 13-17-year-olds who have ever any experienced physical violence– Colombia Violence Against Children and Youth Survey (VACS), 2018.

	FEMALES % (95% CI)	MALES % (95% CI)	TOTAL % (95% CI)
Witnessed physical violence in childhood (among 18-24-year-olds)			
	Females (n=736)	Males (n=672)	(n=1408)
In the home	37.8 (30.3 - 45.2)	25.5 (18.5 - 32.6)	31.4 (26.1 - 36.8)
	Females (n=736)	Males (n=669)	(n=1405)
In the neighborhood	54.4 (46.8 - 62.0)	57.1 (48.2 - 66.0)	55.8 (49.9 - 61.6)
Witnessed physical violence in the past 12 months (among 13-17-year-olds)			
	Females (n=561)	Males (n=524)	(n=1085)
In the home	10.8 (6.2 - 15.4)**	20.1 (12.0 - 28.2)**	15.6 (10.6 - 20.5)*
	Females (n=657)	Males (n=620)	(n=1277)
In the neighborhood	30.2 (21.4 - 39.0)	30.7 (21.9 - 39.4)	30.4 (24.3 - 36.6)

Note: CI = confidence interval.

* RSE is >= 15 and <=20%.

** RSE is > 20% and <30%.

[1] Physical violence includes slapping, pushing, shoving, shaking, or intentionally threw something at to hurt, punching, kicking, whipping, or being beaten with an object, choking, smothering, trying to drown, or being burned intentionally, using or threatening to use a knife, gun, or other weapon by intimate partner, parent/ adult relative, adult in the community or peer.

[2] Witnessing physical violence in the home includes hearing or seeing a parent punch, kick or beat your other parent, their boyfriend or girlfriend, or your brothers or sisters.

[3] Witnessing physical violence in the neighborhood includes seeing someone get attacked outside of your home and family environment.

SECTION 6: Psychological violence in childhood

Table 6.1.1. Prevalence of psychological violence [1] by a parent, adult caregiver, or adult relative before age 18, among 18-24-year-olds – Colombia Violence Against Children and Youth Survey (VACS), 2018

	FEMALES % (95% CI)	MALES % (95% CI)	TOTAL % (95% CI)
	Females (n=741)	Males (n=674)	(n=1415)
Childhood psychological violence by a parent, caregiver, or adult relative	21.2 (12.6 - 29.9)**	9.5 (5.7 - 13.3)**	15.2 (10.3 - 20.2)*

Note: CI = confidence interval.

* RSE is >= 15 and <=20%.

** RSE is > 20% and <30%.

[1] Psychological violence includes being told that you were unloved or did not deserve to be loved, being told that they wished you were dead or had never been born, or being ridiculed or put down, or threatened to get rid of you by a parent, adult caregiver, or other adult relative.

Table 6.2.1. Prevalence of psychological violence [1] in the past 12 months by a parent, caregiver, or adult relative among 13-17-year-olds – Colombia Violence Against Children and Youth Survey (VACS), 2018.

	FEMALES % (95% CI)	MALES % (95% CI)	TOTAL % (95% CI)
	Females (n=663)	Males (n=624)	(n=1287)
Psychological violence by a parent, caregiver, or adult relative in the past 12 months	10.9 (6.3 - 15.5)**	11.1 (5.1 - 17.1)**	11.0 (7.2 -14.8)*

Note: CI = confidence interval.

* RSE is >= 15 and <=20%.

** RSE is > 20% and <30%.

[1] Psychological violence includes being told that you were unloved or did not deserve to be loved, being told that they wished you were dead or had never been born, or being ridiculed or put down, threatened to get rid of you by a parent, adult caregiver, or other adult relative.

SECTION 7: Violence in young adulthood

Table 7.1.1. Prevalence of sexual violence [1] in the past 12 months, among 18-24-year-olds – Colombia Violence Against Children and Youth Survey (VACS), 2018.

	FEMALES % (95% CI)	MALES % (95% CI)	TOTAL % (95% CI)
	Females (n=740)	Males (n=674)	(n=1414)
Sexual violence	6.6 (1.0 - 12.3)***	7.1 (3.7 - 10.4)**	6.9 (3.7 - 10.0)**

Note: CI = confidence interval.

** RSE is > 20% and <30%.

*** RSE >= 30%

[1] Sexual violence includes unwanted sexual touching, unwanted attempted sex, physically forced sex, and pressured sex.

[2] Pressured sex includes sex through verbal persuasion, harassment, threats or tricks.

Table 7.1.2. Prevalence of different types of sexual violence [1] in the past 12 months, among 18-24-year-olds – Colombia Violence Against Children and Youth Survey (VACS), 2018.

	FEMALES % (95% CI)	MALES % (95% CI)	TOTAL % (95% CI)
	Females (n=734)	Males (n=673)	(n=1407)
Unwanted sexual touching	4.2 (1.2 - 7.2)***	5.8 (2.6 - 9.0)**	5.0 (2.9 - 7.2)**
	Females (n=739)	Males (n=674)	(n=1413)
Unwanted attempted sex	1.4 (0.5 - 2.4)***	1.7 (0.5 - 2.9)***	1.6 (0.8 - 2.4)***
	Females (n=738)	Males (n=674)	(n=1412)
Pressured sex [2]	1.9 (0.0 - 4.8)***	0.4 (0.0 - 0.8)***	1.1 (0.0 - 2.6)**
	Females (n=739)	Males (n=622)	(n=1413)
Physically forced sex	0.6 (0.0 - 1.2)***	0.4 (0.0 - 0.8)***	0.5 (0.1 - 0.8)***

Note: CI = confidence interval.

** RSE is > 20% and <30%.

*** RSE >= 30%

[1] Sexual violence includes unwanted sexual touching, unwanted attempted sex, physically forced sex, and pressured sex (sex through verbal persuasion, harassment, threats or tricks).

Table 7.1.3. Disclosure, knowledge of services, service-seeking and receipt for any incident of sexual violence [1], among 18-24-year-olds who experienced sexual violence in the past 12 months – Colombia Violence Against Children and Youth Survey (VACS), 2018.

	FEMALES % (95% CI)	MALES % (95% CI)	TOTAL % (95% CI)
	Females (n=47)	Males (n=51)	(n=98)
Told someone about an experience of sexual violence	61.7 (45.8 - 77.7)	39.4 (14.6 - 64.2)***	49.9 (34.2 - 65.6)*
Knew of a place to seek help about an experience of sexual violence	79.1 (56.2 - 100.0)	47.1 (20.5 - 73.8)**	62.2 (37.9 - 86.5)*
Sought help for any experience of sexual violence	4.7 (0.0 - 11.9)***	1.7 (0.0 - 4.6)***	3.1 (0.0 - 6.6)***
Received help for any experience of sexual violence	0.4 (0.0 - 1.2)***	1.4 (0.0 - 4.1)***	0.9 (0.0 - 2.4)***

Note: CI = confidence interval.

* RSE is >= 15 and <=20%.

** RSE is > 20% and <30%.

*** RSE >= 30%

[1] Sexual violence includes unwanted sexual touching, unwanted attempted sex, physically forced sex, and pressured sex (sex through verbal persuasion, harassment, threats or tricks).

Table 7.2.1. Prevalence of physical violence [1] in the past 12 months, among 18-24-year-olds – Colombia Violence Against Children and Youth Survey (VACS), 2018.

	FEMALES % (95% CI)	MALES % (95% CI)	TOTAL % (95% CI)
	Females (n=741)	Males (n=674)	(n=1415)
Physical violence in the past 12 months	14.3 (9.3 - 19.3)*	12.3 (7.6 - 16.9)*	13.3 (9.9 - 16.7)

Note: CI = confidence interval.

* RSE is >= 15 and <=20%.

[1] Physical violence includes slapping, pushing, shoving, shaking, or intentionally threw something at to hurt, punching, kicking, whipping, or being beaten with an object, choking, smothering, trying to drown, or being burned intentionally, using or threatening to use a knife, gun, or other weapon by intimate partner, parent/adult relative, adult in the community or peer.

Table 7.2.2. Prevalence of experiencing physical harm or injury as a result of physical violence [1], among 18-24-year-olds who experienced physical violence in the past 12 months – Colombia Violence Against Children and Youth Survey (VACS), 2018.

	FEMALES % (95% CI)	MALES % (95% CI)	TOTAL % (95% CI)
	Females (n=83)	Males (n=59)	(n=142)
Experienced injury as a result of physical violence in the past 12 months	79.1 (61.7 - 96.4)	42.6 (16.0 - 69.1)***	64.0 (45.2 - 82.7)

Note: CI = confidence interval.
** RSE is > 20% and <30%.
*** RSE >= 30%

[1] Physical violence includes slapping, pushing, shoving, shaking, or intentionally threw something at to hurt, punching, kicking, whipping, or being beaten with an object, choking, smothering, trying to drown, or being burned intentionally, using or threatening to use a knife, gun, or other weapon by intimate partner, parent/adult relative, adult in the community or peer.

Table 7.2.3. Disclosure and knowledge of services for any incident of physical violence [1], among 18-24-year-olds who experienced any physical violence in the past 12 months – Colombia Violence Against Children and Youth Survey (VACS), 2018.

	FEMALES % (95% CI)	MALES % (95% CI)	TOTAL % (95% CI)
	Females (n=107)	Males (n=101)	(n=208)
Told someone about an experience of physical violence	68.9 (51.3 - 86.5)	63.0 (40.3 - 85.6)*	66.1 (51.6 - 80.5)
	Females (n=101)	Males (n=97)	(n=198)
Knew of a place to seek help about an experience of physical violence	65.1 (44.9 - 85.4)*	61.1 (41.2 - 80.9)*	63.2 (49.1 - 77.3)

Note: CI = confidence interval.
* RSE is >= 15 and <=20%.
** RSE is > 20% and <30%.
*** RSE >= 30%

[1] Physical violence includes slapping, pushing, shoving, shaking, or intentionally threw something at to hurt, punching, kicking, whipping, or being beaten with an object, choking, smothering, trying to drown, or being burned intentionally, using or threatening to use a knife, gun, or other weapon by intimate partner, parent/adult relative, adult in the community or peer.

Table 7.2.4. Relationship with person who was told about any incident of physical violence [1], among 18-24-year-olds who experienced physical violence in the past 12 months who told someone – Colombia Violence Against Children and Youth Survey (VACS), 2018.

	FEMALES % (95% CI)	MALES % (95% CI)	TOTAL % (95% CI)
Person who was told about physical violence			
	Females (n=61)	Males (n=68)	(n=129)
Told a relative	86.0 (73.1 - 98.8)	48.7 (28.1 - 69.4)**	69.1 (53.5 - 84.8)
Told a spouse, boyfriend/girlfriend or romantic partner	<1	4.8 (0.0 - 12.4)***	2.1 (0.0 - 5.6)***
Told a friend/neighbor	11.4 (0.0 - 23.2)***	44.2 (22.0 - 66.4)**	26.2 (11.0 - 41.4)**
Told a service provider or authority figure [2]	<1	1.9 (0.0 - 5.7)***	0.9 (0.0 - 2.6)***

Note: CI = confidence interval.
** RSE is > 20% and <30%.
*** RSE >= 30%

Note: Percentages may sum to >100% as categories not mutually exclusive.

[1] Physical violence includes slapping, pushing, shoving, shaking, or intentionally threw something at to hurt, punching, kicking, whipping, or being beaten with an object, choking, smothering, trying to drown, or being burned intentionally, using or threatening to use a knife, gun, or other weapon by intimate partner, parent/adult relative, adult in the community or peer.
[2] Service provider or authority figure includes NGO worker, teacher, employer, community leader, traditional healer, religious leader.

SECTION 8: Multiple forms of violence in childhood, adolescence and young adulthood

Table 8.1.1. Prevalence of different types of violence and multiple forms of violence experienced before age 18, among 18-24-year-olds – Colombia Violence Against Children and Youth Survey (VACS), 2018.

	FEMALES % (95% CI)	MALES % (95% CI)	TOTAL % (95% CI)
	Females (n=741)	Males (n=674)	(n=1415)
No childhood violence	59.2 (51.6 - 66.8)	57.9 (49.2 - 66.6)	58.5 (52.8 - 64.2)
Any childhood violence†	40.8 (33.2 - 48.4)	42.1 (33.4 - 50.8)	41.5 (35.8 - 47.2)
One type of violence only			
Childhood sexual violence [1] only	4.2 (1.9 - 6.5)**	2.6 (0.0 - 5.7)***	3.4 (1.5 - 5.3)**
Childhood physical violence [2] only	12.5 (7.4 - 17.7)**	26.0 (17.0 - 35.1)*	19.5 (14.0 - 24.9)
Childhood psychological violence [3] only	8.1 (3.4 - 12.8)**	1.9 (0.4 - 3.3)***	4.9 (2.3 - 7.5)**
Multiple types of violence			
Two types of violence	9.9 (5.6 - 14.2)**	10.4 (5.6 - 15.1)**	10.1 (6.9 - 13.3)*
Childhood sexual, physical, and psychological violence	6.1 (0.8 - 11.5)**	1.2 (0.0 - 2.6)***	3.6 (0.8 - 6.4)***

Note: CI = confidence interval.

** RSE is > 20% and <30%.

*** RSE >= 30%

† Any childhood violence means experiencing any of the three forms of either sexual, physical or psychological violence in childhood.

[1] Sexual violence includes unwanted sexual touching, unwanted attempted sex, physically forced sex, and pressured sex (sex through verbal persuasion, harassment, threats or tricks).

[2] Physical violence includes slapping, pushing, shoving, shaking, or intentionally threw something at to hurt, punching, kicking, whipping, or being beaten with an object, choking, smothering, trying to drown, or being burned intentionally, using or threatening to use a knife, gun, or other weapon by intimate partner, parent/adult relative, adult in the community or peer.

[3] Psychological violence includes being told that you were unloved or did not deserve to be loved, being told that they wished you were dead or had never been born, or being ridiculed or put down, or threatened to get rid of you by a parent, adult caregiver or other adult relative.

Table 8.1.2. Prevalence of different types of violence and multiple forms of violence experienced in the past 12 months, among 13-17-year-olds – Colombia Violence Against Children and Youth Survey (VACS), 2018.

	FEMALES % (95% CI)	MALES % (95% CI)	TOTAL % (95% CI)
	Females (n=665)	Males (n=625)	(n=1290)
No Violence	72.7 (63.5 - 81.9)	71.2 (62.2 - 80.2)	72.0 (65.6 - 78.4)
Any Violence	27.3 (18.1 - 36.5)*	28.8 (19.8 - 37.8)*	28.0 (21.6 - 34.4)
One type of violence only			
Sexual Violence [1] only in the past 12 months	3.3 (0.1 - 6.5)***	1.1 (0.4 - 1.7)**	2.2 (0.5 - 3.8)***
Physical Violence [2] only in the past 12 months	8.9 (3.7 - 14.2)**	15.3 (9.0 - 21.7)**	12.2 (8.0 - 16.3)*
Psychological violence [3] in the past 12 months	6.2 (3.0 - 9.4)**	5.0 (1.5 - 8.5)***	5.6 (3.2 - 8.0)**
Multiple types of violence			
Two types of violence	8.6 (3.6 - 13.5)**	5.8 (1.9 - 9.7)***	7.2 (4.0 - 10.3)**
Sexual Violence and Physical Violence and Psychological violence	0.3 (0.0 - 0.6)***	1.6 (0.0 - 4.4)**	1.0 (0.0 - 2.4)***

Note: CI = confidence interval.

* RSE is >= 15 and <=20%.

** RSE is > 20% and <30%.

*** RSE >= 30%

[1] Sexual violence includes unwanted sexual touching, unwanted attempted sex, physically forced sex, and pressured sex (sex through verbal persuasion, harassment, threats or tricks).

[2] Physical violence includes slapping, pushing, shoving, shaking, or intentionally threw something at to hurt, punching, kicking, whipping, or being beaten with an object, choking, smothering, trying to drown, or being burned intentionally, using or threatening to use a knife, gun, or other weapon by intimate partner, parent/adult relative, adult in the community or peer.

[3] Psychological violence includes being told that you were unloved or did not deserve to be loved, being told that they wished you were dead or had never been born, or being ridiculed or put down, or threatened to get rid of you by a parent, adult caregiver or other adult relative.

Table 8.1.3. Prevalence of different types of violence and multiple forms of violence experienced in the past 12 months, among 18-24-year-olds – Colombia Violence Against Children and Youth Survey (VACS), 2018.

	FEMALES % (95% CI)	MALES % (95% CI)	TOTAL % (95% CI)
	Females (n=741)	Males (n=674)	(n=)
No Violence	78.3 (70.3 - 86.2)	82.0 (77.3 - 86.8)	80.2 (75.6 - 84.8)
Any Violence	21.7 (13.8 - 29.7)*	18.0 (13.2 - 22.7)	19.8 (15.2 - 24.4)
One type of violence only			
Sexual violence [1] only	3.1 (0.2 - 6.0)***	3.2 (0.8 - 5.6)***	3.2 (1.3 - 5.0)**
Physical violence [2] only	8.5 (3.9 - 13.0)**	9.6 (5.4 - 13.8)**	9.1 (6.0 - 12.1)*
Multiple types of violence			
Two types of violence	5.4 (2.2 - 8.6)**	3.8 (1.0 - 6.5)***	4.6 (2.4 - 6.7)**

Note: CI = confidence interval.

* RSE is >= 15 and <=20%.

** RSE is > 20% and <30%.

*** RSE >= 30%

[1] Sexual violence includes unwanted sexual touching, unwanted attempted sex, physically forced sex, and pressured sex (sex through verbal persuasion, harassment, threats or tricks).

[2] Physical violence includes slapping, pushing, shoving, shaking, or intentionally threw something at to hurt, punching, kicking, whipping, or being beaten with an object, choking, smothering, trying to drown, or being burned intentionally, using or threatening to use a knife, gun, or other weapon by intimate partner, parent/adult relative, adult in the community or peer.

SECTION 9: Health consequences associated with violence, and pregnancy and missing school due to violence

Table 9.1.1. Health conditions and health behaviors by experience of sexual [1], physical [2], or psychological [3] violence before age 18, among 18-24-year-old females – Colombia Violence Against Children and Youth Survey (VACS), 2018.

	Mental distress in the past 30 days	Binge drinking in the past 30 days [4]	Current smoker	Drug use in the past 30 days	Ever Intentionally hurt themselves	Ever Thought of Suicide	Ever Attempted Suicide [5]	Symptoms/-Diagnosis of STI [6]
	% (95% CI)	% (95% CI)	% (95% CI)	% (95% CI)	% (95% CI)	% (95% CI)	% (95% CI)	% (95% CI)
Sexual violence in childhood								
Experienced sexual violence (n)	71.8 (55.2 - 88.3)	40.4 (20.8 - 60.1)**	16.9 (0.0 - 37.0)***	1.1 (0.0 - 2.8)***	23.3 (8.5 - 38.1)***	49.9 (30.6 - 69.3)*	63.6 (38.2 - 88.9)**	13.9 (5.6 - 22.1)***
No sexual violence (n)	131	119	131	131	131	130	58	131
	50.5 (42.5 - 58.5)	34.4 (25.7 - 43.1)	5.6 (2.2 - 9.0)***	0.3 (0.0 - 0.5)***	6.3 (3.1 - 9.5)**	14.0 (6.7 - 21.4)**	50.0 (27.9 - 72.1)**	3.5 (0.1 - 7.0)***
	607	560	608	608	608	607	72	609
Physical violence in childhood								
Experienced physical violence (n)	55.7 (41.1 - 70.3)	41.1 (28.4 - 53.9)*	1.0 (0.0 - 2.1)***	1.0 (0.0 - 2.1)***	17.2 (8.7 - 25.8)**	35.8 (21.9 - 49.6)*	66.6 (46.4 - 86.8)*	7.2 (2.7 - 11.6)***
No physical violence (n)	238	224	238	238	238	236	81	238
	53.1 (44.4 - 61.8)	33.1 (23.0 - 43.1)*	6.1 (1.2 - 11.0)**	0.2 (0.0 - 0.3)***	5.9 (2.3 - 9.5)***	13.7 (5.5 - 21.8)**	44.6 (19.3 - 69.9)**	4.4 (0.3 - 8.4)***
	500	456	501	501	501	501	49	502
Psychological violence in childhood								
Experienced psychological violence (n)	78.5 (64.9 - 92.2)	27.1 (10.7 - 43.6)***	12.1 (0.0 - 27.9)***	0.3 (0.0 - 0.6)***	19.6 (7.0 - 32.3)***	49.6 (26.9 - 72.3)**	81.1 (62.9 - 99.2)	13.8 (0.0 - 29.3)***
No psychological violence (n)	144	131	144	144	144	142	64	144
	47.1 (38.6 - 55.6)	37.3 (28.6 - 46.0)	6.0 (2.3 - 9.7)***	0.4 (0.0 - 0.8)***	6.0 (2.6 - 9.3)**	11.4 (5.7 - 17.2)**	25.3 (8.4 - 42.2)***	2.8 (1.0 - 4.5)***
	594	549	595	595	595	595	66	596

Note: CI = confidence interval.

* RSE is >= 15 and <=20%.

** RSE is > 20% and <30%.

*** RSE >= 30%

[1] Sexual violence includes unwanted sexual touching, unwanted attempted sex, physically forced sex, and pressured sex (sex through verbal persuasion, harassment, threats or tricks).
 [2] Physical violence includes slapping, pushing, shoving, shaking, or intentionally threw something at to hurt, punching, kicking, whipping, or being beaten with an object, choking, smothering, trying to drown, or being burned intentionally, using or threatening to use a knife, gun, or other weapon by intimate partner, parent/adult relative, adult in the community or peer.
 [3] Psychological violence includes being told that you were unloved or did not deserve to be loved, being told that they wished you were dead or had never been born, or being ridiculed or put down, or threatened to get rid of you by a parent, adult caregiver or other adult relative.
 [4] This question was asked only among those who answered that they had at least one drink in the past 30 days.
 [5] This question was only asked among those who ever had suicidal thoughts.
 [6] STI (sexually transmitted infection) symptoms include genital sore/ulcer.
 * RSE is >= 15 and <=20%.

Table 9.1.2. Health conditions and health behaviors associated with sexual [1], physical [2], or psychological [3] violence before age 18, among 18-24-year-old males – Colombia Violence Against Children and Youth Survey (VACS), 2018.

	Mental distress in the past 30 days	Binge drinking in the past 30 days [4]	Current smoker	Drug use in the past 30 days	Ever intentionally hurt themselves	Ever Thought of Suicide	Ever Attempted Suicide [5]	Symptoms/-Diagnosis of STI [6]
	% (95% CI)	% (95% CI)	% (95% CI)	% (95% CI)	% (95% CI)	% (95% CI)	% (95% CI)	% (95% CI)
Sexual violence in childhood								
Experienced sexual violence (n)	36.9 (13.3 - 60.5)***	31.6 (8.5 - 54.7)***	18.0 (0.6 - 35.4)***	19.8 (2.1 - 37.4)***	11.8 (0.0 - 24.0)***	22.4 (2.6 - 42.1)***	57.1 (13.2 - 100.0)***	5.6 (0.0 - 14.8)***
No sexual violence (n)	46	46	46	45	46	46	11	46
No sexual violence (n)	31.1 (23.1 - 39.2)	53.7 (44.1 - 63.2)	22.4 (15.1 - 29.7)*	10.1 (3.9 - 16.4)***	6.2 (1.1 - 11.2)***	2.5 (1.2 - 3.8)**	58.0 (33.3 - 82.6)**	1.9 (0.0 - 4.4)***
	628	623	628	628	628	628	39	628
Physical violence in childhood								
Experienced physical violence (n)	39.9 (26.9 - 52.8)*	59.3 (44.9 - 73.6)	28.0 (16.6 - 39.4)**	12.9 (6.9 - 18.8)**	9.0 (0.3 - 17.8)**	6.9 (2.3 - 11.5)**	49.4 (16.2 - 82.6)**	5.9 (0.0 - 12.0)***
No physical violence (n)	275	274	275	274	275	275	27	275
No physical violence (n)	26.6 (16.5 - 36.8)*	47.6 (36.3 - 58.9)	18.4 (9.2 - 27.6)**	9.7 (0.8 - 18.5)***	5.2 (0.3 - 10.0)***	2.4 (0.5 - 4.2)**	71.7 (42.8 - 100.0)***	0.0 (0.0 - 0.0)***
	399	395	399	399	399	399	23	399
Psychological violence in childhood								
Experienced psychological violence (n)	49.7 (28.1 - 71.3)**	62.2 (43.1 - 81.2)*	33.1 (14.8 - 51.4)**	20.6 (5.6 - 35.6)***	5.3 (0.9 - 9.7)**	13.8 (2.9 - 24.8)***	63.2 (28.3 - 98.1)**	18.1 (0.0 - 38.5)***
No psychological violence (n)	87	87	87	87	87	87	16	87
No psychological violence (n)	29.7 (21.5 - 37.9)	50.9 (40.8 - 61.0)	20.9 (13.3 - 28.4)*	9.9 (3.5 - 16.2)***	6.7 (1.5 - 11.9)***	3.0 (1.1 - 5.0)***	54.9 (24.6 - 85.2)**	0.5 (0.0 - 1.3)***
	587	582	587	586	587	587	34	587

Note: CI = confidence interval.

* RSE is >= 15 and <=20%.

** RSE is > 20% and <30%.

*** RSE >= 30%

[1] Sexual violence includes unwanted sexual touching, unwanted attempted sex, physically forced sex, and pressured sex (sex through verbal persuasion, harassment, harassment, threats or tricks).
 [2] Physical violence includes slapping, pushing, shoving, shaking, or intentionally threw something at to hurt, punching, kicking, whipping, or being beaten with an object, choking, smothering, trying to drown, or being burned intentionally, using or threatening to use a knife, gun, or other weapon by intimate partner, parent/adult relative, adult in the community or peer.
 [3] Psychological violence includes being told that you were unloved or did not deserve to be loved, being told that they wished you were dead or had never been born, or being ridiculed or put down, or threatened to get rid of you by a parent, adult caregiver or other adult relative.
 [4] This question was asked only among those who answered that they had at least one drink in the past 30 days.
 [5] This question was only asked among those who ever had suicidal thoughts.
 [6] STI (sexually transmitted infection) symptoms include genital sore/ulcer.

Table 9.1.3. Health conditions and health behaviors by experience of sexual [1], physical [2], or psychological [3] violence before age 18, among 18-24-year-olds (all participants) – Colombia Violence Against Children and Youth Survey (VACS), 2018.

	Mental distress in the past 30 days	Binge drinking in the past 30 days [4]	Current smoker	Drug use in the past 30 days	Ever intentionally hurt themselves	Ever Thought of Suicide	Ever Attempted Suicide [5]	Symptoms/-Diagnosis of STI [6]
	% (95% CI)	% (95% CI)	% (95% CI)	% (95% CI)	% (95% CI)	% (95% CI)	% (95% CI)	% (95% CI)
Sexual violence in childhood								
Experienced sexual violence (n)	59.6 (42.9 - 76.3)	36.9 (21.3 - 52.5)**	17.3 (2.9 - 31.7)***	7.6 (1.0 - 14.2)***	19.3 (8.9 - 29.7)**	40.3 (24.3 - 56.3)**	62.3 (40.1 - 84.6)*	11.0 (4.4 - 17.5)***
No sexual violence (n)	177	165	177	176	177	176	69	177
No sexual violence (n)	40.2 (33.8 - 46.5)	45.1 (38.4 - 51.9)	14.5 (10.2 - 18.9)*	5.5 (2.1 - 8.9)***	6.2 (3.2 - 9.3)**	7.9 (4.1 - 11.7)**	51.4 (32.6 - 70.1)*	2.7 (0.6 - 4.8)***
	1235	1183	1236	1236	1236	1235	111	1237
Physical violence in childhood								
Experienced physical violence (n)	46.2 (35.9 - 56.5)	52.5 (42.0 - 63.0)	21.1 (13.6 - 28.5)*	8.1 (4.7 - 11.5)**	12.3 (6.4 - 18.3)**	18.5 (10.6 - 26.3)**	62.8 (44.9 - 80.7)	6.4 (2.4 - 10.4)***
No physical violence (n)	513	498	513	512	513	511	108	513
No physical violence (n)	40.6 (32.8 - 48.3)	40.3 (32.9 - 47.7)	11.9 (6.8 - 17.0)**	4.7 (0.4 - 9.0)***	5.5 (2.6 - 8.5)**	8.3 (3.6 - 13.1)**	48.3 (25.8 - 70.7)**	2.3 (0.1 - 4.6)***
	899	851	900	900	900	900	72	901
Psychological violence in childhood								
Experienced psychological violence (n)	69.3 (55.8 - 82.8)	39.4 (24.9 - 53.9)*	18.9 (6.3 - 31.4)***	6.8 (1.4 - 12.1)***	15.0 (7.0 - 23.0)**	38.1 (20.1 - 56.1)**	79.0 (61.7 - 96.2)	15.2 (3.1 - 27.3)***
No psychological violence (n)	231	218	231	231	231	229	80	231
No psychological violence (n)	37.5 (31.0 - 44.0)	45.1 (38.2 - 51.9)	14.1 (9.6 - 18.7)*	5.6 (2.0 - 9.1)***	6.4 (3.2 - 9.6)**	6.8 (3.8 - 9.8)**	32.5 (15.5 - 49.5)**	1.5 (0.6 - 2.4)**
	1181	1131	1182	1181	1182	1182	100	1183

Note: CI = confidence interval.

* RSE is >= 15 and <=20%.

** RSE is > 20% and <30%.

*** RSE >= 30%

[1] Sexual violence includes unwanted sexual touching, unwanted attempted sex, physically forced sex, and pressured sex (sex through verbal persuasion, harassment, harassment, threats or tricks).
 [2] Physical violence includes slapping, pushing, shoving, shaking, or intentionally threw something at to hurt, punching, kicking, whipping, or being beaten with an object, choking, smothering, trying to drown, or being burned intentionally, using or threatening to use a knife, gun, or other weapon by intimate partner, parent/adult relative, adult in the community or peer.
 [3] Psychological violence includes being told that you were unloved or did not deserve to be loved, being told that they wished you were dead or had never been born, or being ridiculed or put down, or threatened to get rid of you by a parent, adult caregiver or other adult relative.
 [4] This question was asked only among those who answered that they had at least one drink in the past 30 days.
 [5] This question was only asked among those who ever had suicidal thoughts.
 [6] STI (sexually transmitted infection) symptoms include genital sore/ulcer.

Table 9.2.1. Health conditions and health behaviors associated with sexual [1], physical [2], or psychological [3] violence, among 13-17-year-old females – Colombia Violence Against Children and Youth Survey (VACS), 2018.

	Mental distress in the past 30 days	Binge drinking in the past 30 days [4]	Current smoker	Drug use in the past 30 days	Ever intentionally hurt themselves	Ever Thought of Suicide	Ever Attempted Suicide [5]	Symptoms/ Diagnosis of STI [6]
	% (95% CI)	% (95% CI)	% (95% CI)	% (95% CI)	% (95% CI)	% (95% CI)	% (95% CI)	% (95% CI)
Sexual violence in the past 12 months								
Experienced sexual violence (n)	85.5 (69.7 - 100.0)	42.1 (9.0 - 75.3)***	9.9 (0.0 - 27.8)***	18.1 (0.0 - 41.0)***	82.2 (65.1 - 99.3)	88.2 (76.0 - 100.0)	93.3 (86.3 - 100.0)	10.9 (0.0 - 27.5)***
No sexual violence (n)	47	47	47	47	47	47	32	47
	46.6 (36.6 - 56.6)	12.6 (7.8 - 17.3)*	3.2 (0.9 - 5.4)***	1.6 (0.1 - 3.1)***	15.7 (10.3 - 21.1)*	14.0 (9.2 - 18.7)*	53.3 (34.2 - 72.4)*	0.6 (0.0 - 1.4)***
	616	572	617	615	616	614	107	616
Physical violence in the past 12 months								
Experienced physical violence (n)	72.8 (49.0 - 96.5)*	25.3 (11.9 - 38.7)**	10.0 (0.0 - 21.1)***	10.7 (0.0 - 22.2)***	49.1 (29.8 - 68.4)*	50.5 (31.1 - 69.9)*	84.1 (67.3 - 100.0)	5.0 (0.0 - 12.5)***
No physical violence (n)	104	95	104	103	104	104	52	104
	44.8 (34.2 - 55.5)	12.9 (6.9 - 18.8)**	2.4 (0.3 - 4.4)***	1.3 (0.0 - 2.8)***	15.1 (9.1 - 21.1)**	13.5 (8.0 - 19.1)**	55.1 (33.6 - 76.7)*	0.7 (0.0 - 1.7)***
	559	525	561	560	560	558	87	560
Psychological violence in the past 12 months								
Experienced psychological violence (n)	92.7 (84.3 - 100.0)	25.5 (7.6 - 43.4)***	8.3 (0.0 - 18.7)***	7.6 (0.0 - 17.9)***	58.6 (38.8 - 78.4)*	58.7 (38.7 - 78.7)*	51.1 (22.2 - 80.1)**	2.4 (0.0 - 6.5)***
No psychological violence (n)	78	73	78	77	78	78	43	78
	44.3 (34.1 - 54.5)	14.0 (8.7 - 19.3)*	3.2 (0.6 - 5.7)***	2.4 (0.0 - 5.1)***	16.6 (10.7 - 22.5)*	15.0 (9.4 - 20.7)*	76.1 (62.0 - 90.2)	1.4 (0.0 - 3.0)***
	583	545	585	584	584	582	95	584

Note: CI = confidence interval.

* RSE is >= 15 and <=20%.

** RSE is > 20% and <30%.

*** RSE >= 30%

[1] Sexual violence includes unwanted sexual touching, unwanted attempted sex, physically forced sex, and pressured sex (sex through verbal persuasion, harassment, slapping, threats or tricks).
 [2] Physical violence includes slapping, pushing, shoving, shaking, or intentionally threw something at to hurt, punching, kicking, whipping, or being beaten with an object, choking, smothering, trying to drown, or being burned intentionally, using or threatening to use a knife, gun, or other weapon by intimate partner, parent/adult relative, adult in the community or peer.
 [3] Psychological violence includes being told that you were unloved or did not deserve to be loved, being told that they wished you were dead or had never been born, or being ridiculed or put down, or threatened to get rid of you by a parent, adult caregiver or other adult relative.
 [4] This question was asked only among those who answered that they had at least one drink in the past 30 days.
 [5] This question was only asked among those who ever had suicidal thoughts.
 [6] STI (sexually transmitted infection) symptoms include genital sore/ulcer.

Table 9.2.2. Health conditions and health behaviors by experience of sexual [1], physical [2], or psychological [3] violence before age 18, among 18-24-year-old females – Colombia Violence Against Children and Youth Survey (VACS), 2018.

	Mental distress in the past 30 days	Binge drinking in the past 30 days [4]	Current smoker	Drug use in the past 30 days	Ever Intentionally hurt themselves	Ever Thought of Suicide	Ever Attempted Suicide [5]	Symptoms/ Diagnosis of STI [6]
	% (95% CI)	% (95% CI)	% (95% CI)	% (95% CI)	% (95% CI)	% (95% CI)	% (95% CI)	% (95% CI)
Sexual violence in the past 12 months								
Experienced sexual violence (n)	64.0 (34.0 - 94.1)**	64.9 (35.9 - 93.9)**	14.4 (0.0 - 34.7)***	2.7 (0.0 - 7.0)***	47.7 (37.7 - 86.7)***	14.8 (0.0 - 32.9)***	33.2 (0.0 - 86.9)***	9.9 (0.0 - 28.9)
No sexual violence (n)	31	31	31	30	31	31	5	31
	40.7 (30.6 - 50.9)	22.2 (14.2 - 30.2)*	6.7 (1.7 - 11.8)***	7.9 (1.8 - 14.0)***	11.5 (6.4 - 16.7)**	5.1 (1.6 - 8.7)***	75.5 (53.2 - 97.7)	1.6 (0.0 - 3.4)***
	593	589	593	593	594	594	37	594
Physical violence in the past 12 months								
Experienced physical violence (n)	62.6 (44.2 - 81.0)	28.5 (12.2 - 44.9)**	9.1 (0.8 - 17.3)***	12.0 (0.0 - 28.5)***	19.3 (5.1 - 33.5)***	5.8 (1.3 - 10.3)***	38.3 (3.6 - 73.0)***	4.8 (0.0 - 11.1)***
No physical violence (n)	118	118	118	117	118	118	15	118
	35.5 (24.6 - 46.5)*	22.6 (13.9 - 31.4)*	6.4 (1.3 - 11.6)***	6.4 (1.1 - 11.8)***	11.1 (5.3 - 17.0)**	5.4 (1.2 - 9.7)***	81.1 (60.4 - 100.0)	1.1 (0.0 - 2.9)***
	506	502	506	506	507	507	27	507
Psychological violence in the past 12 months								
Experienced psychological violence (n)	63.6 (42.0 - 85.2)*	41.8 (11.1 - 72.5)***	11.5 (0.0 - 30.4)***	6.2 (0.0 - 17.4)***	47.1 (17.0 - 77.3)***	28.4 (4.9 - 51.9)***	71.0 (40.2 - 100.0)**	6.6 (0.0 - 17.1)***
No psychological violence (n)	56	56	56	55	56	56	13	56
	38.6 (28.7 - 48.5)	21.9 (14.0 - 29.8)*	6.5 (1.5 - 11.5)***	7.9 (1.5 - 14.4)***	8.8 (4.3 - 13.3)**	2.7 (0.2 - 5.2)***	70.7 (38.8 - 100.0)**	1.4 (0.0 - 3.0)***
	567	563	567	567	568	568	29	568

Note: CI = confidence interval.

* RSE is >= 15 and <=20%.

** RSE is > 20% and <30%.

*** RSE >= 30%

[1] Sexual violence includes unwanted sexual touching, unwanted attempted sex, physically forced sex, and pressured sex (sex through verbal persuasion, harassment, slapping, threats or tricks).
 [2] Physical violence includes slapping, pushing, shoving, shaking, or intentionally threw something at to hurt, punching, kicking, whipping, or being beaten with an object, choking, smothering, trying to drown, or being burned intentionally, using or threatening to use a knife, gun, or other weapon by intimate partner, parent/adult relative, adult in the community or peer.
 [3] Psychological violence includes being told that you were unloved or did not deserve to be loved, being told that they wished you were dead or had never been born, or being ridiculed or put down, or threatened to get rid of you by a parent, adult caregiver or other adult relative.
 [4] This question was asked only among those who answered that they had at least one drink in the past 30 days.
 [5] This question was only asked among those who ever had suicidal thoughts.
 [6] STI (sexually transmitted infection) symptoms include genital sore/ulcer.

Table 9.2.3. Health conditions and health behaviors associated with sexual [1], physical [2], or psychological [3] violence, among 13-17-year-olds (all participants) – Colombia Violence Against Children and Youth Survey (VACS), 2018.

	Mental distress in the past 30 days	Binge drinking in the past 30 days [4]	Current smoker	Drug use in the past 30 days	Ever intentionally hurt themselves	Ever Thought of Suicide	Ever Attempted Suicide [5]	Symptoms/-Diagnosis of STI [6]
	% (95% CI)	% (95% CI)	% (95% CI)	% (95% CI)	% (95% CI)	% (95% CI)	% (95% CI)	% (95% CI)
Sexual violence in the past 12 months								
Experienced sexual violence (n)	78.1 (63.4 - 92.9)	49.9 (24.7 - 75.1)**	11.4 (0.0 - 25.0)***	12.9 (0.0 - 28.3)***	70.4 (53.1 - 87.7)	63.1 (40.1 - 86.2)*	88.5 (77.4 - 99.5)	10.5 (0.0 - 23.2)***
No sexual violence (n)	78	78	78	77	78	78	37	78
	43.5 (36.5 - 50.6)	17.8 (12.9 - 22.6)	5.0 (2.2 - 7.8)**	4.9 (1.6 - 8.2)***	13.5 (9.8 - 17.3)	9.4 (6.4 - 12.4)*	59.9 (44.1 - 75.6)	1.1 (0.1 - 2.2)***
	1209	1161	1210	1208	1210	1208	144	1210
Physical violence in the past 12 months								
Experienced physical violence (n)	66.9 (52.4 - 81.5)	27.2 (16.2 - 38.1)**	9.5 (2.9 - 16.1)***	11.4 (0.8 - 22.1)**	32.0 (19.5 - 44.5)*	24.9 (13.9 - 35.9)**	77.9 (60.9 - 94.8)	4.9 (0.1 - 9.7)***
No physical violence (n)	222	213	222	220	222	222	67	222
	40.3 (32.6 - 47.9)	17.8 (12.5 - 23.2)*	4.4 (1.6 - 7.1)***	3.8 (1.1 - 6.6)***	13.2 (9.0 - 17.4)*	9.5 (6.0 - 13.0)*	62.7 (45.3 - 80.1)	0.9 (0.0 - 1.9)***
	1065	1027	1067	1066	1067	1065	114	1067
Psychological violence in the past 12 months								
Experienced psychological violence (n)	77.8 (65.4 - 90.2)	34.3 (15.1 - 53.4)**	10.0 (0.0 - 20.9)***	6.9 (0.0 - 14.5)***	52.7 (34.5 - 70.9)*	43.1 (25.3 - 61.0)**	57.8 (34.8 - 80.8)**	4.6 (0.0 - 10.6)***
No psychological violence (n)	134	129	132	132	134	134	56	134
	41.4 (34.3 - 48.5)	18.1 (13.3 - 22.9)	4.9 (2.0 - 7.7)**	5.2 (1.6 - 8.8)***	12.7 (8.8 - 16.5)*	8.8 (5.5 - 12.0)*	75.2 (62.2 - 88.2)	1.4 (0.2 - 2.5)***
	1150	1108	1152	1151	1152	1150	124	1152

Note: CI = confidence interval.

* RSE is >= 15 and <=20%.

** RSE is > 20% and <30%.

*** RSE >= 30%

[1] Sexual violence includes unwanted sexual touching, unwanted attempted sex, physically forced sex, and pressured sex (sex through verbal persuasion, harassment, harassment, threats or tricks).
 [2] Physical violence includes slapping, pushing, shoving, shaking, or intentionally throwing something at to hurt, punching, kicking, whipping, or being beaten with an object, choking, smothering, trying to drown, or being burned intentionally, using or threatening to use a knife, gun, or other weapon by intimate partner, parent/adult relative, adult in the community or peer.
 [3] Psychological violence includes being told that you were unloved or did not deserve to be loved, being told that they wished you were dead or had never been born, or being ridiculed or put down, or threatened to get rid of you by a parent, adult caregiver or other adult relative.
 [4] This question was asked only among those who answered that they had at least one drink in the past 30 days.
 [5] This question was only asked among those who ever had suicidal thoughts.
 [6] STI (sexually transmitted infection) symptoms include genital sore/ulcer.

SECTION 10: Attitudes about domestic violence, gender, and sexual practices, and violence perpetration

Table 10.1.1. Attitudes about the acceptance of domestic violence [1] among 13-17 and 18-24-year-olds – Colombia Violence Against Children and Youth Survey (VACS), 2018.

	FEMALES % (95% CI)	MALES % (95% CI)	TOTAL % (95% CI)
Acceptance of one or more reasons for domestic violence, by age group			
	Females (n=663)	Males (n=625)	(n=1288)
13-17-year-olds	4.0 (1.2 - 6.9)***	8.3 (2.3 - 14.3)***	6.2 (2.8 - 9.6)**
	Females (n=741)	Males (n=672)	(n=1413)
18-24-year-olds	2.0 (0.0 - 4.6)***	3.7 (0.3 - 7.0)***	2.9 (0.8 - 5.0)***

Note: CI = confidence interval.

** RSE is > 20% and <30%.

*** RSE >= 30%

[1] Includes participants who endorsed one or more of the following: it is acceptable for a husband to beat his wife if she goes out without telling him; neglects the children; argues with him; refuses to have sex with him; is suspected of having an affair.
 ** RSE is > 20% and <30%.

Table 10.1.2. Endorsement of traditional norms about gender, sexual behavior, and intimate partner violence [1], among 13-17 and 18-24-year-olds – Colombia Violence Against Children and Youth Survey (VACS), 2018.

	FEMALES % (95% CI)	MALES % (95% CI)	TOTAL % (95% CI)
	Females (n=662)	Males (n=625)	(n=1287)
13-17-year-olds	18.0 (12.0 - 24.0)*	41.0 (32.0 - 49.9)	29.7 (23.7 - 35.7)
	Females (n=741)	Males (n=672)	(n=1413)
18-24-year-olds	18.9 (12.1 - 25.6)*	39.3 (29.4 - 49.2)	29.3 (23.2 - 35.5)

Note: CI = confidence interval.

* RSE is >= 15 and <=20%.

[1] Includes participants who endorsed one or more of the following: men decide when to have sex; men need more sex than women; men need other women; women who carry condoms are "loose;" women should tolerate violence to keep the family together.

Table 10.2.1. Physical violence [1] perpetration by age group – Colombia Violence Against Children and Youth Survey (VACS), 2018.

	FEMALES % (95% CI)	MALES % (95% CI)	TOTAL % (95% CI)
Physical violence perpetration			
	Females (n=664)	Males (n=621)	(n=1285)
13-17-year-olds	14.1 (8.1 - 20.0)**	22.5 (13.7 - 31.3)*	18.4 (12.9 - 23.8)*
	Females (n=740)	Males (n=674)	(n=1414)
18-24-year-olds	15.6 (10.5 - 20.8)*	25.6 (16.5 - 34.7)*	20.7 (15.3 - 26.2)

Note: CI = confidence interval.

* RSE is >= 15 and <=20%.

** RSE is > 20% and <30%.

[1] Physical violence includes slapping, pushing, shoving, shaking, or intentionally threw something at to hurt, punching, kicking, whipping, or being beaten with an object, choking, smothering, trying to drown, or being burned intentionally, using or threatening to use a knife, gun, or other weapon by intimate partner, parent/ adult relative, adult in the community or peer., or being burned intentionally, using or threatening to use a knife, gun, or other weapon or forcing another person to have sex when they did not want to.

Table 10.2.2. Physical violence [1] perpetration by experience of sexual violence [2] and physical violence before age 18, among 18-24-year-olds – Colombia Violence Against Children and Youth Survey (VACS), 2018.

	FEMALES % (95% CI)	MALES % (95% CI)	TOTAL % (95% CI)
Physical violence perpetration by experience of childhood sexual violence			
	Females (n=131)	Males (n=46)	(n=177)
Experienced childhood sexual violence	37.2 (18.5 - 56.0)**	33.2 (11.3 - 55.0)***	35.8 (21.5 - 50.2)**
	Females (n=609)	Males (n=628)	(n=1237)
No childhood sexual violence	11.7 (7.0 - 16.5)**	24.9 (15.3 - 34.5)*	18.8 (12.9 - 24.6)*
Physical violence perpetration by experience of childhood physical violence			
	Females (n=238)	Males (n=275)	(n=513)
Experienced childhood physical violence	31.4 (21.1 - 41.7)*	47.5 (32.2 - 62.8)*	41.1 (30.4 - 51.7)
	Females (n=502)	Males (n=399)	(n=901)
No childhood physical violence	10.0 (4.2 - 15.7)**	12.4 (3.7 - 21.1)***	11.1 (6.0 - 16.2)**

Note: CI = confidence interval.

* RSE is >= 15 and <=20%.

** RSE is > 20% and <30%.

*** RSE >= 30%

[1] Physical violence includes slapping, pushing, shoving, shaking, or intentionally threw something at to hurt, punching, kicking, whipping, or being beaten with an object, choking, smothering, trying to drown, or being burned intentionally, using or threatening to use a knife, gun, or other weapon by intimate partner, parent/ adult relative, adult in the community or peer.

[2] Sexual violence includes unwanted sexual touching, unwanted attempted sex, physically forced sex, and pressured sex (sex through verbal persuasion, harassment, threats or tricks).

Table 10.2.3. Physical violence [1] perpetration by experience of sexual violence [2] and physical violence in the past 12 months, among 13-17-year-olds – Colombia Violence Against Children and Youth Survey (VACS), 2018.

	FEMALES % (95% CI)	MALES % (95% CI)	TOTAL % (95% CI)
Physical violence perpetration by experience of sexual violence			
	Females (n=47)	Males (n=31)	(n=78)
Experienced sexual violence	27.5 (2.8 - 52.3)***	29.9 (1.8 - 58.0)***	28.3 (9.4 - 47.2)***
	Females (n=616)	Males (n=590)	(n=1206)
No sexual violence	12.9 (6.4 - 19.4)**	22.2 (12.9 - 31.4)**	17.7 (11.9 - 23.5)*
Physical violence perpetration by experience of physical violence			
	Females (n=104)	Males (n=118)	(n=222)
Experienced physical violence	46.4 (20.8 - 72.0)**	35.0 (21.1 - 48.9)**	39.9 (26.3 - 53.4)*
	Females (n=560)	Males (n=503)	(n=1063)
No physical violence	7.2 (3.6 - 10.9)**	18.8 (8.4 - 29.2)**	12.9 (7.2 - 18.7)**

Note: CI = confidence interval.

* RSE is >= 15 and <=20%.

** RSE is > 20% and <30%.

*** RSE >= 30%

[1] Physical violence includes slapping, pushing, shoving, shaking, or intentionally threw something at to hurt, punching, kicking, whipping, or being beaten with an object, choking, smothering, trying to drown, or being burned intentionally, using or threatening to use a knife, gun, or other weapon, or forcing another person to have sex when they did not want to.

[2] Sexual violence includes unwanted sexual touching, unwanted attempted sex, physically forced sex, and pressured sex (sex through verbal persuasion, harassment, threats or tricks).

Table 10.3.1. Intimate partner [1] violence perpetration [2], among 18-24-year-olds who ever had a partner – Colombia Violence Against Children and Youth Survey (VACS), 2018.

	FEMALES % (95% CI)	MALES % (95% CI)	TOTAL % (95% CI)
	Females (n=689)	Males (n=609)	(n=1298)
Perpetrated physical intimate partner violence	13.4 (8.3 - 18.5)*	6.0 (3.2 - 8.9)**	9.7 (6.7 - 12.7)*

Note: CI = confidence interval.

* RSE is >= 15 and <=20%.

** RSE is > 20% and <30%.

[1] Intimate partner includes current or previous boyfriend, girlfriend, romantic partner, husband or wife.
[2] Violence perpetration includes slapping, pushing, shoving, shaking, or intentionally threw something at to hurt, punching, kicking, whipping, or being beaten with an object, choking, smothering, trying to drown, or being burned intentionally, using or threatening to use a knife, gun, or other weapon, or forcing another person to have sex when they did not want to.

Table 10.3.2. Intimate partner [1] violence perpetration [2], among 13-17-year-olds who ever had a partner – Colombia Violence Against Children and Youth Survey (VACS), 2018.

	FEMALES % (95% CI)	MALES % (95% CI)	TOTAL % (95% CI)
	Females (n=387)	Males (n=402)	(n=789)
Perpetrated physical intimate partner violence	11.9 (5.0 - 18.8)**	2.0 (0.3 - 3.6)***	6.4 (3.1 - 9.6)**

Note: CI = confidence interval.

** RSE is > 20% and <30%.

*** RSE >= 30%

[1] Intimate partner includes current or previous boyfriend, girlfriend, romantic partner, husband or wife.
[2] Violence perpetration includes slapping, pushing, shoving, shaking, or intentionally threw something at to hurt, punching, kicking, whipping, or being beaten with an object, choking, smothering, trying to drown, or being burned intentionally, using or threatening to use a knife, gun, or other weapon, or forcing another person to have sex when they did not want to.

SECTION 11: Characteristics associated with violence

Table 11.1 Characteristics of 18-24-year-olds by experience of any violence in the past 12 months – Colombia Violence Against Children and Youth Survey (VACS), 2018.

	Any Violence [1,2,3]					
	FEMALES		MALES		TOTAL	
	n †	% (95% CI)	n	% (95% CI)	n	% (95% CI)
Violence and having witnessed acts of violence in the home						
Among young people who witnessed acts of violence in the home before the age of 18	270	27.4 (17.6 - 37.2)*	200	38.6 (27.0 - 50.2)*	470	32.1 (24.6 - 39.6)
Among young people who did not witness acts of violence in the home before the age of 18	466	18.7 (8.4 - 29.1)**	472	10.7 (4.9 - 16.4)**	938	14.2 (8.6 - 19.8)**
Violence and orphan status (lost one or both parents in childhood)						
Among orphans before age 18	112	25.8 (4.6 - 47.0)***	84	29.5 (4.7 - 54.2)***	196	27.7 (11.5 - 43.9)**
Among non-orphans	602	21.5 (14.6 - 28.5)*	564	15.2 (10.3 - 20.1)*	1166	18.3 (13.9 - 22.6)
Violence and school completion						
Among youth who completed primary school or less	40	9.1 (0.0 - 19.4)***	45	32.7 (2.6 - 62.8)***	85	19.4 (2.6 - 36.1)***
Among youth who completed secondary school or more	699	22.8 (14.5 - 31.2)*	627	17.2 (12.5 - 21.9)	1326	19.9 (15.1 - 24.7)
Violence and working for money or other payment in the past 12 months						
Among youth who worked for money or other payment	395	22.6 (13.9 - 31.3)*	482	17.0 (11.9 - 22.1)*	877	19.3 (14.6 - 24.1)
Among youth who did not work for money or other payment	345	20.8 (9.8 - 31.7)**	192	20.3 (7.5 - 33.1)***	537	20.6 (12.3 - 28.8)**
Violence and marriage or cohabitation						
Among youth who are married or cohabitating	386	24.6 (15.6 - 33.7)*	199	27.9 (18.0 - 37.9)*	585	26.0 (19.3 - 32.7)
Among youth who are unmarried and not cohabitating	354	18.6 (8.0 - 29.2)**	474	12.8 (8.2 - 17.5)*	827	15.2 (9.9 - 20.4)*

	Any Violence [1,2,3]					
	FEMALES		MALES		TOTAL	
	n †	% (95% CI)	n	% (95% CI)	n	% (95% CI)
Violence and food or material insecurity						
Among youth who experienced food or material insecurity	164	19.4 (7.9 - 30.8)***	145	21.2 (9.9 - 32.6)**	309	20.2 (12.1 - 28.3)**
Among youth who did not experience food or material insecurity	111	11.4 (0.0 - 22.8)***	132	14.6 (6.0 - 23.1)**	243	13.4 (6.8 - 20.1)**
Violence and receipt of remittances in the past 3 years [4]						
Among youth who received remittances	38	8.4 (0.0 - 19.9)***	21	24.0 (0.0 - 51.5)***	59	12.8 (0.0 - 26.1)***
Among youth who did not receive remittances	694	22.7 (14.5 - 31.0)*	647	18.1 (13.3 - 23.0)	1341	20.4 (15.6 - 25.1)
Violence and separation from mother or father for 6 months or more in childhood [5]						
Among youth who were separated from one or both parents	216	32.0 (17.9 - 46.1)**	188	21.6 (11.6 - 31.6)**	404	27.0 (17.7 - 36.3)*
Among youth who were not separated	369	13.7 (8.3 - 19.1)*	363	11.9 (6.5 - 17.4)**	732	12.8 (8.9 - 16.6)*

Note: CI = confidence interval.

† N represents denominator of section.

* RSE is >= 15 and <=20%.

** RSE is > 20% and <30%.

*** RSE >= 30%

[1] Sexual violence includes unwanted sexual touching, unwanted attempted sex, physically forced sex, and pressured sex (sex through verbal persuasion, harassment, threats or tricks).

[2] Physical violence includes punching, slapping, kicking, whipping, lashing, poking with an object, choking, smothering, trying to drown, burning intentionally, using or threatening to use a gun, knife, screwdriver, softball bat, knobkerrie, gun, or other weapon.

[3] Psychological violence includes being told that you were unloved or did not deserve to be loved, being told that they wished you were dead or had never been born, or being ridiculed or put down, or threatened to get rid of you by a parent, adult caregiver or other adult relative.

[4] Receives remittances includes those who received money or goods from other countries in the last 3 years.

[5] Separated from mother or father includes those whose mother or whose father lived away from them for at least 6 months before the age of 18.

Table 11.2 Characteristics of 13-17-year-olds by experience of any violence in the past 12 months – Colombia Violence Against Children and Youth Survey (VACS), 2018.

	Any Violence [1,2,3]					
	FEMALES		MALES		TOTAL	
	n †	% (95% CI)	n	% (95% CI)	n	% (95% CI)
Violence and having witnessed violence at home						
Among youth who witnessed violence at home	71	62.4 (42.1 - 82.7)*	65	40.3 (19.0 - 61.6)**	136	47.8 (31.9 - 63.8)*
Among youth who did not witness violence at home	490	18.6 (11.3 - 25.8)*	459	26.7 (16.2 - 37.1)*	949	22.5 (16.1 - 28.8)
Violence and orphan status (lost one or both parents in childhood)						
Among orphans	59	40.8 (12.6 - 69.0)***	53	18.1 (1.3 - 34.9)***	112	30.7 (11.7 - 49.6)***
Among non-orphans	585	25.9 (17.0 - 34.8)*	543	29.1 (19.8 - 38.3)*	1128	27.5 (21.1 - 33.9)
Violence and school attendance						
Among youth not attending school	82	40.8 (23.1 - 58.4)**	70	36.8 (9.5 - 64.0)***	152	38.5 (20.8 - 56.2)**
Among youth currently attending school	570	25.9 (16.1 - 35.7)*	543	27.7 (18.6 - 36.8)*	1113	26.8 (20.1 - 33.5)
Violence and working for money or other payment in the past 12 months						
Among youth who worked for money or other payment	84	51.8 (29.3 - 74.3)**	135	34.5 (16.0 - 53.1)**	219	38.4 (22.7 - 54.1)**
Among youth who did not work for money or other payment	581	24.6 (14.8 - 34.4)**	490	26.0 (17.5 - 34.5)*	1071	25.2 (18.5 - 31.9)
Violence and marriage or cohabitation						
Among youth who are married or cohabitating	61	63.4 (41.1 - 85.0)	15	72.4 (39.4 - 100.0)**	76	65.2 (46.4 - 84.1)
Among youth who are unmarried and not cohabitating	603	24.9 (15.9 - 34.0)*	609	28.3 (19.4 - 37.3)*	1211	26.7 (20.4 - 33.0)

	Any Violence [1,2,3]					
	FEMALES		MALES		TOTAL	
	n †	% (95% CI)	n	% (95% CI)	n	% (95% CI)
Violence and food or material insecurity						
Among youth who experienced food or material insecurity	269	25.0 (14.0 - 36.0)**	265	22.1 (12.1 - 32.1)**	534	23.6 (16.2 - 31.0)*
Among youth who did not experience food or material insecurity	224	25.0 (11.7 - 38.3)**	226	35.1 (19.8 - 50.3)**	449	30.3 (20.0 - 40.5)*
Violence and separation from mother or father for 6 months or more in childhood [4]						
Among youth who were separated from one or both parents	187	39.3 (19.1 - 59.5)**	208	25.0 (13.0 - 37.0)**	395	31.6 (19.7 - 43.5)*
Among youth who were not separated	468	21.2 (12.2 - 30.2)**	416	31.1 (20.5 - 41.8)*	884	26.1 (19.0 - 33.2)

Note: CI = confidence interval.

† N represents denominator of section.

* RSE is >= 15 and <=20%.

** RSE is > 20% and <30%.

*** RSE >= 30%

[1] Sexual violence includes unwanted sexual touching, unwanted attempted sex, physically forced sex, and pressured sex (sex through verbal persuasion, harassment, threats or tricks).

[2] Physical violence includes punching, slapping, kicking, whipping, lashing, poking with an object, choking, smothering, trying to drown, burning intentionally, using or threatening to use a gun, knife, screwdriver, soft-ball bat, knobkerrie, gun, or other weapon.

[3] Psychological violence includes being told that you were unloved or did not deserve to be loved, being told that they wished you were dead or had never been born, or being ridiculed or put down, or threatened to get rid of you by a parent, adult caregiver or other adult relative.

[4] Separated from mother or father includes those whose mother or whose father lived away from them for at least 6 months before the age of 18.

INSPIRE indicators

Table N. Norms and values related to the justification of violence among 18-24-year-olds – Colombia Violence Against Children and Youth Survey (VACS), 2018.

	FEMALES % (95% CI)	MALES % (95% CI)	TOTAL % (95% CI)
	Females (n=731)	Males (n=657)	(n=1388)
Agreement with necessity of corporal punishment by parents	11.7 (6.8 - 16.6)**	17.5 (11.4 - 23.6)*	14.6 (10.7 - 18.5)
	Females (n=740)	Males (n=673)	(n=1413)
Agreement with necessity of corporal punishment by teachers	2.9 (0.0 - 6.9)***	4.0 (1.0 - 7.0)***	3.5 (1.0 - 5.9)***
	Females (n=741)	Males (n=672)	(n=1413)
Attitudes about the acceptability of domestic violence [1]	2.0 (0.0 - 4.6)***	3.7 (0.3 - 7.0)***	2.9 (0.8 - 5.0)***
	Females (n=741)	Males (n=672)	(n=1413)
Beliefs about gender, sexual practices, and intimate partner violence [2]	18.9 (12.1 - 25.6)*	39.3 (29.4 - 49.2)	29.3 (23.2 - 35.5)

Note: CI = confidence interval.

* RSE is >= 15 and <=20%.

** RSE is > 20% and <30%.

*** RSE >= 30%

[1] Includes participants who endorsed one or more of the following: it is acceptable for a husband to beat his wife if she: goes out without telling him; neglects the children; argues with him; refuses to have sex with him; is suspected of having an affair.

[2] Includes participants who endorsed one or more of the following: men decide when to have sex; men need more sex than women; men need other women; women who carry condoms are “loose;” women should tolerate violence to keep the family together.

Table S.1. Safe environments: weapon-carrying and safety among 13-17-year-olds – Colombia Violence Against Children and Youth Survey (VACS), 2018.

	FEMALES % (95% CI)	MALES % (95% CI)	TOTAL % (95% CI)
	Females (n=663)	Males (n=624)	(n=1287)
Missing school or not leaving home due to fear of violence in the past 30 days (among those who are attending school)	3.8 (1.0 - 6.7)***	5.0 (1.2 - 8.7)***	4.4 (2.0 - 6.8)**
	Females (n=663)	Males (n=623)	(n=1286)
Agreement with necessity of corporal punishment by teachers	4.1 (0.0 - 8.3)***	10.0 (4.3 - 15.6)**	7.1 (3.6 - 10.6)**

Note: CI = confidence interval. [1] Weapons include gun, knife, machete, or club.

** RSE is > 20% and <30%.

*** RSE >= 30%

Table S.2. Perpetrators of violence in the past 12 months who were also involved in community violence among 13-17 and 18-24-year-olds who experienced violence in the past 12 months – Colombia Violence Against Children and Youth Survey (VACS), 2018.

	FEMALES % (95% CI)	MALES % (95% CI)	TOTAL % (95% CI)
	Females (n=97)	Males (n=114)	(n=211)
Perpetrator [1] of physical violence was also involved in community violence, among 13-17-year-olds	21.9 (0.0 - 46.7)***	26.9 (13.9 - 39.8)**	24.8 (12.3 - 37.4)**
	Females (n=104)	Males (n=98)	(n=202)
Perpetrator [1] of physical violence was also involved in community violence, among 18-24-year-olds	27.7 (6.3 - 49.1)***	35.7 (19.2 - 52.2)**	31.5 (18.2 - 44.7)**

Note: CI = confidence interval.

** RSE is > 20% and <30%.

*** RSE >= 30%

[1] Includes perpetrator of intimate partner, peer, parent and other caregiver or community adult physical violence.

Table P. Parent and caregiver support and parent-youth relationships among 13-17-year-olds – Colombia Violence Against Children and Youth Survey (VACS), 2018.

	FEMALES % (95% CI)	MALES % (95% CI)	TOTAL % (95% CI)
	Females (n=649)	Males (n=599)	(n=1248)
Closeness between mother and youth	91.7 (86.4 - 97.0)	92.8 (88.0 - 97.6)	92.2 (88.7 - 95.8)
	Females (n=630)	Males (n=585)	(n=1215)
Easy to talk to mother	71.6 (61.7 - 81.5)	78.8 (71.1 - 86.5)	75.2 (68.8 - 81.6)
	Females (n=604)	Males (n=584)	(n=1188)
Parent monitoring and supervision	91.7 (87.2 - 96.3)	87.5 (80.2 - 94.9)	89.5 (85.0 - 94.0)

Note: CI = confidence interval.
 * RSE is >= 15 and <=20%.
 ** RSE is > 20% and <30%.

Table I.1. Income and economic strengthening among 13-17-year-olds – Colombia Violence Against Children and Youth Survey (VACS), 2018.

	FEMALES % (95% CI)	MALES % (95% CI)	TOTAL % (95% CI)
	Females (n=545)	Males (n=540)	(n=1085)
Food insecurity [1]	24.9 (16.3 - 33.4)*	15.8 (9.1 - 22.4)**	20.3 (14.9 - 25.8)

Note: CI = confidence interval. [1] Food insecurity includes participants who indicated that their household does not have enough money for food.
 * RSE is >= 15 and <=20%.
 ** RSE is > 20% and <30%.

Table I.2. Income and economic strengthening among 13-17-year-olds – Colombia Violence Against Children and Youth Survey (VACS), 2018.

	FEMALES % (95% CI)	MALES % (95% CI)
	Females (n=223)	Males (n=177)
Women's economic empowerment: decision-making among married or cohabitating women	98.2 (96.6 - 99.9)	N/A

Note: CI = confidence interval.
 ** RSE is > 20% and <30%.

Table E.1. Education and life skills among 13-17-year-olds – Colombia Violence Against Children and Youth Survey (VACS), 2018.

	FEMALES % (95% CI)	MALES % (95% CI)	TOTAL % (95% CI)
	Females (n=652)	Males (n=613)	(n=1265)
Current school enrollment	87.9 (82.3 - 93.5)	84.4 (75.3 - 93.4)	86.1 (80.7 - 91.5)
	Females (n=620)	Males (n=620)	(n=1240)
Binge drinking in the past 30 days	15.1 (10.0 - 20.3)*	24.0 (15.7 - 32.3)*	19.8 (14.8 - 24.8)
	Females (n=665)	Males (n=624)	(n=1289)
Physical fighting in the past 12 months	10.8 (5.8 - 15.9)**	28.7 (19.8 - 37.7)*	19.9 (14.5 - 25.3)

Note: CI = confidence interval.
 ** RSE is > 20% and <30%.

Table E.2. Education and life skills among 18-24-year-olds – Colombia Violence Against Children and Youth Survey (VACS), 2018.

	FEMALES % (95% CI)	MALES % (95% CI)	TOTAL % (95% CI)
	Females (n=724)	Males (n=656)	(n=1380)
Early sexual debut (first sex at or before age 15)	33.0 (26.1 - 39.9)	36.2 (28.7 - 43.6)	34.6 (29.4 - 39.8)
	Females (n=662)	Males	
Early pregnancy (before age 18 among women who ever had sex)	30.5 (23.7 - 37.4)	N/A	
	Females (n=740)	Males (n=673)	(n=1413)
Married or lived with someone as if married before age 18	28.8 (21.9 - 35.6)	12.2 (6.5 - 17.9)**	20.3 (15.8 - 24.8)

Note: CI = confidence interval.
 * RSE is >= 15 and <=20%.
 ** RSE is > 20% and <30%.
 *** RSE >= 30%

Appendix A.2:
Colombia VACS data tables
(Priority municipalities)

SECTION 3: Background characteristics

Table MP 3.1.1. Background characteristics of 18-24-year-olds – Colombia Violence Against Children and Youth Survey (VACS), 2018.

	FEMALES % (95% CI)	MALES % (95% CI)	TOTAL % (95% CI)
Education Status	Females (n=702)	Males (n=563)	(n=1265)
Never attended school	2.2 (0.0 - 5.1)***	3.6 (1.3 - 5.9)***	2.9 (1.0 - 4.8)***
Attending/completed primary school	5.6 (3.3 - 7.8)**	12.0 (6.1 - 17.9)**	8.9 (5.6 - 12.2)*
Attending/completed secondary school	77.6 (69.2 - 85.9)	71.1 (63.6 - 78.6)	74.3 (68.7 - 79.9)
Higher than secondary school	14.7 (7.4 - 22.0)**	13.3 (7.2 - 19.4)**	14.0 (9.3 - 18.7)*
Orphan Status Before Age 18	Females (n=670)	Males (n=543)	(n=1213)
Not an orphan before age 18	87.4 (83.3 - 91.5)	88.8 (84.7 - 93.0)	88.1 (85.2 - 91.0)
Single or double orphan before age 18	12.6 (8.5 - 16.7)*	11.2 (7.0 - 15.3)*	11.9 (9.0 - 14.8)
Socioeconomic Indicators	Females (n=703)	Males (n=563)	(n=1266)
Worked for money or other payment in the past 12 months [1]	52.1 (44.6 - 59.6)	72.1 (64.6 - 79.6)	62.3 (56.7 - 68.0)
	Females (n=187)	Males (n=167)	(n=354)
Experienced food insecurity	34.5 (23.3 - 45.8)*	22.1 (12.0 - 32.2)**	27.8 (20.2 - 35.4)
Remittances in the Past 3 Years	Females (n=701)	Males (n=563)	(n=1264)
Received money or goods from other countries	1.5 (0.3 - 2.8)***	1.6 (0.5 - 2.8)***	1.6 (0.7 - 2.5)**
Did not receive remittances	98.5 (97.2 - 99.7)	98.4 (97.2 - 99.5)	98.4 (97.5 - 99.3)
Sexual Orientation	Females (n=688)	Males (n=553)	(n=1241)
Heterosexual or straight	95.6 (92.4 - 98.9)	97.8 (95.8 - 99.8)	96.7 (94.8 - 98.6)
Sexual minority [2]	4.4 (1.1 - 7.6)***	2.2 (0.2 - 4.2)***	3.3 (1.4 - 5.2)**

Note: CI = confidence interval.
 * RSE is >= 15 and <=20%.
 ** RSE is > 20% and <30%.
 *** RSE >= 30%

[1] Includes only persons who reported having engaged in any work as an employee, or self-employed individual at any time during the past 12 months.
 [2] Includes homosexual, gay, lesbian, or bisexual

Table MP 3.1.2. Location of work among 18-24-year-olds who have worked in the past 12 months – Colombia Violence Against Children and Youth Survey (VACS), 2018.

	FEMALES % (95% CI)	MALES % (95% CI)	TOTAL % (95% CI)
	Females (n=367)	Males (n=441)	(n=808)
Fixed setting (office, factory, etc.)	48.6 (38.3 - 59.0)	25.0 (17.1 - 32.9)*	34.7 (28.0 - 41.4)
In a domestic setting [1]	32.6 (22.7 - 42.6)*	7.6 (1.7 - 13.5)***	17.9 (12.3 - 23.4)*
Outdoors and other [2]	18.7 (10.7 - 26.8)**	67.4 (57.4 - 77.4)	47.5 (39.8 - 55.1)

Note: CI = confidence interval.
 * RSE is >= 15 and <=20%.
 ** RSE is > 20% and <30%.
 *** RSE >= 30%

[1] Includes only persons who reported having engaged in any work as an employee, or self-employed individual at any time during the past 12 months.
 [2] Includes homosexual, gay, lesbian, or bisexual

Table MP 3.1.3. Migration history of 18-24-year-olds – Colombia Violence Against Children and Youth Survey (VACS), 2018.

	FEMALES % (95% CI)	MALES % (95% CI)	TOTAL % (95% CI)
Parents' Migration History	Females (n=664)	Males (n=520)	(n=1184)
Mother lived away for 6 months or more in childhood	17.5 (12.6 - 22.5)	24.2 (17.5 - 30.8)	20.9 (16.6 - 25.2)
	Females (n=153)	Males (n=105)	(n=258)
Average age of children when mother moved away (among those whose mother lived away for at least 6 months)	11.7 (10.1 - 13.4) years	13.2 (11.6 - 14.8) years	12.6 (11.4 - 13.8) years
	Females (n=578)	Males (n=448)	(n=1026)
Father lived away for 6 months or more in childhood	27.4 (20.8 - 34.1)	26.6 (19.3 - 33.9)	27.0 (22.1 - 32.0)
	Females (n=179)	Males (n=126)	(n=305)
Average age of children when father moved away (among those whose father lived away for at least 6 months)	8.5 (6.6 - 10.5) years	9.7 (8.5 - 11.0) years	9.1 (7.9 - 10.3) years
	Females (n=664)	Males (n=520)	(n=1184)
Mother lived away for 6 months or more in childhood, internal displacement	16.7 (11.7 - 21.6)*	23.2 (16.5 - 29.8)	20.0 (15.7 - 24.2)
Mother lived away for 6 months or more in childhood, moved abroad	0.8 (0.2 - 1.5)***	1.0 (0.1 - 1.9)***	0.9 (0.4 - 1.5)***
	Females (n=578)	Males (n=448)	(n=1026)
Father lived away for 6 months or more in childhood, internal displacement	25.4 (18.8 - 32.0)	24.0 (16.8 - 31.3)*	24.7 (19.8 - 29.6)
Father lived away for 6 months or more in childhood, moved abroad	2.0 (0.5 - 3.5)***	2.6 (0.8 - 4.3)***	2.3 (1.1 - 3.4)**
Individuals' Migration History	Females (n=703)	Males (n=563)	(n=1266)
Ever lived abroad and returned to Colombia	4.4 (2.2 - 6.5)**	4.6 (2.1 - 7.2)**	4.5 (2.8 - 6.2)*
	Females (n=36)	Males (n=25)	(n=61)
Average age of children when moved abroad (among those who ever lived abroad)	16.9 (14.7 - 19.1) years	15.2 (13.1 - 17.3) years	16.0 (14.3 - 17.7) years

Note: CI = confidence interval.
 * RSE is >= 15 and <=20%.
 ** RSE is > 20% and <30%.
 *** RSE >= 30%

Table MP 3.1.4. Relationship and sexual history of 18-24-year-olds – Colombia Violence Against Children and Youth Survey (VACS), 2018.

	FEMALES % (95% CI)	MALES % (95% CI)	TOTAL % (95% CI)
	Females (n=703)	Males (n=564)	(n=1267)
Ever been married or lived with someone as if married	53.8 (46.2 - 61.4)	36.1 (29.0 - 43.2)	44.8 (39.5 - 50.1)
	Females (n=702)	Males (n=564)	(n=1266)
Married or lived with someone as if married before age 18	31.5 (23.5 - 39.5)	8.3 (4.7 - 12.0)**	19.6 (14.9 - 24.3)
	Females (n=691)	Males (n=564)	(n=1255)
Ever had sex [1]	94.7 (91.9 - 97.5)	90.4 (86.7 - 94.0)	92.5 (90.1 - 94.8)
	Females (n=670)	Males (n=553)	(n=1223)
Had sex before age 18	79.2 (74.2 - 84.3)	75.8 (70.3 - 81.2)	77.5 (73.7 - 81.2)
	Females (n=628)	Males (n=492)	(n=1120)
Average age of first sex (among those who ever had sex)	15.8 (15.5 - 16.0) years	15.3 (14.9 - 15.6) years	15.5 (15.3 - 15.7) years

Note: CI = confidence interval.
 ** RSE is > 20% and <30%.
 [1] Sex includes vaginal, oral, or anal sex or the insertion of an object into your vagina or anus by someone else.

Table MP 3.2.1. Background characteristics of 13-17-year-olds – Colombia Violence Against Children and Youth Survey (VACS), 2018.

	FEMALES % (95% CI)	MALES % (95% CI)	TOTAL % (95% CI)
Education Status	Females (n=598)	Males (n=647)	(n=1245)
Never attended school	1.7 (0.1 - 3.3)***	0.3 (0.0 - 0.7)***	1.0 (0.2 - 1.8)***
Attending/completed primary school	8.9 (4.6 - 13.1)**	13.2 (8.1 - 18.3)*	11.1 (7.7 - 14.4)*
Attending/completed secondary school or higher than secondary school	89.4 (84.8 - 94.0)	86.5 (81.3 - 91.6)	87.9 (84.4 - 91.4)
Current Orphan Status	Females (n=583)	Males (n=622)	(n=1205)
Not an orphan before age 18	87.3 (80.9 - 93.8)	88.7 (84.4 - 92.9)	88.0 (84.2 - 91.9)
Single or double orphan	12.7 (6.2 - 19.1)**	11.3 (7.1 - 15.6)*	12.0 (8.1 - 15.8)*
Socioeconomic Indicators	Females (n=599)	Males (n=646)	(n=1245)
Worked for money or other payment in the past 12 months [1]	7.9 (5.0 - 10.8)*	26.0 (19.1 - 32.9)	17.1 (13.0 - 21.3)
	Females (n=585)	Males (n=644)	(n=1229)
Currently enrolled in school	82.9 (75.9 - 89.9)	83.6 (78.1 - 89.2)	83.3 (78.9 - 87.7)
	Females (n=478)	Males (n=498)	(n=976)
Experienced food insecurity	33.3 (25.5 - 41.0)	26.7 (18.9 - 34.5)	30.0 (24.5 - 35.5)
Remittances in the Past 3 Years	Females (n=595)	Males (n=639)	(n=1234)
Received money or goods from other countries	1.7 (0.3 - 3.2)***	0.9 (0.1 - 1.7)***	1.3 (0.5 - 2.1)***
Did not receive remittances	98.3 (96.8 - 99.7)	99.1 (98.3 - 99.9)	98.7 (97.9 - 99.5)
Sexual Orientation	Females (n=545)	Males (n=629)	(n=1174)
Heterosexual or straight	95.7 (92.0 - 99.5)	97.3 (95.0 - 99.5)	96.5 (94.4 - 98.7)
Sexual minority [2]	4.3 (0.5 - 8.0)***	2.7 (0.5 - 5.0)***	3.5 (1.3 - 5.6)***

Note: CI = confidence interval.
 * RSE is >= 15 and <=20%.
 ** RSE is > 20% and <30%.
 *** RSE >= 30%

[1] Includes only persons who reported having engaged in any work as an employee, or self-employed individual at any time during the past 12 months.
 [2] Includes homosexual, gay, lesbian, or bisexual

Table MP 3.2.2. School attendance among 13-17-year-olds– Colombia Violence Against Children and Youth Survey (VACS), 2018.

	FEMALES % (95% CI)	MALES % (95% CI)	TOTAL % (95% CI)
	Females (n=585)	Males (n=644)	(n=1229)
Not currently attending school	17.1 (10.1 - 24.1)**	16.4 (10.8 - 21.9)*	16.7 (12.3 - 21.1)

Note: CI = confidence interval.
 * RSE is >= 15 and <=20%.
 ** RSE is > 20% and <30%.

Table MP 3.2.3. Location of work among 13-17-year-olds who have worked in the past 12 months – Colombia Violence Against Children and Youth Survey (VACS), 2018.

	FEMALES (n=74) % (95% CI)	MALES (n=197) % (95% CI)	TOTAL (n=271) % (95% CI)
Fixed setting (office, factory, etc.)	30.8 (15.6 - 45.9)**	14.1 (5.6 - 22.6)***	17.9 (10.2 - 25.6)**
In a domestic setting [1]	38.4 (22.1 - 54.7)**	13.1 (3.1 - 23.2)***	18.9 (10.0 - 27.8)**
Outdoors and other [2]	30.8 (10.7 - 50.9)***	72.7 (60.4 - 85.1)	63.3 (51.8 - 74.7)

Note: CI = confidence interval.
 * RSE is >= 15 and <=20%.
 ** RSE is > 20% and <30%.
 *** RSE >= 30%

[1] In participant's house or other houses.
 [2] Includes uncovered area in the street, countryside, rural area, sea or river, construction site, in a vehicle, or door to door.

Table MP 3.2.4. Migration history of 13-17-year-olds – Colombia Violence Against Children and Youth Survey (VACS), 2018.

	FEMALES % (95% CI)	MALES % (95% CI)	TOTAL % (95% CI)
Parents' Migration History	Females (n=585)	Males (n=631)	(n=1216)
Mother lived away for 6 months or more in childhood	14.1 (6.9 - 21.3)**	12.6 (8.5 - 16.7)*	13.3 (9.2 - 17.5)*
	Females (n=81)	Males (n=103)	(n=184)
Average age of children when mother moved away (among those whose mother lived away for at least 6 months)	9.8 (6.7 - 13.0) years	7.7 (5.8 - 9.7) years	8.8 (6.8 - 10.9) years
	Females (n=536)	Males (n=559)	(n=1095)
Father lived away for 6 months or more in childhood	27.5 (20.3 - 34.6)	22.5 (16.8 - 28.2)	24.9 (20.2 - 29.5)
	Females (n=164)	Males (n=160)	(n=324)
Average age of children when father moved away (among those whose father lived away for at least 6 months)	8.1 (6.5 - 9.6) years	6.9 (5.5 - 8.3) years	7.5 (6.4 - 8.7) years
	Females (n=585)	Males (n=631)	(n=1216)
Mother lived away for 6 months or more in childhood, internal displacement	10.3 (5.0 - 15.6)**	11.1 (7.1 - 15.1)*	10.7 (7.4 - 14.0)*
Mother lived away for 6 months or more in childhood, moved abroad	3.8 (0.0 - 9.4)***	1.5 (0.4 - 2.6)***	2.6 (0.0 - 5.5)***
	Females (n=536)	Males (n=559)	(n=1095)
Father lived away for 6 months or more in childhood, internal displacement	25.2 (18.1 - 32.3)	20.7 (15.1 - 26.3)	22.9 (18.3 - 27.4)
Father lived away for 6 months or more in childhood, moved abroad	2.3 (0.4 - 4.3)***	1.8 (0.6 - 3.0)***	2.0 (0.9 - 3.1)**
Individuals' Migration History	Females (n=598)	Males (n=647)	(n=1245)
Ever lived abroad and returned to Colombia	6.3 (0.4 - 12.2)***	2.1 (1.1 - 3.2)**	4.2 (1.1 - 7.2)***
	Females (n=24)	Males (n=20)	(n=44)
Average age of children when moved abroad (among those who ever lived abroad)	13.5 (11.8 - 15.2) years	8.0 (5.7 - 10.3) years	12.1 (9.7 - 14.4) years

Note: CI = confidence interval.
 * RSE is >= 15 and <=20%.
 ** RSE is > 20% and <30%.
 *** RSE >= 30%

Table MP 3.2.5. Relationship and sexual history of 13-17-year-olds – Colombia Violence Against Children and Youth Survey (VACS), 2018.

	FEMALES % (95% CI)	MALES % (95% CI)	TOTAL % (95% CI)
	Females (n=599)	Males (n=644)	(n=1243)
Ever been married or lived with someone as if married	11.7 (7.2 - 16.2)*	2.7 (0.6 - 4.8)***	7.1 (4.6 - 9.6)*
	Females (n=595)	Males (n=641)	(n=1236)
Ever had sex [1]	30.9 (22.9 - 38.9)	27.5 (21.1 - 33.9)	29.2 (24.1 - 34.2)

Note: CI = confidence interval.
 * RSE is >= 15 and <=20%.
 ** RSE is > 20% and <30%.
 *** RSE >= 30%

1] Sex includes vaginal, oral, or anal sex or the insertion of an object into your vagina or anus by someone else.

SECTION 4: Sexual violence in childhood

Table MP 4.1.1. Prevalence of sexual violence [1] before age 18, among 18-24-year-olds – Colombia Violence Against Children and Youth Survey (VACS), 2018.

	FEMALES % (95% CI)	MALES % (95% CI)	TOTAL % (95% CI)
	Females (n=699)	Males (n=564)	(n=1263)
Childhood sexual violence	17.8 (10.0 - 25.6)**	6.6 (3.1 - 10.1)**	12.1 (7.8 - 16.3)*

Note: CI = confidence interval.
* RSE is >= 15 and <=20%.
** RSE is > 20% and <30%.

[1] Sexual violence includes unwanted sexual touching, unwanted attempted sex, physically forced sex, and pressured sex (sex through verbal persuasion, harassment, threats or tricks).

Table MP 4.1.2. Prevalence of different types of sexual violence [1] before age 18, among 18-24-year-olds – Colombia Violence Against Children and Youth Survey (VACS), 2018.

	FEMALES % (95% CI)	MALES % (95% CI)	TOTAL % (95% CI)
	Females (n=649)	Males (n=528)	(n=1177)
Unwanted sexual touching in childhood	13.9 (5.9 - 21.8)**	4.2 (1.4 - 7.1)***	8.9 (4.7 - 13.2)**
	Females (n=693)	Males (n=560)	(n=1253)
Unwanted attempted sex in childhood	6.1 (2.2 - 10.1)***	2.4 (0.0 - 4.9)***	4.2 (2.0 - 6.5)**
	Females (n=690)	Males (n=561)	(n=1251)
Pressured sex [2] in childhood	3.3 (1.1 - 5.5)***	2.5 (0.0 - 5.4)***	2.9 (1.0 - 4.7)***
	Females (n=688)	Males (n=561)	(n=1249)
Physically forced sex in childhood	3.7 (1.3 - 6.1)***	0.5 (0.0 - 1.0)***	2.1 (0.9 - 3.3)**

Note: CI = confidence interval.
* RSE is >= 15 and <=20%.
** RSE is > 20% and <30%.
*** RSE >= 30%.

[1] Sexual violence includes unwanted sexual touching, unwanted attempted sex, physically forced sex, and pressured sex.
[2] Pressured sex includes sex through verbal persuasion, harassment, threats or tricks.

Table MP 4.1.3. Prevalence of sexual violence [1] before age 18, among 18-24-year-olds – Colombia Violence Against Children and Youth Survey (VACS), 2018.

	FEMALES % (95% CI)	MALES % (95% CI)	TOTAL % (95% CI)
	Females (n=99)	Males (n=27)	(n=126)
Mean age of first experience of sexual violence in childhood	11.0 (10.0 - 12.0) years	15.2 (13.3 - 17.2) years	11.9 (10.5 - 13.4) years

Note: CI = confidence interval.

[1] Sexual violence includes unwanted sexual touching, unwanted attempted sex, physically forced sex, and pressured sex (sex through verbal persuasion, harassment, threats or tricks)

Table MP 4.1.4. Prevalence of experiencing more than one incident of sexual violence [1], among 18-24-year-olds who experienced at least one incident of sexual violence before age 18 – Colombia Violence Against Children and Youth Survey (VACS), 2018

	FEMALES % (95% CI)	MALES % (95% CI)	TOTAL % (95% CI)
	Females (n=119)	Males (n=31)	(n=150)
Experienced multiple incidents of sexual violence in childhood	54.5 (39.0 - 70.1)	87.3 (72.0 - 100.0)	63.5 (48.9 - 78.1)

Note: CI = confidence interval.
* RSE is >= 15 and <=20%.

[1] Sexual violence includes unwanted sexual touching, unwanted attempted sex, physically forced sex, and pressured sex (sex through verbal persuasion, harassment, threats or tricks).

Table MP 4.1.5. Perpetrators of the first incidents of sexual violence [1], among 18-24-year-olds who experienced sexual violence before age 18 – Colombia Violence Against Children and Youth Survey (VACS), 2018.

	FEMALES % (95% CI)	MALES % (95% CI)	TOTAL % (95% CI)
	Females (n=119)	Males (n=34)	(n=153)
Current or Previous Spouse, Boyfriend/Girlfriend or Romantic Partner	14.7 (3.1 - 26.3)***	16.4 (0.0 - 41.5)***	15.2 (4.2 - 26.2)***
Family Member	49.1 (24.1 - 74.0)**	10.1 (0.0 - 22.2)***	38.2 (16.9 - 59.5)**
Friend/Classmate/Neighbor	38.9 (16.7 - 61.1)**	56.7 (25.3 - 88.1)**	43.9 (25.1 - 62.8)**
Other [2]	8.7 (2.8 - 14.6)***	32.7 (1.7 - 63.7)***	15.4 (4.1 - 26.6)***

Note: CI = confidence interval.
** RSE is > 20% and <30%.
*** RSE >= 30%

Note: Percentages may sum to >100% because some victims may have experienced multiple forms of sexual violence from different perpetrator types.

[1] Sexual violence includes unwanted sexual touching, unwanted attempted sex, physically forced sex, and pressured sex (sex through verbal persuasion, harassment, threats or tricks).
[2] Other includes teacher, police/security person, employer, community/religious leader, member of an illegal armed group, stranger.

Table MP 4.1.6. Perpetrators of sexual violence perceived to be 5 years older or more, among 18-24 year-olds who experienced first incident of sexual violence [1] before age 18 – Colombia Violence Against Children and Youth Survey (VACS), 2018.

	FEMALES % (95% CI)	MALES % (95% CI)	TOTAL % (95% CI)
	Females (n=89)	Males (n=23)	(n=112)
Perpetrator of sexual violence perceived to be 5 years older or more	93.8 (89.1 - 98.6)	22.7 (0.0 - 48.6)***	75.9 (57.6 - 94.2)

Note: CI = confidence interval.
* RSE is >= 15 and <=20%.
** RSE is > 20% and <30%.
*** RSE >= 30%

[1] Sexual violence includes unwanted sexual touching, unwanted attempted sex, physically forced sex, and pressured sex (sex through verbal persuasion, harassment, threats or tricks).

Table MP 4.1.7. Location of the first incident of sexual violence [1], among 18-24-year-olds who experienced sexual violence before age 18 – Colombia Violence Against Children and Youth Survey (VACS), 2018.

	FEMALES % (95% CI)	MALES % (95% CI)	TOTAL % (95% CI)
	Females (n=119)	Males (n=34)	(n=153)
Homes [2]	72.6 (52.6 - 92.7)	49.9 (23.0 - 76.7)**	66.3 (48.7 - 83.8)
Outdoor space [3], market/shop, or school	26.5 (6.4 - 46.6)***	46.8 (19.0 - 74.5)***	32.2 (14.5 - 49.8)**
Other [4]	5.3 (1.0 - 9.5)***	4.6 (0.0 - 10.0)***	5.1 (1.7 - 8.5)***

Note: CI = confidence interval.
* RSE is >= 15 and <=20%.
** RSE is > 20% and <30%.
*** RSE >= 30%

Note: Percentages may sum to >100% because some victims may have experienced multiple forms of sexual violence that may have happened at different locations.

[1] Sexual violence includes unwanted sexual touching, unwanted attempted sex, physically forced sex, and pressured sex (sex through verbal persuasion, harassment, threats or tricks).
[2] Includes participant's home, perpetrator's home, or someone else's home.
[3] Outdoor space includes on a road; lake, river, other body of water; field or other natural area.
[4] Other includes inside a car/bus, bar/restaurant/disco club, church and office.

Table MP 4.1.8. Time of day [1] of the first incident of sexual violence, among 18-24-year-olds who experienced sexual violence before age 18 – Colombia Violence Against Children and Youth Survey (VACS), 2018.

	FEMALES % (95% CI)	MALES % (95% CI)	TOTAL % (95% CI)
	Females (n=117)	Males (n=33)	(n=150)
Morning	24.1 (9.1 - 39.1)***	13.9 (0.0 - 28.3)***	21.4 (10.1 - 32.6)**
Afternoon	52.8 (29.2 - 76.4)**	49.8 (20.7 - 78.9)**	52.0 (32.9 - 71.1)*
Evening	25.5 (10.8 - 40.2)**	53.0 (24.8 - 81.2)**	32.9 (16.9 - 48.9)**
Late at night	2.8 (0.0 - 6.0)***	0	2.1 (0.0 - 4.2)***

Note: CI = confidence interval.
* RSE is >= 15 and <=20%.
** RSE is > 20% and <30%.
*** RSE >= 30%

Note: Percentages may sum to >100% because some victims may have experienced multiple forms of sexual violence that may have occurred at different time of the day.

[1] Morning refers to sunrise-noon, afternoon refers to noon-sunset, evening refers to sunset-midnight, and late at night refers to mid-night-sunrise.

Table MP 4.1.9. Disclosure, knowledge of services, service-seeking and receipt for any incident of sexual violence [1] among 18-24-year-olds who experienced any sexual violence– Colombia Violence Against Children and Youth Survey (VACS), 2018.

	FEMALES % (95% CI)	MALES % (95% CI)	TOTAL % (95% CI)
	Females (n=167)	Males (n=75)	(n=242)
Told someone about an experience of sexual violence	41.5 (23.6 - 59.4)**	45.2 (25.5 - 64.9)**	43.1 (29.6 - 56.5)*
Knew of a place to seek help about an experience of sexual violence	40.6 (26.6 - 54.5)*	73.9 (61.7 - 86.1)	54.4 (43.4 - 65.4)
Sought help for any experience of sexual violence	7.6 (0.0 - 20.2)***	1.1 (0.0 - 2.9)***	4.9 (0.0 - 12.4)***

Note: CI = confidence interval.
* RSE is >= 15 and <=20%.
** RSE is > 20% and <30%.
*** RSE >= 30%

[1] Sexual violence includes unwanted sexual touching, unwanted attempted sex, physically forced sex, and pressured sex (sex through verbal persuasion, harassment, threats or tricks).

Table MP 4.2.1. Prevalence of any sexual violence [1] in the past 12 months, among 13-17-year-olds – Colombia Violence Against Children and Youth Survey (VACS), 2018.

	FEMALES % (95% CI)	MALES % (95% CI)	TOTAL % (95% CI)
	Females (n=598)	Males (n=647)	(n=1245)
Sexual violence in the past 12 months	15.7 (9.4 - 22.0)**	8.5 (4.0 - 13.0)**	12.0 (8.1 - 15.9)*

Note: CI = confidence interval.
** RSE is > 20% and <30%.
*** RSE >= 30%

[1] Sexual violence includes unwanted sexual touching, unwanted attempted sex, physically forced sex, and pressured sex (sex through verbal persuasion, harassment, threats or tricks).

SECTION 5: Physical violence in childhood

Table MP 5.1.1. Prevalence of physical violence [1] before age 18, among 18-24-year-olds – Colombia Violence Against Children and Youth Survey (VACS), 2018.

	FEMALES % (95% CI)	MALES % (95% CI)	TOTAL % (95% CI)
	Females (n=703)	Males (n=564)	(n=1267)
Childhood physical violence	29.0 (22.7 - 35.2)	36.5 (29.2 - 43.9)	32.8 (27.9 - 37.8)

Note: CI = confidence interval.

[1] Physical violence includes slapping, pushing, shoving, shaking, or intentionally threw something at to hurt, punching, kicking, whipping, or being beaten with an object, choking, smothering, trying to drown, or being burned intentionally, using or threatening to use a knife, gun, or other weapon by intimate partner, parent/adult relative, adult in the community or peer.

Table MP 5.1.2. Prevalence of physical violence [1] before age 18 by perpetrator, among 18-24-year-olds – Colombia Violence Against Children and Youth Survey (VACS), 2018.

	FEMALES % (95% CI)	MALES % (95% CI)	TOTAL % (95% CI)
	Females (n=660)	Males (n=509)	(n=1169)
Intimate partner [2] physical violence	8.0 (4.5 - 11.4)**	3.9 (1.2 - 6.6)***	5.9 (3.7 - 8.1)*
	Females (n=699)	Males (n=548)	(n=1247)
Parent or adult relative physical violence	20.9 (15.2 - 26.5)	22.3 (15.5 - 29.1)*	21.6 (17.1 - 26.0)
	Females (n=703)	Males (n=561)	(n=1264)
Physical violence by an adult in the community	0.8 (0.2 - 1.4)***	3.8 (1.6 - 6.0)**	2.3 (1.2 - 3.5)**
	Females (n=700)	Males (n=557)	(n=1257)
Peer physical violence	8.2 (4.8 - 11.6)**	26.8 (20.0 - 33.5)	17.6 (13.4 - 21.8)

Note: CI = confidence interval.
* RSE is >= 15 and <=20%.
** RSE is > 20% and <30%.
*** RSE >= 30%

Note: Percentages may sum to >100% as youth may experience violence from more than one person.

[1] Physical violence includes slapping, pushing, shoving, shaking, or intentionally threw something at to hurt, punching, kicking, whipping, or being beaten with an object, choking, smothering, trying to drown, or being burned intentionally, using or threatening to use a knife, gun, or other weapon by intimate partner, parent/adult relative, adult in the community or peer.
[2] Among those who have an intimate partner.

Table MP 5.1.3. Age of the first experience of physical violence [1], among 18-24-year-olds who experienced any physical violence before age 18 – Colombia Violence Against Children and Youth Survey (VACS), 2018.

	FEMALES % (95% CI)	MALES % (95% CI)	TOTAL % (95% CI)
	Females (n=219)	Males (n=183)	(n=402)
5 or younger	5.2 (1.4 - 8.9)***	4.2 (0.0 - 9.8)***	4.6 (1.1 - 8.2)***
6-11 years	33.9 (23.6 - 44.2)*	38.6 (27.3 - 49.8)	36.5 (28.5 - 44.4)
12-17 years	61.0 (49.0 - 72.9)	57.2 (45.3 - 69.1)	58.9 (50.2 - 67.5)

Note: CI = confidence interval.
* RSE is >= 15 and <=20%.
** RSE is > 20% and <30%.
*** RSE >= 30%

[1] Physical violence includes slapping, pushing, shoving, shaking, or intentionally threw something at to hurt, punching, kicking, whipping, or being beaten with an object, choking, smothering, trying to drown, or being burned intentionally, using or threatening to use a knife, gun, or other weapon by intimate partner, parent/adult relative, adult in the community or peer.

Table MP 5.1.4. Disclosure, knowledge of services, service-seeking and receipt for any incident of physical violence [1], among 18-24-year-olds who experienced physical violence before 18 – Colombia Violence Against Children and Youth Survey (VACS), 2018.

	FEMALES % (95% CI)	MALES % (95% CI)	TOTAL % (95% CI)
	Females (n=220)	Males (n=188)	(n=408)
Told someone about an experience of physical violence	57.0 (44.7 - 69.3)	52.2 (37.9 - 66.5)	54.3 (44.6 - 64.0)
	Females (n=219)	Males (n=181)	(n=400)
Knew of a place to seek help about an experience of physical violence	49.7 (36.0 - 63.3)	43.2 (32.1 - 54.3)	46.1 (37.3 - 54.9)
	Females (n=219)	Males (n=181)	(n=400)
Sought help for any experience of physical violence	5.9 (2.5 - 9.3)**	5.2 (0.0 - 11.0)***	5.5 (2.0 - 9.1)***
	Females (n=219)	Males (n=181)	(n=400)
Received help for any experience of physical violence	4.2 (1.5 - 6.8)***	5.0 (0.0 - 10.8)***	4.6 (1.2 - 8.0)***

Note: CI = confidence interval.
* RSE is >= 15 and <=20%.
** RSE is > 20% and <30%.
*** RSE >= 30%

[1] Physical violence includes slapping, pushing, shoving, shaking, or intentionally threw something at to hurt, punching, kicking, whipping, or being beaten with an object, choking, smothering, trying to drown, or being burned intentionally, using or threatening to use a knife, gun, or other weapon.

Table MP 5.1.5. Relationship with the person who was told about any incident of physical violence [1], among 18-24-year-olds who experienced physical violence before age 18 who told someone – Colombia Violence Against Children and Youth Survey (VACS), 2018.

	FEMALES % (95% CI)	MALES % (95% CI)	TOTAL % (95% CI)
Person who was told about physical violence	Females (n=122)	Males (n=85)	(n=207)
Relative	62.4 (43.4 - 81.3)*	86.5 (77.4 - 95.6)	75.4 (63.8 - 87.1)
Spouse, boyfriend/girlfriend, romantic partner	1.3 (0.0 - 2.6)***	0.3 (0.0 - 0.9)***	0.8 (0.1 - 1.5)***
Friend/neighbor	36.2 (17.2 - 55.2)**	13.0 (3.9 - 22.0)***	23.6 (12.1 - 35.2)**
Service provider or authority figure[2]	0.1 (0.0 - 0.4)***	<1	0.1 (0.0 - 0.2)***

Note: CI = confidence interval.
** RSE is > 20% and <30%.
*** RSE >= 30%

Note: Percentages may sum to >100% because some victims may have experienced physical violence multiple times and may have told multiple people.* RSE is >= 15 and <=20%.

[1] Physical violence includes slapping, pushing, shoving, shaking, or intentionally threw something at to hurt, punching, kicking, whipping, or being beaten with an object, choking, smothering, trying to drown, or being burned intentionally, using or threatening to use a knife, gun, or other weapon by intimate partner, parent/adult relative, adult in the community or peer.
[2] Service provider or authority figure includes NGO worker, teacher, employer, community leader, traditional healer, religious leader.

Table MP 5.2.1. Relationship with the person who was told about any incident of physical violence [1], among 18-24-year-olds who experienced physical violence before age 18 who told someone – Colombia Violence Against Children and Youth Survey (VACS), 2018.

	FEMALES % (95% CI)	MALES % (95% CI)	TOTAL % (95% CI)
	Females (n=599)	Males (n=647)	(n=1246)
Physical violence in the past 12 months	19.6 (13.4 - 25.9)*	23.0 (17.1 - 28.8)	21.4 (17.1 - 25.7)

Note: CI = confidence interval.
* RSE is >= 15 and <=20%.
** RSE is > 20% and <30%.

[1] Physical violence includes slapping, pushing, shoving, shaking, or intentionally threw something at to hurt, punching, kicking, whipping, or being beaten with an object, choking, smothering, trying to drown, or being burned intentionally, using or threatening to use a knife, gun, or other weapon by intimate partner, parent/adult relative, adult in the community or peer.

Table MP 5.2.2. Prevalence of physical violence [1] in the past 12 months by perpetrator, among 13-17-year-olds – Colombia Violence Against Children and Youth Survey (VACS), 2018.

	FEMALES % (95% CI)	MALES % (95% CI)	TOTAL % (95% CI)
	Females (n=361)	Males (n=369)	(n=730)
Intimate partner [2] physical violence	4.0 (1.4 - 6.6)***	7.7 (1.4 - 14.1)***	5.9 (2.4 - 9.5)***
	Females (n=598)	Males (n=646)	(n=1244)
Parent or adult relative physical violence	9.3 (4.9 - 13.6)**	9.2 (4.4 - 14.0)**	9.2 (5.9 - 12.5)*
	Females (n=598)	Males (n=645)	(n=1243)
Physical violence by an adult in the community	1.2 (0.3 - 2.1)***	2.8 (0.2 - 5.4)***	2.0 (0.6 - 3.4)***
	Females (n=598)	Males (n=644)	(n=1242)
Peer physical violence	11.5 (5.8 - 17.1)**	17.2 (11.9 - 22.4)*	14.4 (10.5 - 18.2)

Note: CI = confidence interval.
* RSE is >= 15 and <=20%.
** RSE is > 20% and <30%.
*** RSE >= 30%

Note: Percents may sum to >100% as youth may experience violence from more than one person.

[1] Physical violence includes slapping, pushing, shoving, shaking, or intentionally threw something at to hurt, punching, kicking, whipping, or being beaten with an object, choking, smothering, trying to drown, or being burned intentionally, using or threatening to use a knife, gun, or other weapon by intimate partner, parent/adult relative, adult in the community or peer.
[2] Among those who have an intimate partner.

Table MP 5.2.3. Prevalence of experiencing physical harm or injury as a result of physical violence [1], among 13-17-year-olds who experienced physical violence in the past 12 months – Colombia Violence Against Children and Youth Survey (VACS), 2018.

	FEMALES % (95% CI)	MALES % (95% CI)	TOTAL % (95% CI)
	Females (n=69)	Males (n=64)	(n=133)
Experienced injury as a result of physical violence in the past 12 months	84.6 (73.7 - 95.5)	69.2 (51.6 - 86.7)	77.3 (66.5 - 88.1)

Note: CI = confidence interval.

[1] Physical violence includes slapping, pushing, shoving, shaking, or intentionally threw something at to hurt, punching, kicking, whipping, or being beaten with an object, choking, smothering, trying to drown, or being burned intentionally, using or threatening to use a knife, gun, or other weapon by intimate partner, parent/adult relative, adult in the community or peer.

Table MP 5.2.4. Disclosure, knowledge of services, service-seeking and receipt for any incident of physical violence [1], among 13-17-year-olds who have ever any experienced physical violence – Colombia Violence Against Children and Youth Survey (VACS), 2018.

	FEMALES % (95% CI)	MALES % (95% CI)	TOTAL % (95% CI)
	Females (n=185)	Males (n=274)	(n=459)
Told someone about an experience of physical violence	56.4 (42.2 - 70.6)	59.5 (49.9 - 69.1)	58.3 (50.2 - 66.3)
	Females (n=178)	Males (n=261)	(n=439)
Knew of a place to seek help about an experience of physical violence	46.7 (31.9 - 61.4)*	40.9 (28.0 - 53.8)*	43.2 (33.6 - 52.9)
	Females (n=178)	Males (n=261)	(n=439)
Sought help for any experience of physical violence	12.5 (0.0 - 26.6)***	7.7 (1.0 - 14.4)***	9.6 (2.6 - 16.7)***
	Females (n=185)	Males (n=286)	(n=471)
Received help for any experience of physical violence	10.7 (0.0 - 24.4)***	6.1 (0.0 - 12.2)***	7.9 (1.3 - 14.5)***

Note: CI = confidence interval.
** RSE is > 20% and <30%.
*** RSE >= 30%

[1] Physical violence includes slapping, pushing, shoving, shaking, or intentionally threw something at to hurt, punching, kicking, whipping, or being beaten with an object, choking, smothering, trying to drown, or being burned intentionally, using or threatening to use a knife, gun, or other weapon by intimate partner, parent/adult relative, adult in the community or peer.

Table MP 5.2.5. Relationship with the person who was told about any incident of physical violence [1], among 13-17-year-olds who experienced any physical violence in the past 12 months who told someone – Colombia Violence Against Children and Youth Survey (VACS), 2018.

	FEMALES % (95% CI)	MALES % (95% CI)	TOTAL % (95% CI)
Person who was told about physical violence	Females (n=109)	Males (n=147)	(n=256)
Relative	74.9 (62.2 - 87.6)	72.8 (56.5 - 89.1)	73.6 (62.5 - 84.8)
Spouse, boyfriend/girlfriend, romantic partner	3.4 (0.3 - 6.6)***	0.9 (0.0 - 2.5)***	1.9 (0.4 - 3.4)***
Friend/neighbor	17.9 (6.2 - 29.6)***	23.3 (7.2 - 39.5)***	21.2 (10.2 - 32.3)**
Service provider or authority figure[2]	1.8 (0.0 - 4.6)***	2.9 (0.0 - 7.3)***	2.5 (0.0 - 5.4)***

Note: CI = confidence interval.

** RSE is > 20% and <30%.

*** RSE >= 30%

Note: Percentages may sum to >100% because some victims may have experienced multiple sexual violence and may have told multiple people

[1] Physical violence includes slapping, pushing, shoving, shaking, or intentionally threw something at to hurt, punching, kicking, whipping, or being beaten with an object, choking, smothering, trying to drown, or being burned intentionally, using or threatening to use a knife, gun, or other weapon by intimate partner, parent/adult relative, adult in the community or peer.

[2] Service provider or authority figure includes NGO worker, teacher, employer, community leader, traditional healer, religious leader.

Table MP 5.3.1. Prevalence of witnessing physical violence [1] in the home [2] and in the neighborhood [3], among 18-24-year-olds before age 18 – Colombia Violence Against Children and Youth Survey (VACS), 2018.

	FEMALES % (95% CI)	MALES % (95% CI)	TOTAL % (95% CI)
Witnessed physical violence in childhood (among 18-24-year-olds)			
	Females (n=695)	Males (n=551)	(n=1246)
In the home	35.0 (27.5 - 42.5)	24.5 (17.9 - 31.1)	29.7 (24.6 - 34.8)
	Females (n=692)	Males (n=561)	(n=1253)
In the neighborhood	49.9 (41.4 - 58.5)	58.0 (50.0 - 65.9)	54.0 (48.2 - 59.9)

Note: CI = confidence interval.

* RSE is >= 15 and <=20%.

** RSE is > 20% and <30%.

[1] Physical violence includes slapping, pushing, shoving, shaking, or intentionally threw something at to hurt, punching, kicking, whipping, or being beaten with an object, choking, smothering, trying to drown, or being burned intentionally, using or threatening to use a knife, gun, or other weapon by intimate partner, parent/adult relative, adult in the community or peer.

[2] Witnessing physical violence in the home includes hearing or seeing a parent punch, kick or beat your other parent, their boyfriend or girlfriend, or your brothers or sisters.

[3] Witnessing physical violence in the neighborhood includes seeing someone get attacked outside of your home and family environment.

SECTION 6: Psychological violence in childhood

Table MP 6.1.1. Prevalence of psychological violence [1] by a parent, adult caregiver, or adult relative before age 18, among 18-24-year-olds – Colombia Violence Against Children and Youth Survey (VACS), 2018.

	FEMALES % (95% CI)	MALES % (95% CI)	TOTAL % (95% CI)
	Females (n=70)	Males (n=557)	(n=1258)
Childhood psychological violence by a parent, caregiver, or adult relative	20.9 (14.8 - 27.0)	14.5 (9.6 - 19.4)*	17.7 (13.7 - 21.6)

Note: CI = confidence interval.
* RSE is >= 15 and <=20%.
** RSE is > 20% and <30%.

[1] Psychological violence includes being told that you were unloved or did not deserve to be loved, being told that they wished you were dead or had never been born, or being ridiculed or put down, or threatened to get rid of you by a parent, adult caregiver, or other adult relative.

Table MP 6.2.1. Prevalence of psychological violence [1] in the past 12 months by a parent, caregiver, or adult relative among 13-17-year-olds – Colombia Violence Against Children and Youth Survey (VACS), 2018.

	FEMALES % (95% CI)	MALES % (95% CI)	TOTAL % (95% CI)
	Females (n=598)	Males (n=645)	(n=1243)
Psychological violence by a parent, caregiver, or adult relative in the past 12 months	16.6 (10.2 - 23.0)*	9.9 (5.5 - 14.4)**	13.2 (9.4 - 17.0)

Note: CI = confidence interval.
* RSE is >= 15 and <=20%.
** RSE is > 20% and <30%.

[1] Psychological violence includes being told that you were unloved or did not deserve to be loved, being told that they wished you were dead or had never been born, or being ridiculed or put down, threatened to get rid of you by a parent, adult caregiver, or other adult relative.

SECTION 8: Multiple forms of violence in childhood, adolescence and young adulthood

Table MP 8.1.1. Prevalence of psychological violence [1] by a parent, adult caregiver, or adult relative before age 18, among 18-24-year-olds – Colombia Violence Against Children and Youth Survey (VACS), 2018.

	FEMALES % (95% CI)	MALES % (95% CI)	TOTAL % (95% CI)
	Females (n=703)	Males (n=564)	(n=1267)
No childhood violence	54.6 (46.5 - 62.6)	59.6 (52.2 - 67.0)	57.1 (51.6 - 62.7)
Any childhood violence†	45.4 (37.4 - 53.5)	40.4 (33.0 - 47.8)	42.9 (37.3 - 48.4)
One type of violence only			
Childhood sexual violence [1] only	8.8 (1.6 - 16.1)***	1.5 (0.1 - 2.9)***	5.1 (1.4 - 8.8)***
Childhood physical violence [2] only	11.2 (7.2 - 15.2)*	22.2 (15.7 - 28.8)	16.8 (12.8 - 20.8)
Childhood psychological violence [3] only	7.1 (3.0 - 11.3)**	1.9 (0.6 - 3.2)***	4.5 (2.3 - 6.7)**
Multiple types of violence			
Two types of violence	14.5 (9.2 - 19.8)*	12.5 (7.9 - 17.1)*	13.5 (10.0 - 16.9)
Childhood sexual, physical, and psychological violence	3.8 (1.9 - 5.8)**	2.3 (0.0 - 4.8)***	3.0 (1.4 - 4.7)**

Note: CI = confidence interval.
* RSE is >= 15 and <=20%.
** RSE is > 20% and <30%.
*** RSE >= 30%

† Any childhood violence means experiencing any of the three forms of either sexual, physical or psychological violence in childhood.

[1] Sexual violence includes unwanted sexual touching, unwanted attempted sex, physically forced sex, and pressured sex (sex through verbal persuasion, harassment, threats or tricks).

[2] Physical violence includes slapping, pushing, shoving, shaking, or intentionally threw something at to hurt, punching, kicking, whipping, or being beaten with an object, choking, smothering, trying to drown, or being burned intentionally, using or threatening to use a knife, gun, or other weapon by intimate partner, parent/adult relative, adult in the community or peer.

[3] Psychological violence includes being told that you were unloved or did not deserve to be loved, being told that they wished you were dead or had never been born, or being ridiculed or put down, or threatened to get rid of you by a parent, adult caregiver or other adult relative.

Table MP 8.1.2. Prevalence of different types of violence and multiple forms of violence experienced in the past 12 months, among 13-17-year-olds – Colombia Violence Against Children and Youth Survey (VACS), 2018.

	FEMALES % (95% CI)	MALES % (95% CI)	TOTAL % (95% CI)
	Females (n=599)	Males (n=647)	(n=1246)
No Violence	66.0 (58.6 - 73.5)	70.6 (64.4 - 76.9)	68.4 (63.5 - 73.3)
Any Violence	34.0 (26.5 - 41.4)	29.4 (23.1 - 35.6)	31.6 (26.7 - 36.5)
One type of violence only			
Sexual Violence [1] only in the past 12 months	7.5 (3.2 - 11.8)**	2.1 (0.6 - 3.5)***	4.7 (2.4 - 7.0)**
Physical Violence [2] only in the past 12 months	7.9 (4.1 - 11.6)**	12.4 (8.5 - 16.2)*	10.2 (7.5 - 12.9)
Psychological violence [3] in the past 12 months	5.3 (2.7 - 7.9)**	4.1 (0.6 - 7.6)***	4.7 (2.5 - 6.9)**
Multiple types of violence			
Two types of violence	8.7 (4.4 - 13.0)**	9.8 (5.2 - 14.3)**	9.3 (6.2 - 12.4)*
Sexual Violence and Physical Violence and Psychological violence	4.6 (0.0 - 9.3)***	1.1 (0.0 - 2.2)***	2.8 (0.4 - 5.2)***

Note: CI = confidence interval.

* RSE is >= 15 and <=20%.

** RSE is > 20% and <30%.

*** RSE >= 30%

[1] Sexual violence includes unwanted sexual touching, unwanted attempted sex, physically forced sex, and pressured sex (sex through verbal persuasion, harassment, threats or tricks).

[2] Physical violence includes slapping, pushing, shoving, shaking, or intentionally threw something at to hurt, punching, kicking, whipping, or being beaten with an object, choking, smothering, trying to drown, or being burned intentionally, using or threatening to use a knife, gun, or other weapon by intimate partner, parent/adult relative, adult in the community or peer.

[3] Psychological violence includes being told that you were unloved or did not deserve to be loved, being told that they wished you were dead or had never been born, or being ridiculed or put down, or threatened to get rid of you by a parent, adult caregiver or other adult relative.

SECTION 9: Health consequences associated with violence, and pregnancy and missing school due to violence

Table MP 9.1.1. Health conditions and health behaviors by experience of sexual [1], physical [2], or psychological [3] violence before age 18, among 18-24-year-old females – Colombia Violence Against Children and Youth Survey (VACS), 2018.

	Mental distress in the past 30 days	Binge drinking in the past 30 days [4]	Current smoker	Drug use in the past 30 days	Ever Intentionally hurt themselves	Ever Thought of Suicide	Ever Attempted Suicide [5]	Symptoms/ Diagnosis of STI [6]
	% (95% CI)	% (95% CI)	% (95% CI)	% (95% CI)	% (95% CI)	% (95% CI)	% (95% CI)	% (95% CI)
Sexual violence in childhood								
Experienced sexual violence (n)	66.5 (46.8 - 86.2)*	28.2 (11.6 - 44.8)**	1.8 (0.0 - 3.7)***	1.2 (0.0 - 2.9)***	12.7 (4.2 - 21.3)***	35.7 (21.1 - 50.3)**	43.8 (33.3 - 74.2)***	6.9 (0.8 - 13.0)***
No sexual violence (n)	119	114	119	119	119	119	45	119
No sexual violence (n)	48.6 (40.3 - 57.0)	34.6 (26.0 - 43.2)	8.9 (3.3 - 14.5)***	2.8 (0.0 - 6.1)***	7.5 (3.0 - 12.1)***	14.3 (9.4 - 19.2)*	37.5 (19.8 - 55.2)**	2.7 (1.0 - 4.3)***
Physical violence in childhood								
Experienced physical violence (n)	62.4 (50.8 - 74.0)	35.9 (23.7 - 48.0)*	14.8 (4.1 - 25.6)***	5.3 (0.0 - 12.1)***	14.9 (7.3 - 22.6)**	34.2 (21.2 - 47.2)*	35.7 (16.9 - 54.5)**	6.8 (2.7 - 10.8)***
No physical violence (n)	222	215	222	222	221	220	70	222
No physical violence (n)	47.6 (37.4 - 57.8)	32.5 (23.2 - 41.8)	4.7 (0.1 - 9.3)***	1.4 (0.1 - 2.8)***	5.8 (0.9 - 10.7)***	11.5 (5.7 - 17.4)**	44.5 (18.3 - 70.7)**	2.1 (0.5 - 3.6)***
Psychological violence in childhood								
Experienced psychological violence (n)	71.0 (55.9 - 86.1)	32.3 (16.7 - 47.9)**	7.4 (0.0 - 16.6)***	5.3 (0.0 - 14.3)***	12.7 (3.6 - 21.8)***	46.5 (28.2 - 64.7)*	41.8 (19.8 - 63.8)**	5.9 (0.9 - 11.0)***
No psychological violence (n)	132	125	132	132	132	132	55	132
No psychological violence (n)	46.7 (37.4 - 56.1)	33.8 (25.0 - 42.6)	7.7 (2.3 - 13.1)***	1.8 (0.4 - 3.2)***	7.3 (2.6 - 12.0)***	10.6 (5.4 - 15.8)**	37.2 (15.6 - 58.8)**	2.8 (1.4 - 4.2)**

Note: CI = confidence interval.

* RSE is >= 15 and <=20%.

** RSE is > 20% and <30%.

*** RSE >= 30%

[1] Sexual violence includes unwanted sexual touching, unwanted attempted sex, physically forced sex, and pressured sex (sex through verbal persuasion, harassment, threats or tricks).

[2] Physical violence includes slapping, pushing, shoving, shaking, or intentionally threw something at to hurt, punching, kicking, whipping, or being beaten with an object, choking, smothering, trying to drown, or being burned intentionally, using or threatening to use a knife, gun, or other weapon by intimate partner, parent/adult relative, adult in the community or peer.

[3] Psychological violence includes being told that you were unloved or did not deserve to be loved, being told that they wished you were dead or had never been born, or being ridiculed or put down, or threatened to get rid of you by a parent, adult caregiver or other adult relative.

[4] This question was asked only among those who answered that they had at least one drink in the past 30 days.

[5] This question was asked only among those who ever had suicidal thoughts.

[6] STI (sexually transmitted infection) symptoms include genital sore/ulcer.

Table MP 9.1.2. Health conditions and health behaviors associated with sexual [1], physical [2], or psychological [3] violence before age 18, among 18-24-year-old males – Colombia Violence Against Children and Youth Survey (VACS), 2018.

	Mental distress in the past 30 days	Binge drinking in the past 30 days [4]	Current smoker	Drug use in the past 30 days	Ever Intentionally hurt themselves	Ever Thought of Suicide	Ever Attempted Suicide [5]	Symptoms/-Diagnosis of STI [6]
	% (95% CI)	% (95% CI)	% (95% CI)	% (95% CI)	% (95% CI)	% (95% CI)	% (95% CI)	% (95% CI)
Sexual violence in childhood								
Experienced sexual violence (n)	66.7 (40.6 - 92.8)*	55.5 (23.5 - 87.5)**	15.2 (0.4 - 30.1)**	20.6 (0.0 - 51.9)**	4.6 (0.0 - 11.3)**	19.7 (0.0 - 44.6)**	<0.1	2.6 (0.0 - 7.0)**
No sexual violence (n)	34	33	34	34	34	34	<1	34
	30.2 (22.8 - 37.6)	54.2 (45.7 - 62.6)	23.2 (17.3 - 29.2)	4.4 (2.1 - 6.7)**	4.4 (1.6 - 7.3)**	4.7 (1.2 - 8.2)**	<0.1	5.8 (1.6 - 10.0)**
	529	523	530	529	528	530	<1	530
Physical violence in childhood								
Experienced physical violence (n)	50.3 (36.5 - 64.1)	61.0 (48.8 - 73.1)	33.5 (22.5 - 44.5)*	9.9 (0.5 - 19.3)**	7.0 (1.1 - 12.8)**	14.1 (4.0 - 24.2)**	<0.1	12.2 (2.6 - 21.8)**
No physical violence (n)	193	192	194	194	194	194	<1	194
	22.4 (16.0 - 28.9)	50.4 (40.3 - 60.5)	16.5 (9.3 - 23.7)**	2.9 (0.9 - 4.9)**	3.0 (0.3 - 5.7)**	0.8 (0.1 - 1.6)**	<0.1	1.8 (0.5 - 3.1)**
	370	364	370	369	368	370	<1	370
Psychological violence in childhood								
Experienced psychological violence (n)	61.5 (43.1 - 79.9)*	55.3 (35.1 - 75.5)*	35.8 (19.1 - 52.5)**	17.7 (4.3 - 31.1)**	12.6 (0.0 - 25.5)**	16.2 (4.5 - 27.8)**	<0.1	10.3 (2.2 - 18.5)**
No psychological violence (n)	75	75	76	76	76	76	<1	76
	28.2 (20.8 - 35.6)	53.2 (44.5 - 62.0)	19.2 (12.8 - 25.5)*	3.5 (0.7 - 6.3)**	3.1 (0.9 - 5.4)**	4.0 (0.0 - 8.0)**	<0.1	4.9 (0.4 - 9.4)**
	481	474	481	480	479	481	<	481

Note: CI = confidence interval.

* RSE is >= 15 and <=20%.

** RSE is > 20% and <30%.

*** RSE >= 30%

[1] Sexual violence includes unwanted sexual touching, unwanted attempted sex, physically forced sex, and pressured sex (sex through verbal persuasion, harassment, slapping, threats or tricks).
 [2] Physical violence includes slapping, pushing, shoving, shaking, or intentionally threw something at to hurt, punching, kicking, whipping, or being beaten with an object, choking, smothering, trying to drown, or being burned intentionally, using or threatening to use a knife, gun, or other weapon by intimate partner, parent/adult relative, adult in the community or peer.
 [3] Psychological violence includes being told that you were unloved or did not deserve to be loved, being told that they wished you were dead or had never been born, or being ridiculed or put down, or threatened to get rid of you by a parent, adult caregiver or other adult relative.
 [4] This question was asked only among those who answered that they had at least one drink in the past 30 days.
 [5] This question was only asked among those who ever had suicidal thoughts.
 [6] STI (sexually transmitted infection) symptoms include genital sore/ulcer.

Table MP 9.1.3. Health conditions and health behaviors by experience of sexual [1], physical [2], or psychological [3] violence before age 18, among 18-24-year-olds (all participants) – Colombia Violence Against Children and Youth Survey (VACS), 2018.

	Mental distress in the past 30 days	Binge drinking in the past 30 days [4]	Current smoker	Drug use in the past 30 days	Ever Intentionally hurt themselves	Ever Thought of Suicide	Ever Attempted Suicide [5]	Symptoms/-Diagnosis of STI [6]
	% (95% CI)	% (95% CI)	% (95% CI)	% (95% CI)	% (95% CI)	% (95% CI)	% (95% CI)	% (95% CI)
Sexual violence in childhood								
Experienced sexual violence (n)	66.6 (50.5 - 82.6)	36.0 (19.2 - 52.7)**	5.5 (0.6 - 10.4)**	6.6 (0.0 - 16.6)**	10.5 (4.4 - 16.5)**	31.2 (18.3 - 44.1)**	36.6 (12.6 - 60.6)**	5.7 (1.3 - 10.1)**
No sexual violence (n)	153	147	153	153	153	153	52	153
	38.6 (32.8 - 44.4)	45.6 (39.5 - 51.7)	16.7 (12.4 - 20.9)	3.7 (1.7 - 5.7)**	5.9 (3.3 - 8.4)**	9.1 (6.0 - 12.1)*	32.5 (18.3 - 46.6)**	4.4 (1.9 - 6.8)**
	1108	1079	1110	1104	1105	1107	99	1107
Physical violence in childhood								
Experienced physical violence (n)	55.5 (46.3 - 64.8)	50.5 (41.5 - 59.4)	25.4 (17.5 - 33.4)*	7.9 (1.7 - 14.1)**	10.4 (5.7 - 15.1)**	22.7 (14.5 - 30.9)*	28.2 (14.4 - 41.9)**	9.9 (4.0 - 15.7)**
No physical violence (n)	415	407	416	416	415	414	90	416
	35.4 (28.6 - 42.2)	41.5 (34.5 - 48.4)	10.4 (6.1 - 14.7)**	2.1 (0.9 - 3.3)**	4.4 (1.6 - 7.3)**	6.3 (3.1 - 9.6)**	43.7 (19.2 - 68.2)**	1.9 (0.9 - 3.0)**
	850	822	850	843	846	849	61	846
Psychological violence in childhood								
Experienced psychological violence (n)	67.0 (55.2 - 78.8)	42.5 (30.0 - 55.0)	19.2 (10.2 - 28.2)**	10.4 (2.7 - 18.2)**	12.7 (5.2 - 20.2)**	33.8 (21.6 - 46.1)*	36.3 (19.0 - 53.6)**	7.8 (3.3 - 12.3)**
No psychological violence (n)	207	200	208	208	208	208	67	208
	36.9 (30.7 - 43.2)	44.3 (38.0 - 50.6)	13.7 (9.4 - 18.1)*	2.7 (1.1 - 4.3)**	5.1 (2.6 - 7.6)**	7.1 (3.8 - 10.3)**	31.3 (14.4 - 48.1)**	3.9 (1.4 - 6.4)**
	1049	1020	1049	1043	1046	1046	84	1046

Note: CI = confidence interval.

* RSE is >= 15 and <=20%.

** RSE is > 20% and <30%.

*** RSE >= 30%

[1] Sexual violence includes unwanted sexual touching, unwanted attempted sex, physically forced sex, and pressured sex (sex through verbal persuasion, harassment, slapping, threats or tricks).
 [2] Physical violence includes slapping, pushing, shoving, shaking, or intentionally threw something at to hurt, punching, kicking, whipping, or being beaten with an object, choking, smothering, trying to drown, or being burned intentionally, using or threatening to use a knife, gun, or other weapon by intimate partner, parent/adult relative, adult in the community or peer.
 [3] Psychological violence includes being told that you were unloved or did not deserve to be loved, being told that they wished you were dead or had never been born, or being ridiculed or put down, or threatened to get rid of you by a parent, adult caregiver or other adult relative.
 [4] This question was asked only among those who answered that they had at least one drink in the past 30 days.
 [5] This question was only asked among those who ever had suicidal thoughts.
 [6] STI (sexually transmitted infection) symptoms include genital sore/ulcer.

Table MP 9.2.1 Health conditions and health behaviors associated with sexual [1], physical [2], or psychological [3] violence, among 13-17-year-old females – Colombia Violence Against Children and Youth Survey (VACS), 2018.

	Mental distress in the past 30 days	Binge drinking in the past 30 days [4]	Current smoker	Drug use in the past 30 days	Ever intentionally hurt themselves	Ever Thought of Suicide	Ever Attempted Suicide [5]	Symptoms/-Diagnosis of STI [6]
	% (95% CI)	% (95% CI)	% (95% CI)	% (95% CI)	% (95% CI)	% (95% CI)	% (95% CI)	% (95% CI)
Sexual violence in the past 12 months								
Experienced sexual violence (n)	55.9 (33.4 - 78.4)**	23.7 (4.4 - 43.0)**	0.7 (0.0 - 1.8)**	1.5 (0.0 - 3.8)**	39.1 (14.3 - 63.9)**	38.7 (14.0 - 63.4)**	<0.1	1.6 (0.0 - 3.5)**
No sexual violence (n)	57	55	57	57	57	57	<1	57
	40.0 (31.7 - 48.4)	11.1 (7.1 - 15.2)*	1.0 (0.0 - 2.3)**	0.9 (0.0 - 2.1)**	13.1 (8.2 - 18.0)*	11.8 (7.6 - 16.0)*	<0.1	1.5 (0.0 - 3.0)**
	539	521	541	536	540	539	<1	540
Physical violence in the past 12 months								
Experienced physical violence (n)	69.2 (54.2 - 84.2)	21.5 (8.3 - 34.7)**	0.7 (0.0 - 1.9)**	4.3 (0.0 - 9.7)**	42.3 (22.5 - 62.1)**	36.9 (16.7 - 57.1)**	46.8 (11.3 - 82.4)**	1.8 (0.0 - 3.5)**
No physical violence (n)	105	100	105	104	105	105	36	105
	36.0 (27.9 - 44.2)	11.2 (6.4 - 15.9)**	1.0 (0.0 - 2.3)**	0.2 (0.0 - 0.4)**	11.1 (6.6 - 15.6)**	11.0 (6.5 - 15.5)**	49.4 (29.8 - 68.9)**	1.4 (0.0 - 2.8)**
	491	477	493	489	492	491	62	492
Psychological violence in the past 12 months								
Experienced psychological violence (n)	74.6 (57.5 - 91.8)	25.8 (7.6 - 44.0)**	<1	1.1 (0.0 - 3.3)**	48.0 (26.0 - 70.1)**	41.5 (19.1 - 64.0)**	53.1 (13.9 - 92.4)**	0.7 (0.0 - 1.8)**
No psychological violence (n)	86	81	86	86	86	86	36	86
	36.1 (28.1 - 44.2)	10.8 (6.5 - 15.1)**	1.1 (0.0 - 2.5)**	1.0 (0.0 - 2.2)**	11.1 (6.6 - 15.5)**	11.0 (6.6 - 15.3)**	44.5 (25.8 - 63.3)**	1.6 (0.1 - 3.2)**
	510	495	512	507	511	510	62	511

Note: CI = confidence interval.

* RSE is >= 15 and <=20%.

** RSE is > 20% and <30%.

*** RSE >= 30%

[1] Sexual violence includes unwanted sexual touching, unwanted attempted sex, physically forced sex, and pressured sex (sex through verbal persuasion, harassment, slapping, threats or tricks).
 [2] Physical violence includes slapping, pushing, shoving, shaking, or intentionally threw something at to hurt, punching, kicking, whipping, or being beaten with an object, choking, smothering, trying to drown, or being burned intentionally, using or threatening to use a knife, gun, or other weapon by intimate partner, parent/adult relative, adult in the community or peer.
 [3] Psychological violence includes being told that you were unloved or did not deserve to be loved, being told that they wished you were dead or had never been born, or being ridiculed or put down, or threatened to get rid of you by a parent, adult caregiver or other adult relative.
 [4] This question was asked only among those who answered that they had at least one drink in the past 30 days.
 [5] This question was only asked among those who ever had suicidal thoughts.
 [6] STI (sexually transmitted infection) symptoms include genital sore/ulcer.

Table MP 9.2.2 Health conditions associated with sexual violence [1] or physical [2] or psychological [3] violence, among 13-17-year-old males – Colombia Violence Against Children and Youth Survey (VACS), 2018.

	Mental distress in the past 30 days	Binge drinking in the past 30 days [4]	Current smoker	Drug use in the past 30 days	Ever intentionally hurt themselves	Ever Thought of Suicide	Ever Attempted Suicide [5]	Symptoms/-Diagnosis of STI [6]
	% (95% CI)	% (95% CI)	% (95% CI)	% (95% CI)	% (95% CI)	% (95% CI)	% (95% CI)	% (95% CI)
Sexual violence in the past 12 months								
Experienced sexual violence (n)	61.8 (38.8 - 84.8)*	39.9 (17.7 - 62.2)**	0.6 (0.0 - 1.8)**	1.6 (0.0 - 4.0)**	45.5 (15.7 - 75.3)**	26.0 (0.0 - 52.9)**	<0.1	6.6 (0.0 - 15.9)**
No sexual violence (n)	46	45	46	46	46	46	<1	46
	27.5 (21.0 - 34.0)	13.3 (8.2 - 18.3)*	2.7 (0.9 - 4.4)**	0.5 (0.0 - 1.1)**	7.8 (4.2 - 11.4)**	3.4 (0.6 - 6.2)**	<0.1	0.9 (0.0 - 2.0)**
	599	598	601	598	600	601	<1	590
Physical violence in the past 12 months								
Experienced physical violence (n)	49.9 (37.0 - 62.8)	27.9 (15.2 - 40.7)**	3.4 (0.0 - 7.4)**	0.6 (0.0 - 1.5)**	29.1 (15.2 - 42.9)**	13.9 (2.2 - 25.5)**	<0.1	5.6 (0.0 - 11.4)**
No physical violence (n)	136	136	137	136	137	137	<1	134
	24.6 (17.7 - 31.4)	11.8 (6.6 - 17.0)**	2.3 (0.6 - 4.0)**	0.6 (0.0 - 1.4)**	5.6 (2.0 - 9.2)**	2.7 (0.0 - 5.8)**	<0.1	0.1 (0.0 - 0.3)**
	509	507	510	508	509	510	<1	502
Psychological violence in the past 12 months								
Experienced psychological violence (n)	84.1 (70.3 - 97.8)	38.7 (14.0 - 63.4)**	8.1 (0.0 - 17.7)**	1.5 (0.0 - 3.6)**	22.3 (0.4 - 44.1)**	23.6 (0.9 - 46.3)**	<0.1	3.6 (0.0 - 10.7)**
No psychological violence (n)	54	54	54	54	54	54	<1	52
	24.7 (18.0 - 31.3)	13.0 (8.2 - 17.8)*	1.9 (0.4 - 3.4)**	0.5 (0.0 - 1.1)**	9.2 (5.1 - 13.3)**	3.3 (0.3 - 6.3)**	<0.1	1.1 (0.0 - 2.4)**
	589	587	591	588	590	591	<1	582

Note: CI = confidence interval.

* RSE is >= 15 and <=20%.

** RSE is > 20% and <30%.

*** RSE >= 30%

[1] Sexual violence includes unwanted sexual touching, unwanted attempted sex, physically forced sex, and pressured sex (sex through verbal persuasion, harassment, slapping, threats or tricks).
 [2] Physical violence includes slapping, pushing, shoving, shaking, or intentionally threw something at to hurt, punching, kicking, whipping, or being beaten with an object, choking, smothering, trying to drown, or being burned intentionally, using or threatening to use a knife, gun, or other weapon by intimate partner, parent/adult relative, adult in the community or peer.
 [3] Psychological violence includes being told that you were unloved or did not deserve to be loved, being told that they wished you were dead or had never been born, or being ridiculed or put down, or threatened to get rid of you by a parent, adult caregiver or other adult relative.
 [4] This question was asked only among those who answered that they had at least one drink in the past 30 days.
 [5] This question was only asked among those who ever had suicidal thoughts.
 [6] STI (sexually transmitted infection) symptoms include genital sore/ulcer.

Table 9.2.3. Health conditions and health behaviors associated with sexual [1], physical [2], or psychological [3] violence, among 13-17-year-olds (all participants) – Colombia Violence Against Children and Youth Survey (VACS), 2018.

	Mental distress in the past 30 days	Binge drinking in the past 30 days [4]	Current smoker	Drug use in the past 30 days	Ever intentionally hurt themselves	Ever Thought of Suicide	Ever Attempted Suicide [5]	Symptoms/-Diagnosis of STI [6]
	% (95% CI)	% (95% CI)	% (95% CI)	% (95% CI)	% (95% CI)	% (95% CI)	% (95% CI)	% (95% CI)
Sexual violence in the past 12 months								
Experienced sexual violence (n)	58.0 (41.5 - 74.5)	29.6 (14.6 - 44.6)**	0.7 (0.0 - 1.5)***	1.6 (0.0 - 3.3)***	41.4 (22.6 - 60.2)**	34.1 (15.4 - 52.8)**	26.8 (4.5 - 49.0)***	3.4 (0.0 - 6.9)***
No sexual violence (n)	103	100	103	103	103	103	33	103
	33.3 (28.1 - 38.6)	12.3 (9.0 - 15.6)	1.9 (0.8 - 3.0)**	0.7 (0.0 - 1.4)***	10.3 (7.3 - 13.3)	7.3 (4.8 - 9.8)*	48.8 (31.1 - 66.4)*	1.1 (0.2 - 2.1)***
	1138	1119	1142	1134	1140	1140	93	1130
Physical violence in the past 12 months								
Experienced physical violence (n)	55.5 (46.3 - 64.8)	50.5 (41.5 - 59.4)	25.4 (17.5 - 33.4)*	7.9 (1.7 - 14.1)***	10.4 (5.7 - 15.1)**	22.7 (14.5 - 30.9)*	28.2 (14.4 - 41.9)**	9.9 (4.0 - 15.7)***
No physical violence (n)	415	407	416	416	415	414	90	416
	35.4 (28.6 - 42.2)	41.5 (34.5 - 48.4)	10.4 (6.1 - 14.7)**	2.1 (0.9 - 3.3)**	4.4 (1.6 - 7.3)***	6.3 (3.1 - 9.6)**	43.7 (19.2 - 68.2)**	1.9 (0.9 - 3.0)**
	850	822	850	843	846	849	61	846
Psychological violence in the past 12 months								
Experienced psychological violence (n)	67.0 (55.2 - 78.8)	42.5 (30.0 - 55.0)	19.2 (10.2 - 28.2)**	10.4 (2.7 - 18.2)***	12.7 (5.2 - 20.2)***	33.8 (21.6 - 46.1)*	36.3 (19.0 - 53.6)**	7.8 (3.3 - 12.3)**
No psychological violence (n)	207	200	208	208	208	208	67	208
	36.9 (30.7 - 43.2)	44.3 (38.0 - 50.6)	13.7 (9.4 - 18.1)*	2.7 (1.1 - 4.3)***	5.1 (2.6 - 7.6)**	7.1 (3.8 - 10.3)**	31.3 (14.4 - 48.1)**	3.9 (1.4 - 6.4)***
	1049	1020	1049	1043	1044	1046	84	1046

Note: CI = confidence interval.

* RSE is >= 15 and <=20%.

** RSE is > 20% and <30%.

*** RSE >= 30%

[1] Sexual violence includes unwanted sexual touching, unwanted attempted sex, physically forced sex, and pressured sex (sex through verbal persuasion, harassment, threats or tricks).

[2] Physical violence includes slapping, pushing, shoving, shaking, or intentionally threw something at to hurt, punching, kicking, whipping, or being beaten with an object, choking, smothering, trying to drown, or being burned intentionally, using or threatening to use a knife, gun, or other weapon by intimate partner, parent/adult relative, adult in the community or peer.

[3] Psychological violence includes being told that you were unloved or did not deserve to be loved, being told that they wished you were dead or had never been born, or being ridiculed or put down, or threatened to get rid of you by a parent, adult caregiver or other adult relative.

[4] This question was asked only among those who answered that they had at least one drink in the past 30 days.

[5] This question was only asked among those who ever had suicidal thoughts.

[6] STI (sexually transmitted infection) symptoms include genital sore/ulcer.

Table MP 9.3.3. Missing school as a result of childhood physical violence [1] – Colombia Violence Against Children and Youth Survey (VACS), 2018.

	FEMALES % (95% CI)	MALES % (95% CI)	TOTAL % (95% CI)
Missed school due to an experience of physical violence			
	Females (n=218)	Males (n=181)	(n=399)
18-24-year-olds who experienced any childhood physical violence	12.4 (5.8 - 19.0)**	21.8 (11.5 - 32.1)**	17.6 (10.9 - 24.4)*
	Females (n=173)	Males (n=271)	(n=444)
13-17-year-olds who experienced any physical violence	19.9 (6.0 - 33.9)***	11.4 (3.9 - 18.8)***	14.8 (7.5 - 22.1)**

Note: CI = confidence interval.

** RSE is > 20% and <30%.

*** RSE >= 30%

[1] Physical violence includes slapping, pushing, shoving, shaking, or intentionally threw something at to hurt, punching, kicking, whipping, or being beaten with an object, choking, smothering, trying to drown, or being burned intentionally, using or threatening to use a knife, gun, or other weapon by intimate partner, parent/adult relative, adult in the community or peer.

SECTION 10: Attitudes about domestic violence, gender, and sexual practices, and violence perpetration

Table MP 10.1.1. Attitudes about the acceptance of domestic violence [1] among 13-17 and 18-24-year-olds – Colombia Violence Against Children and Youth Survey (VACS), 2018.

	FEMALES % (95% CI)	MALES % (95% CI)	TOTAL % (95% CI)
Acceptance of one or more reasons for domestic violence, by age group			
	Females (n=597)	Males (n=646)	(n=1243)
13-17-year-olds	4.3 (1.2 - 7.3)	7.3 (3.2 - 11.5)	5.8 (3.2 - 8.4)
	Females (n=703)	Males (n=564)	(n=1267)
18-24-year-olds	1.5 (0.4 - 2.5)	6.2 (1.9 - 10.5)	3.9 (1.5 - 6.2)

Note: CI = confidence interval.
** RSE is > 20% and <30%.
*** RSE >= 30%

[1] Includes participants who endorsed one or more of the following: it is acceptable for a husband to beat his wife if she: goes out without telling him; neglects the children; argues with him; refuses to have sex with him; is suspected of having an affair.

Table MP 10.1.2. Beliefs about gender, sexual practices, and intimate partner violence [1], among 13-17 and 18-24-year-olds – Colombia Violence Against Children and Youth Survey (VACS), 2018.

	FEMALES % (95% CI)	MALES % (95% CI)	TOTAL % (95% CI)
Endorsement of one or more beliefs about gender, sexual practices, and intimate partner violence, by age group			
	Females (n=593)	Males (n=645)	(n=1238)
13-17-year-olds	32.1 (23.8 - 40.4)	43.3 (35.5 - 51.1)	37.9 (32.2 - 43.6)
	Females (n=702)	Males (n=563)	(n=1265)
18-24-year-olds	19.0 (13.9 - 24.2)	50.4 (42.0 - 58.8)	35.1 (29.1 - 41.1)

Note: CI = confidence interval.
* RSE is >= 15 and <=20%.

[1] Includes participants who endorsed one or more of the following: men decide when to have sex; men need more sex than women; men need other women; women who carry condoms are “loose;” women should tolerate violence to keep the family together.

Table MP 10.2.1. Physical violence [1] perpetration by age group – Colombia Violence Against Children and Youth Survey (VACS), 2018.

	FEMALES % (95% CI)	MALES % (95% CI)	TOTAL % (95% CI)
Physical violence perpetration by experience of childhood sexual violence			
	Females (n=593)	Males (n=622)	(n=1215)
13-17-year-olds	9.9 (4.5 - 15.2)	18.1 (12.4 - 23.9)	14.0 (10.1 - 17.9)
	Females (n=703)	Males (n=563)	(n=1266)
18-24-year-olds	24.4 (16.1 - 32.6)	18.1 (11.8 - 24.4)	21.2 (15.9 - 26.4)

Note: CI = confidence interval.
* RSE is >= 15 and <=20%.
** RSE is > 20% and <30%.

[1] Violence includes slapping, pushing, shoving, shaking, or intentionally threw something at to hurt, punching, kicking, whipping, or being beaten with an object, choking, smothering, trying to drown, or being burned intentionally, using or threatening to use a knife, gun, or other weapon or forcing another person to have sex when they did not want to.

Table MP 10.2.2. Physical violence [1] perpetration by experience of sexual violence [2] and physical violence before age 18, among 18-24-year-olds – Colombia Violence Against Children and Youth Survey (VACS), 2018.

	FEMALES % (95% CI)	MALES % (95% CI)	TOTAL % (95% CI)
Physical violence perpetration by experience of childhood sexual violence			
	Females (n=119)	Males (n=34)	(n=153)
Experienced childhood sexual violence	47.1 (21.6 - 72.5)**	36.1 (7.5 - 64.7)***	44.0 (23.7 - 64.3)**
	Females (n=580)	Males (n=529)	(n=1109)
No childhood sexual violence	19.5 (12.4 - 26.6)*	16.9 (10.7 - 23.0)*	18.0 (13.3 - 22.8)
Physical violence perpetration by experience of childhood physical violence			
	Females (n=222)	Males (n=194)	(n=416)
Experienced childhood physical violence	43.9 (30.1 - 57.7)*	40.6 (28.6 - 52.6)	42.0 (33.0 - 51.0)
	Females (n=481)	Males (n=369)	(n=850)
No childhood physical violence	16.4 (5.6 - 27.2)***	5.2 (0.7 - 9.6)***	11.0 (4.7 - 17.2)**

Note: CI = confidence interval.

* RSE is >= 15 and <=20%.

** RSE is > 20% and <30%.

*** RSE >= 30%

[1] Violence includes slapping, pushing, shoving, shaking, or intentionally threw something at to hurt, punching, kicking, whipping, or being beaten with an object, choking, smothering, trying to drown, or being burned intentionally, using or threatening to use a knife, gun, or other weapon, or forcing another person to have sex when they did not want to.

[2] Sexual violence includes unwanted sexual touching, unwanted attempted sex, physically forced sex, and pressured sex (sex through verbal persuasion, harassment, threats or tricks).

[3] Physical violence includes slapping, pushing, shoving, shaking, or intentionally threw something at to hurt, punching, kicking, whipping, or being beaten with an object, choking, smothering, trying to drown, or being burned intentionally, using or threatening to use a knife, gun, or other weapon by intimate partner, parent/adult relative, adult in the community or peer.

Table MP 10.2.3. Physical violence [1] perpetration by experience of sexual violence [2] and physical violence [3] in the past 12 months, among 13-17-year-olds – Colombia Violence Against Children and Youth Survey (VACS), 2018.

	FEMALES % (95% CI)	MALES % (95% CI)	TOTAL % (95% CI)
Physical violence perpetration by experience of sexual violence			
	Females (n=57)	Males (n=46)	(n=103)
Experienced sexual violence	36.2 (11.8 - 60.5)***	39.9 (11.8 - 67.9)***	37.5 (19.2 - 55.8)**
	Females (n=536)	Males (n=576)	(n=1112)
No sexual violence	4.9 (2.7 - 7.1)**	16.0 (10.4 - 21.6)*	10.7 (7.5 - 14.0)*
Physical violence perpetration by experience of physical violence			
	Females (n=105)	Males (n=133)	(n=238)
Experienced physical violence	31.0 (12.4 - 49.7)***	42.5 (26.7 - 58.3)*	37.3 (25.5 - 49.1)*
	Females (n=488)	Males (n=489)	(n=977)
No physical violence	4.7 (1.2 - 8.2)***	10.8 (5.6 - 16.0)**	7.7 (4.6 - 10.9)**

Note: CI = confidence interval.

* RSE is >= 15 and <=20%.

** RSE is > 20% and <30%.

*** RSE >= 30%

[1] Physical violence includes slapping, pushing, shoving, shaking, or intentionally threw something at to hurt, punching, kicking, whipping, or being beaten with an object, choking, smothering, trying to drown, or being burned intentionally, using or threatening to use a knife, gun, or other weapon, or forcing another person to have sex when they did not want to.

[2] Sexual violence includes unwanted sexual touching, unwanted attempted sex, physically forced sex, and pressured sex (sex through verbal persuasion, harassment, threats or tricks).

Table MP 10.3.1. Intimate partner [1] violence perpetration[2], among 18-24-year-olds who ever had a partner – Colombia Violence Against Children and Youth Survey (VACS), 2018.

	FEMALES % (95% CI)	MALES % (95% CI)	TOTAL % (95% CI)
	Females (n=662)	Males (n=510)	(n=1172)
Perpetrated physical intimate partner violence	19.1 (12.5 - 25.7)*	4.4 (2.1 - 6.7)**	11.6 (7.9 - 15.3)*

Note: CI = confidence interval.
* RSE is >= 15 and <=20%.
** RSE is > 20% and <30%.

[1] Intimate partner includes current or previous boyfriend, girlfriend, romantic partner, husband or wife.
[2] Violence includes slapping, pushing, shoving, shaking, or intentionally threw something at to hurt, punching, kicking, whipping, or being beaten with an object, choking, smothering, trying to drown, or being burned intentionally, using or threatening to use a knife, gun, or other weapon, or forcing another person to have sex when they did not want to.

Table MP 10.3.2. Intimate partner [1] violence perpetration [2] by experience of sexual violence [3] or physical violence [4] before age 18, among 18-24-year-olds who ever had a partner – Colombia Violence Against Children and Youth Survey (VACS), 2018.

	FEMALES % (95% CI)	MALES % (95% CI)	TOTAL % (95% CI)
Intimate partner violence perpetration by experience of childhood sexual violence			
	Females (n=117)	Males (n=32)	(n=149)
Experienced childhood sexual violence	34.1 (19.8 - 48.3)**	10.3 (0.0 - 23.4)***	27.5 (14.9 - 40.0)**
	Females (n=544)	Males (n=478)	(n=1022)
No childhood sexual violence	15.6 (8.7 - 22.5)**	4.0 (1.9 - 6.2)**	9.3 (5.7 - 12.8)*
Intimate partner violence perpetration by experience of childhood physical violence			
	Females (n=217)	Males (n=192)	(n=409)
Experienced childhood physical violence	32.1 (19.1 - 45.0)**	8.9 (4.0 - 13.8)**	18.8 (12.2 - 25.3)*
	Females (n=445)	Males (n=318)	(n=763)
No childhood physical violence	13.6 (5.3 - 21.9)***	1.6 (0.3 - 3.0)***	7.8 (3.1 - 12.6)***

Note: CI = confidence interval.
* RSE is >= 15 and <=20%.
** RSE is > 20% and <30%.
*** RSE >= 30%

[1] Intimate partner includes current or previous boyfriend, girlfriend, romantic partner, husband or wife.
[2] Violence includes slapping, pushing, shoving, shaking, or intentionally threw something at to hurt, punching, kicking, whipping, or being beaten with an object, choking, smothering, trying to drown, or being burned intentionally, using or threatening to use a knife, gun, or other weapon, or forcing another person to have sex when they did not want to.
[3] Sexual violence includes unwanted sexual touching, unwanted attempted sex, physically forced sex, and pressured sex (sex through verbal persuasion, harassment, threats or tricks).
[4] Physical violence includes slapping, pushing, shoving, shaking, or intentionally threw something at to hurt, punching, kicking, whipping, or being beaten with an object, choking, smothering, trying to drown, or being burned intentionally, using or threatening to use a knife, gun, or other weapon by intimate partner, parent/adult relative, adult in the community or peer.

SECTION 11: Characteristics associated with violence

Table MP 11.1. Characteristics of 18-24-year-olds by experience of any violence in the past 12 months – Colombia Violence Against Children and Youth Survey (VACS), 2018.

	Any Violence [1,2,3]					
	FEMALES		MALES		TOTAL	
	n †	% (95% CI)	n	% (95% CI)	n	% (95% CI)
Violence and having witnessed acts of violence in the home						
Among young people who witnessed acts of violence in the home before the age of 18	234	38.6 (24.9 - 52.4)*	140	57.6 (43.8 - 71.4)	374	46.6 (36.2 - 56.9)
Among young people who did not witness acts of violence in the home before the age of 18	461	19.6 (12.4 - 26.8)*	411	12.9 (6.6 - 19.2)**	872	16.0 (11.2 - 20.7)*
Violence and orphan status (lost one or both parents in childhood)						
Among orphans before age 18	125	22.3 (8.5 - 36.0)***	115	17.4 (3.1 - 31.8)***	240	19.7 (9.7 - 29.6)**
Among non-orphans	550	26.7 (18.6 - 34.7)*	434	23.9 (16.7 - 31.0)*	984	25.2 (19.8 - 30.7)
Violence and school completion						
Among youth who completed primary school or less	66	20.2 (4.6 - 35.8)***	88	24.1 (7.3 - 40.9)***	154	22.8 (10.4 - 35.3)**
Among youth who completed secondary school or more	636	26.7 (19.4 - 33.9)	475	23.3 (15.8 - 30.8)*	1111	25.0 (19.7 - 30.3)
Violence and working for money or other payment in the past 12 months						
Among youth who worked for money or other payment	345	29.6 (20.0 - 39.2)*	421	26.9 (19.4 - 34.4)	766	28.0 (22.1 - 34.0)
Among youth who did not work for money or other payment	358	22.4 (12.7 - 32.2)**	142	13.9 (4.4 - 23.4)***	500	19.2 (12.1 - 26.3)*
Violence and marriage or cohabitation						
Among youth who are married or cohabitating	449	26.7 (18.6 - 34.9)*	211	31.1 (20.7 - 41.6)*	660	28.6 (22.1 - 35.0)
Among youth who are unmarried and not cohabitating	254	25.5 (15.1 - 36.0)**	353	18.8 (11.0 - 26.7)**	607	21.6 (15.1 - 28.1)*

	Any Violence [1,2,3]					
	FEMALES		MALES		TOTAL	
	n †	% (95% CI)	n	% (95% CI)	n	% (95% CI)
Violence and food or material insecurity						
Among youth who experienced food or material insecurity	133	33.1 (15.6 - 50.5)**	99	28.3 (13.4 - 43.3)**	232	30.8 (19.1 - 42.5)*
Among youth who did not experience food or material insecurity	49	8.1 (0.1 - 16.1)***	50	14.6 (0.0 - 29.4)***	99	12.3 (2.2 - 22.5)***
Violence and receipt of remittances in the past 3 years [4]						
Among youth who received remittances	16	78.5 (55.7 - 100.0)	17	52.0 (23.2 - 80.7)**	33	64.5 (44.9 - 84.1)*
Among youth who did not receive remittances	685	25.4 (18.4 - 32.3)	546	22.8 (16.1 - 29.4)	1231	24.0 (19.1 - 29.0)
Violence and separation from mother or father for 6 months or more in childhood [5]						
Among youth who were separated from one or both parents	180	28.6 (16.7 - 40.5)**	133	28.9 (16.4 - 41.4)**	313	28.8 (20.1 - 37.5)*
Among youth who were not separated	364	26.6 (17.0 - 36.1)*	286	21.5 (12.8 - 30.1)**	650	24.0 (17.4 - 30.7)

Note: CI = confidence interval.

† N represents denominator of section.

* RSE is >= 15 and <=20%.

** RSE is > 20% and <30%.

*** RSE >= 30%

[1] Sexual violence includes unwanted sexual touching, unwanted attempted sex, physically forced sex, and pressured sex (sex through verbal persuasion, harassment, threats or tricks).

[2] Physical violence includes punching, slapping, kicking, whipping, lashing, poking with an object, choking, smothering, trying to drown, burning intentionally, using or threatening to use a gun, knife, screwdriver, softball bat, knobkerrie, gun, or other weapon.

[3] Psychological violence includes being told that you were unloved or did not deserve to be loved, being told that they wished you were dead or had never been born, or being ridiculed or put down, or threatened to get rid of you by a parent, adult caregiver or other adult relative.

[4] Receives remittances includes those who received money or goods from other countries in the last 3 years.

[5] Separated from mother or father includes those whose mother or whose father lived away from them for at least 6 months before the age of 18.

Table MP 11.2. Characteristics of 13-17-year-olds by experience of any violence in the past 12 months – Colombia Violence Against Children and Youth Survey (VACS), 2018.

	Any Violence [1,2,3]					
	FEMALES		MALES		TOTAL	
	n †	% (95% CI)	n	% (95% CI)	n	% (95% CI)
Violence and having witnessed violence at home						
Among youth who witnessed violence at home	76	63.4 (42.9 - 84.0)*	52	75.1 (55.1 - 95.0)	128	68.0 (52.9 - 83.0)
Among youth who did not witness violence at home	422	26.6 (16.8 - 36.3)*	497	22.6 (16.3 - 29.0)	919	24.5 (18.7 - 30.3)
Violence and orphan status (lost one or both parents in childhood)						
Among orphans	57	25.1 (1.4 - 48.8)***	71	54.1 (34.3 - 73.9)*	128	39.3 (21.9 - 56.7)**
Among non-orphans	526	34.0 (26.4 - 41.7)	551	26.2 (19.6 - 32.8)	1077	30.0 (24.9 - 35.1)
Violence and school attendance						
Among youth not attending school	105	24.7 (8.0 - 41.3)***	110	29.5 (15.0 - 44.1)**	215	27.1 (16.1 - 38.1)**
Among youth currently attending school	480	36.2 (27.9 - 44.4)	534	29.4 (22.1 - 36.8)	1014	32.7 (27.1 - 38.3)
Violence and working for money or other payment in the past 12 months						
Among youth who worked for money or other payment	70	46.5 (31.7 - 61.4)*	177	51.6 (39.7 - 63.4)	247	50.4 (40.7 - 60.1)
Among youth who did not work for money or other payment	529	32.9 (24.9 - 40.9)	469	21.6 (14.6 - 28.7)*	998	27.7 (22.1 - 33.3)
Violence and marriage or cohabitation						
Among youth who are married or cohabitating	94	37.0 (18.0 - 56.0)**	19	65.0 (33.1 - 97.0)**	113	42.4 (24.8 - 60.0)**
Among youth who are unmarried and not cohabitating	505	33.6 (25.2 - 41.9)	625	28.4 (22.0 - 34.9)	1130	30.8 (25.5 - 36.1)

	Any Violence [1,2,3]					
	FEMALES		MALES		TOTAL	
	n †	% (95% CI)	n	% (95% CI)	n	% (95% CI)
Violence and food or material insecurity						
Among youth who experienced food or material insecurity	287	35.3 (25.1 - 45.5)	269	41.0 (30.8 - 51.2)	556	37.8 (30.5 - 45.2)
Among youth who did not experience food or material insecurity	144	27.7 (9.3 - 46.0)***	184	16.9 (8.6 - 25.3)**	328	20.9 (11.8 - 30.1)**
Violence and separation from mother or father for 6 months or more in childhood [4]						
Among youth who were separated from one or both parents	202	35.4 (21.9 - 48.8)*	228	45.7 (33.4 - 57.9)	430	40.1 (30.9 - 49.2)
Among youth who were not separated	397	33.4 (24.8 - 41.9)	413	23.0 (15.7 - 30.3)*	810	27.9 (22.0 - 33.7)

Note: CI = confidence interval.

† N represents denominator of section.

* RSE is >= 15 and <=20%.

** RSE is > 20% and <30%.

*** RSE >= 30%

[1] Sexual violence includes unwanted sexual touching, unwanted attempted sex, physically forced sex, and pressured sex (sex through verbal persuasion, harassment, threats or tricks).

[2] Physical violence includes punching, slapping, kicking, whipping, lashing, poking with an object, choking, smothering, trying to drown, burning intentionally, using or threatening to use a gun, knife, screwdriver, soft-ball bat, knobkerrie, gun, or other weapon.

[3] Psychological violence includes being told that you were unloved or did not deserve to be loved, being told that they wished you were dead or had never been born, or being ridiculed or put down, or threatened to get rid of you by a parent, adult caregiver or other adult relative.

[4] Separated from mother or father includes those whose mother or whose father lived away from them for at least 6 months before the age of 18.

INSPIRE indicators

Table MP N. Norms and values related to the justification of violence among 18-24-year-olds – Colombia Violence Against Children and Youth Survey (VACS), 2018.

	FEMALES % (95% CI)	MALES % (95% CI)	TOTAL % (95% CI)
	Females (n=694)	Males (n=557)	(n=1251)
Agreement with necessity of corporal punishment by parents	10.9 (7.0 - 14.8)*	20.6 (13.4 - 27.7)*	15.8 (11.5 - 20.2)
	Females (n=699)	Males (n=561)	(n=1260)
Agreement with necessity of corporal punishment by teachers	1.6 (0.0 - 3.5)***	2.7 (0.3 - 5.2)***	2.2 (0.6 - 3.8)***
	Females (n=703)	Males (n=564)	(n=1267)
Attitudes about the acceptability of domestic violence [1]	1.5 (0.4 - 2.5)***	6.2 (1.9 - 10.5)***	3.9 (1.5 - 6.2)***
	Females (n=702)	Males (n=563)	(n=1265)
Beliefs about gender, sexual practices, and intimate partner violence [2]	19.0 (13.9 - 24.2)	50.4 (42.0 - 58.8)	35.1 (29.1 - 41.1)

Note: CI = confidence interval.

* RSE is >= 15 and <=20%.

** RSE is > 20% and <30%.

*** RSE >= 30%

[1] Includes participants who endorsed one or more of the following: it is acceptable for a husband to beat his wife if she: goes out without telling him; neglects the children; argues with him; refuses to have sex with him; is suspected of having an affair.

[2] Includes participants who endorsed one or more of the following: men decide when to have sex; men need more sex than women; men need other women; women who carry condoms are “loose;” women should tolerate violence to keep the family together.

Table MP S.1. Safe environments: weapon-carrying and safety among 13-17-year-olds – Colombia Violence Against Children and Youth Survey (VACS), 2018.

	FEMALES % (95% CI)	MALES % (95% CI)	TOTAL % (95% CI)
	Females (n=594)	Males (n=644)	(n=1238)
Missing school or not leaving home due to fear of violence in the past 30 days (among those who are attending school)	3.5 (0.6 - 6.4)***	4.4 (1.5 - 7.3)***	4.0 (1.9 - 6.0)**
	Females (n=596)	Males (n=646)	(n=1242)
Agreement with necessity of corporal punishment by teachers	1.1 (0.0 - 2.2)***	9.3 (5.8 - 12.8)*	5.3 (3.3 - 7.3)*

Note: CI = confidence interval. [1] Weapons include gun, knife, machete, or club.

** RSE is > 20% and <30%.

*** RSE >= 30%

Table MP P. Parent and caregiver support and parent-youth relationships among 13-17-year-olds – Colombia Violence Against Children and Youth Survey (VACS), 2018.

	FEMALES % (95% CI)	MALES % (95% CI)	TOTAL % (95% CI)
	Females (n=579)	Males (n=617)	(n=1196)
Closeness between mother and youth	91.3 (87.1 - 95.4)	92.4 (88.7 - 96.1)	91.8 (89.1 - 94.6)
	Females (n=565)	Males (n=599)	(n=1164)
Easy to talk to mother	71.9 (64.0 - 79.8)	81.3 (74.5 - 88.1)	76.6 (71.4 - 81.8)
	Females (n=517)	Males (n=601)	(n=1118)
Parent monitoring and supervision	89.6 (84.8 - 94.5)	86.0 (80.7 - 91.4)	87.7 (84.1 - 91.4)

Note: CI = confidence interval.

* RSE is >= 15 and <=20%.

** RSE is > 20% and <30%.

Table MP I.1. Income and economic strengthening among 13-17-year-olds – Colombia Violence Against Children and Youth Survey (VACS), 2018.

	FEMALES % (95% CI)	MALES % (95% CI)	TOTAL % (95% CI)
	Females (n=478)	Males (n=498)	(n=976)
Food insecurity [1]	33.3 (25.5 - 41.0)	26.7 (18.9 - 34.5)	30.0 (24.5 - 35.5)

Note: CI = confidence interval.

* RSE is >= 15 and <=20%.

** RSE is > 20% and <30%.

Table MP I.2. Income and economic strengthening among 18-24-year-old women – Colombia Violence Against Children and Youth Survey (VACS), 2018.

	FEMALES % (95% CI)	MALES % (95% CI)
	Females (n=212)	Males
Women's economic empowerment: decision-making among married or cohabitating women	96.1 (93.0 - 99.2)	N/A

Note: CI = confidence interval.

** RSE is > 20% and <30%.

Table E.1. Education and life skills among 13-17-year-olds – Colombia Violence Against Children and Youth Survey (VACS), 2018.

	FEMALES % (95% CI)	MALES % (95% CI)	TOTAL % (95% CI)
	Females (n=585)	Males (n=644)	(n=1229)
Current school enrollment	82.9 (75.9 - 89.9)	83.6 (78.1 - 89.2)	83.3 (78.9 - 87.7)
	Females (n=577)	Males (n=643)	(n=1220)
Binge drinking in the past 30 days	13.2 (8.3 - 18.0)*	15.5 (10.4 - 20.6)*	14.4 (10.8 - 17.9)
	Females (n=597)	Males (n=647)	(n=1244)
Physical fighting in the past 12 months	13.7 (7.5 - 19.9)**	21.8 (15.8 - 27.8)	17.8 (13.6 - 22.1)

Note: CI = confidence interval.

** RSE is > 20% and <30%.

Table E.2. Education and life skills among 18-24-year-olds – Colombia Violence Against Children and Youth Survey (VACS), 2018.

	FEMALES % (95% CI)	MALES % (95% CI)	TOTAL % (95% CI)
	Females (n=670)	Males (n=553)	(n=1223)
Early sexual debut (first sex at or before age 15)	43.1 (35.6 - 50.5)	50.9 (43.9 - 57.9)	47.1 (42.0 - 52.2)
	Females (n=503)	Males	
Early pregnancy (before age 18 among women who ever had sex)	30.6 (24.0 - 37.3)	N/A	
	Females (n=702)	Males (n=564)	(n=1266)
Married or lived with someone as if married before age 18	31.5 (23.5 - 39.5)	8.3 (4.7 - 12.0)**	19.6 (14.9 - 24.3)

Note: CI = confidence interval.

* RSE is >= 15 and <=20%.

** RSE is > 20% and <30%.

*** RSE >= 30%

Appendix B: Supplementary sampling methods

The Colombia Violence Against Children and Youth Survey (VACS) was a nationally representative household survey of all non-institutionalized (i.e. only populations living in households), females and males ages 13-24 years designed to produce national estimates of childhood sexual, physical, and psychological violence. It also included an independent representative sample of 170 priority municipalities more directly exposed to the internal conflict.

The sampling frame was originally compiled by the Ministry of Health and Social Protection (MSPS) based on the 2005 national census. The master sample for the Colombia VACS included 5,000 Secondary Sampling Units (SSUs) representative of the six regions of the country. For the national sample, the universe was the 1,122 municipalities (including 20 unincorporated areas and the Islands of San Andrés and Providencia), of the 32 departments of the country and Bogota DC. The national stratum

also included a 20% oversampling of the four largest municipalities of the country: Bogotá, Medellín, Cali and Barranquilla. A similar procedure was independently followed to identify a representative sample of the 170 priority municipalities (more exposed to the internal conflict of the country). This subset spans the entire nation and the results associated to it represent more accurately areas where the internal conflict has had its greatest effects.

The Colombia VACS used a split sample approach. This means that the survey for females was conducted in different EAs than the survey for males. The split sample approach serves to protect the confidentiality of participants and eliminates the chance that for example, a male perpetrator of a sexual assault and the female who was the victim of his sexual assault in the same community would both be interviewed.

B.1. Study design and sampling

The target population for this survey included individuals ages 13-24. The study relied on this age range because children younger than 13 years old typically do not have the maturity to be able to answer complex survey questions, including the more complicated questions on potential risk and protective factors. Furthermore, limiting the upper age range to 24 years helps to reduce potential recall bias for childhood experiences, or the inability to recall events in the past accurately. Detailed VACS methods are also available in additional reference materials.^{42,43}

B.2. Stages of selection

The VACS utilized a probabilistic household, three-stage clustered stratified sample design. In the first stage, the national sampling was extracted from 94 municipalities (PSUs for Colombia) that include PSUs of forced inclusion (FI) with a probability of 1 and others with probabilistic inclusion by stratum and proportional to population size (PPS). In the second stage, 619 blocks (SSUs) were selected randomly within census sectors and sections of which 296 were for females and 323 for males. For the priority municipalities, independently from the national sample, 49 municipalities of the 170 existing priority municipalities were selected. From those,

516 (SSUs) were randomly chosen using the same methods as in the national sample. Specifically, for this sample 248 were female samples and 268 were male samples. Because the selection for both samples was completely independent, nine municipalities were randomly selected for both samples (though different SSUs were used within them).

In the third stage, a fixed number of 24 homes were randomly selected (TSUs in Colombia) using equal probability systematic sampling within each SSU. SSUs that were considered small (e.g. those with a total of less than 96 households overall), were joined with contiguous blocks until 96 households within an SSU was achieved. This means that SSUs are composed of one or more blocks. In rural disperse areas the selected units were veredas (i.e. a rural subdivision of a municipality). The objective of selecting 96 households at a minimum is to protect participants' confidentiality because of the low geographic dispersion. During the original sample draw, an additional 81 SSUs were selected (43 SSUs for the national stratum – 18 female SSUs and 25 for male SSUs – and 38 SSUs for the priority stratum – 15 female SSUs and 23 male SSUs – but no surveying was ever completed in those areas due to community violence, gated neighborhoods, or inclement weather, and therefore they were dropped from the analysis and not considered any further.

The total number of segments effectively used were 619, of which 80% were part of the urban component of municipalities and 20% were rural. Table B1 represents the number of PSUs and segments selected by region.

Table B.1. Distribution of the number of municipalities and SSUs selected by region and department according to zone (Urban class 1, Rural Classes 2 and 3)

Región	Department	Minimum domain	Nº Mpalities Country	COLLAPSED SAMPLE		SUBSAMPLE FOR VACS					
				Nº HHs Sample	Total SSU	Nº Mpalities	Nº Mpalities	SSU-Segments			
								Total	Urban	Rural	
1. Atlántico	S. Andrés y P	S. Andrés y P	2	1500	145	2	2	15	11	4	
	Atlántico	Atlántico	23	1500	144	8	3	44	42	2	
	Bolívar	Bolívar	46	1500	144	12	3	16	12	4	
			71	4500	433	22	8	75	65	10	
	La Guajira	La Guajira	15	1500	144	6	2	16	9	7	
	Magdalena	Magdalena	30	1500	144	5	2	16	12	4	
	Cesar	Cesar	25	1500	144	4	2	16	12	4	
			70	4500	432	15	6	48	33	16	
	Sucre	Sucre	26	1500	144	5	2	16	10	6	
	Córdoba	Córdoba	30	1500	144	6	2	15	8	7	
		56	3000	288	11	4	31	18	13		
Total for Region			197	12000	1153	48	18	153	116	38	
2. Oriental	Santander	Santander	87	1500	144	20	4	15	11	4	
	N. de Santander	N. de Santander	40	1500	144	11	3	16	13	4	
			127	3000	288	31	7	32	24	8	
	Boyacá	Boyacá	123	1500	144	24	4	16	9	7	
	C/namarca	C/namarca	116	1500	144	20	4	16	10	6	
	Meta	Meta	29	1500	144	7	3	16	12	4	
		268	4500	432	51	11	48	31	17		
Total for Region			395	7500	720	82	18	80	55	25	
3. Orinoquia	Arauca	Arauca	7	1100	96	7	3	11	10	1	
	Casanare	Casanare	19	1100	96	11	3	10	8	2	
	Guainía	Guainía	9	1100	96	7	3	11	11	0	
	Vichada	Vichada	4	1100	109	4	2	11	11	0	
			39	4400	397	29	11	43	40	3	
	Amazonía	Amazonas	Amazonas	1	1100	96	7	3	11	11	0
		Putumayo	Putumayo	113	1100	96	9	3	11	9	2
		Guaviare	Guaviare	4	1100	96	4	2	11	11	0
		Vaupés	Vaupés	6	1100	83	6	2	9	9	0
				34	4400	371	26	10	42	39	2
Total for Region			73	8000	768	55	21	85	80	5	

Region	Department	Minimum domain	Nº Mpalities Country	COLLAPSED SAMPLE			SUBSAMPLE FOR VACS			
				Nº HHS Sample	Total SSU	Nº Mpalities	Nº Mpalities	SSU-Segments		
								Total	Urban	Rural
4. Bogotá	Bogotá	Bogotá	1	3600	385	1	1	72	72	0
Total for Region			1	3600	385	1	1	72	72	0
5. Central	Caldas	Caldas	27	1500	144	8	3	15	11	4
	Risaralda	Risaralda	14	1500	144	9	3	16	13	3
	Quindío	Quindío	12	1500	144	4	2	16	14	2
			53	4500	432	21	8	47	38	9
	Tolima	Tolima	47	1500	144	8	3	16	11	5
	Huila	Huila	37	1500	144	7	3	15	10	5
	Caquetá	Caquetá	16	1500	144	4	2	16	10	6
			100	4500	432	19	8	47	31	16
	Antioquia	Medellín (metro)	10	1800	212	10	3	51	49	2
	Antioquia	Antioquia (rest)	115	1500	145	21	4	16	9	7
		125	3300	357	31	7	67	58	8	
Total for Region			278	12300	1221	71	23	161	127	34
6. Pacífica	Valle	Cali (metro)	2	1800	173	2	2	46	46	0
	Valle	Valle (rest)	40	1237	145	9	3	16	12	4
			42	3037	318	11	5	62	58	4
	Cauca	Cauca	42	1519	145	9	3	16	6	10
	Nariño	Nariño	64	1432	145	11	3	17	8	9
	Chocó	Chocó	30	1812	145	6	2	15	8	7
		136	4763	435	27	8	48	22	26	
Total for Region			178	7800	753	38	13	110	80	30
TOTAL			1122	52000	5000	295	94	662¹	530	132

¹Includes 43 SSUs that were excluded due to community violence, gated communities or inclement weather. Source: Master Sample 2014 – Ministry of Health and Social protection and own calculations.

In this survey, sample weights were applied during data analysis that accounted for the probabilities of selecting individuals based on the actual results of the fieldwork, rather than the original sampling plan. These probabilities take into account (1) varying household selection probabilities and (2) non-response adjustments due to sample loss (e.g. loss of SSUs or rejection of eligible participants). In the last stage, one eligible participant (female or male depending on the selected SSU) was randomly selected from the list of all eligible participants (females or males) 13-24 years of age in each household and administered the questionnaire.

B.3. Weighting procedure

Applying sample weights in data analysis compensates for the differences in probability of selection of individuals who completed VACS. The sample weights allow inferences to be drawn about the total population of children and youth in an approximately unbiased way. With weighting, each individual participant “represents” a number of other individuals in the population, based on their probability of selection during the sampling procedure. VACS used a three-step weighting procedure: (Step 1) computation of base weight for each sample participant; (Step 2) adjustment of the base weights for differential non-response rates in the sample; and (Step 3) post-stratification calibration adjustment of weights to known population totals.

B.3.1. Base weight

Base weights were calculated that are inversely proportional to the overall selection probabilities for each sample participant (Step 1). Calculations in this stage included

probabilities of selection of SSUs, gender specification, selection of households, and selection of eligible individuals.

B.3.2. Non-responsive weight

In Step 2, base weights were adjusted to compensate for the losses in the sample outcome due to non-response. In this step, non-response adjustments were made for SSUs, households, and participants. The household-level and individual non-response adjustments were conducted using base-weighted data aggregated into weighting-classes by location strata (departments in national stratum and geographical sub-regions in priority municipalities stratum) and sex.

B.3.3. Household-level response rate

Using the household disposition codes, the household-level response rates were computed separately for each weighting-class using the formula below.

$$\text{Household - Response Rate} = \frac{\text{Level } ([1]+[2])}{([1]+[2]+[4]+[6])}$$

Where:

- [1] = Completed household survey, 1 person selected
- [2] = Completed household survey, no eligible in household
- [3] = Unoccupied/Abandoned
- [4] = No one home
- [5] = Demolished
- [6] = Household refusal
- [7] = Other

Disposition code (Household level)	National Stratum		Priority municipality stratum	
	Females	Males	Females	Males
1	1,533	1,514	1,448	1,381
2	2,513	2,646	2,222	2,600
3	16	27	10	11
4	1,530	1,865	1,520	1,381
5	0	0	0	0
6	1,340	1,511	619	903
7	74	61	31	40

The corresponding household-level weighting-class adjustment was computed as one divided by the weighted household response rate for each weighting-class.

B.3.4. Person-level response rate

Using the household disposition codes, the household-level response rates were computed separately for each weighting-class using the formula below.

$$\text{Individual Level Response Rate} = \frac{[1]}{([1]+[2]+[4]+[6])}$$

Where:

[1] = Completed individual survey

[4] = Not available

[2] = Selected participant refusal

[5] = Does not speak study language/disability

[3] = Incomplete

Disposition code (Household level)	National Stratum		Priority municipality stratum	
	Females	Males	Females	Males
1	1,406	1,299	1,302	1,211
2	34	58	34	36
3	0	0	0	0
4	87	152	103	127
5	6	5	9	7

B.3.5. Post-stratification weight

In the final stage of the weighting process (Step 3), calibration adjustment was done to adjust weights to conform to the 2018 population projections distributed by sex. Weighting-classes for post-stratification were formed using gender (female/male) and department of Colombia, as in the case of the non-response weights.

B.3.7. Statistical significance

Statistical significance in this survey is based on the comparison of the confidence intervals around two estimates. When the confidence intervals do not overlap it is considered that they are statistically significant.

B.3.6. Final weights

The final weights assigned to each responding unit were computed as the product of the base weight, the non-response weight, and post-stratification weight for VACS participants. The final sample weights were used in all analyses to produce estimates of population parameters in SAS (version 9.4).

Appendix C: VACS questionnaires

C.1. Head of household questionnaire

VIOLENCE AGAINST CHILDREN SURVEY – COLOMBIA: HOUSEHOLD QUESTIONNAIRE

H1	RECORD THE TIME THE INTERVIEW BEGAN (00:00):	<input type="text"/>	<input type="text"/>	<input type="text"/>	<input type="text"/>
H2	RECORD THE SEX OF THE HEAD OF HOUSEHOLD: MALE OR FEMALE	MALE	1		
		FEMALE	2		
H3	I would like to start by asking you some questions about yourself: How old are you?	YEARS OLD: <input type="text"/>			
		DON'T KNOW.....	98		
		DECLINED	99		
Please remember we are looking only for the MAIN option (for questions H4, H5, H8, H9, H10 and H11)					
H4	Now, I will continue by asking you questions about your household. What is the main source of drinking water for members of your household? <i>If response is "neighbor", ask where does the neighbor get drinking water?</i>	PUBLIC PIPED WATER..... OTHER SOURCE PIPED..... DUG WELL WITH PUMP..... DUG WELL WITHOUT PUMP..... RAIN WATER..... WATER FROM SPRING, RIVER, STREAM..... PUBLIC FOUNTAIN..... TANKER TRUNK WATER..... TANK..... BOTTLED WATER/ IN BAG..... DON'T KNOW..... DECLINED	1 2 3 4 5 6 7 8 9 10 98 99		
H5	What kind of toilet facility do members of your household mostly use? <i>IF "FLUSH" OR "POUR FLUSH", PROBE: Where does it flush to?</i> <i>If response is "neighbor", ask what does the neighbor use for a toilet?</i>	FLUSH TOILET CONNECTED TO SEWAGE..... FLUSH TOILET CONNECTED TO SEPTIC TANK..... FLUSH TOILET WITHOUT CONNECTION..... PIT LATRINE WITH SLAB/ WITHOUT SLAB/ OPEN PIT..... COMPOSITING LATRINE..... NO FACILITY/ SHURBS/ GROUND..... DON'T KNOW..... DECLINED	1 2 3 4 5 9 98 99	H7	
H6	Do you share this facility with other households?	YES..... NO..... DON'T KNOW..... DECLINED	1 2 98 99		
H7	Does your household have:				
	A. Electricity	YES NO DK DTA			
	B. A paraffin/fuel lamp, candles	1 2 98 99			
	C. Radio	1 2 98 99			
	D. Television	1 2 98 99			
	E. Mobile/cell telephone	1 2 98 99			
	F. Non-Mobile Telephone (landline)	1 2 98 99			
	G. Refrigerator	1 2 98 99			
	H. Internet	1 2 98 99			
	If there is NO electric energy on H7= 2, 98, 99, then jump to H8				
H7Q	Which stratum is marked in your energy receipt?	STRATUM 1..... STRATUM 2..... STRATUM 3..... STRATUM 4..... STRATUM 5..... STRATUM 6..... DON'T KNOW..... DECLINED	1 2 3 4 5 6 98 99		

H8	What type of fuel does your household mainly use for cooking?	ELECTRICITY..... LIQUEFIED PETROLEUM GAS (LPG)..... GAS CONNECTED TO PUBLIC NETWORK..... KEROSENE/OIL/COCINOL/ACPM/GASOLINE/ ALCOHOL..... COAL, LIGNITE..... CHARCOAL/WOOD/STRAW/SHRUB/GRASS..... ANIMAL DUNG/REFUSE..... NO FOOD COOKED IN HOUSEHOLD..... DON'T KNOW..... DECLINED	1 2 3 4 5 6 7 8 98 99		
H9	RECORD THE MAIN MATERIAL OF THE DWELLING FLOOR. <i>(OBSERVE OR ASK)</i>	EARTH/SAND..... CEMENT..... WOOD PLANKS, UNTREATED WOOD, PLANTMATERIAL..... CERAMIC TILES/ MOSAICS /BRICK/VINYL/ ASPHALT STRIPS..... MARBLE /PARQUET /POLISHED WOOD..... CARPET..... DON'T KNOW..... DECLINED	1 2 3 4 5 6 7 98 99		
H10	RECORD THE MAIN MATERIAL OF THE ROOF. <i>(OBSERVE OR ASK)</i>	NO ROOF..... STRAW/ PALM LEAF/ VEGETABLE MATERIAL ROOF..... RUSTIC CARPET..... PALM/ BAMBOO..... WOOD PLANKS/ PLYWOOD..... CARDBOARD..... ALUMINUM/ IRON/ ZINC PLANKS..... WOOD PIECES..... ASBESTOS..... CEMENT FIBER/ FIBROCEMENT SHEETS..... CEMENT / PLAFON / CEMENT SLAB..... ROOFING SHINGLES..... DON'T KNOW..... DECLINED	1 2 3 4 5 6 7 8 9 10 11 12 98 99		
H11	RECORD THE MAIN MATERIAL OF THE WALLS. <i>(OBSERVE OR ASK)</i>	NO WALLS..... BRICKS , CEMENT BLOCKS, TREATED CEMENT/ CONCRETE PREFABRICATED, STONE..... SAWN WOOD/ PLYWOOD..... WOOD WITH MUD, ADOBE..... BAHAREQUE..... WOOD PLANKS..... BAMBOO..... CANE/PALM/TRUNKS..... CARDBOARD/ ZINC/ FABRIC/ CANVAS/ CANS/ PLASTICS/ WASTE..... DON'T KNOW..... DECLINED	1 2 3 4 5 6 7 8 9 98 99		
H12	How many rooms are there in this household?	NO. OF ROOMS: <input type="text"/>			
		DON'T KNOW.....	98		
		DECLINED	99		
H13	How many rooms in this household are used for sleeping?	NO. OF ROOMS: <input type="text"/>			
		DON'T KNOW.....	98		
		DECLINED	99		

H14	Now, I would like to ask you about your belongings/financial assistance. Does any member of your household own: A. Bicycle B. Bike taxi C. Motorcycle or Scooter D. Motorbike taxi E. Animal traction vehicle (Donkey, Oxcart) F. Car or Truck		YES	NO	DK	DTA
		A. BICYCLE	1	2	98	99
		B. BIKE TAXI	1	2	98	99
		C. MOTORCYCLE OR SCOOTER	1	2	98	99
		D. MOTORBIKE TAXI	1	2	98	99
		E. ANIMAL TRACTION VEHICLE (DONKEY, OXCART)	1	2	98	99
		F. CAR OR TRUCK	1	2	98	99
H15	Does any member of this household own or rent any agricultural land?	YES..... NO..... DON'T KNOW..... DECLINED.....	1 2 98 99			
H16	Does this household own any livestock, herds, other farm animals or poultry?	YES..... NO..... DON'T KNOW..... DECLINED.....	1 2 98 99			
H17	Does any member of this household have a bank account?	YES..... NO..... DON'T KNOW..... DECLINED.....	1 2 98 99			
H18	Does anyone in the household receive outside financial help from a government program during the last year?	YES..... NO..... DON'T KNOW..... DECLINED.....	1 2 98 99			
H19	Does anyone in the household receive outside financial help from a non-government program, or does someone participate in a community based program that provides income, such as micro finance, loan, or community savings group?	YES..... NO..... DON'T KNOW..... DECLINED.....	1 2 98 99			
H19A	¿Has anyone on your household been included in the National Victim's Registry (RUV)?	YES..... NO..... DON'T KNOW..... DECLINED.....	1 2 98 99			→H20
H19B	¿What was the victimizing event that led you or your family member to be included in the registry? (Read the options in the answers)	ABANDONMENT OR DISPOSSESSION OF LAND TERRORIST ACT/ COMBAT THREATS CRIMES AGAINST SEXUAL LIBERTY OR INTEGRITY FORCED DISAPPEARANCE INTERNAL DISPLACEMENT HOMICIDE ANTIPERSONNEL MINES, UXOS LOSS OF PROPERTY KIDNAPPING TORTURE CHILDREN/ADOLESCENT NO SABE NO RESPONDE	1 2 3 4 5 6 7 8 9 10 11 12 98 99			
H20	In the past 12 months, how often would you say you or your family were worried or stressed out about having enough money to pay for meals? Would you say very often, often, sometimes, seldom, or never?	VERY OFTEN..... OFTEN..... SOMETIMES..... SELDOM..... NEVER..... DON'T KNOW..... DECLINED.....	1 2 3 4 5 98 99			
H21	Now, I will continue by asking you questions about remittances Have you or someone living in your HH receive money or goods from other countries in the last year? (Choose all responses that apply)	YES, FROM VENEZUELA..... YES, FROM THE UNITED STATES..... YES, FROM SPAIN..... YES, FROM ECUADOR..... YES, FROM CHILE..... YES, FROM MEXICO..... YES, FROM CANADA..... YES, FROM OTHER COUNTRIES OF CENTRAL AND SOUTH AMERICA.....	A B C D E F G H			

		YES, FROM OTHER COUNTRIES NOT MENTIONED ABOVE..... DID NOT RECEIVE ANY..... DON'T KNOW..... DECLINED.....	I X Y Z	
H30	Now, I would like to ask you and your family's experience moving abroad or within [country] Have you ever lived abroad? Where have you lived? (Choose all responses that apply)	YES, IN VENEZUELA..... YES, IN THE UNITED STATES..... YES, IN SPAIN..... YES, IN ECUADOR..... YES, IN CHILE..... YES, IN MEXICO..... YES, IN CANADA..... YES, IN OTHER COUNTRIES OF CENTRAL AND SOUTH AMERICA..... YES, FROM OTHER COUNTRIES NOT MENTIONED ABOVE..... NEVER LIVED ABROAD..... DON'T KNOW..... DECLINED.....	A B C D E F G H I X Y Z	→ H32
H31	What were the main reasons for you living abroad? (Choose all responses that apply)	FAMILY REUNIFICATION..... FOR HEALTH REASONS..... ECONOMIC/WORK..... SCHOOL..... TOURISM..... FORCED BY VIOLENCE IN MY FAMILY..... FORCED BY CRIMINAL GANGS..... FORCED BY THE ARMED CONFLICT..... NATURAL DISASTERS..... DON'T KNOW..... DECLINED.....	A B C D E F G H I Y Z	
H32	Do you have relatives who are now living abroad? Where do they currently live? (Choose all responses that apply)	YES, IN VENEZUELA..... YES, IN THE UNITED STATES..... YES, IN SPAIN..... YES, IN ECUADOR..... YES, IN CHILE..... YES, IN MEXICO..... YES, IN CANADA..... YES, IN OTHER COUNTRIES OF CENTRAL AND SOUTH AMERICA..... YES, FROM OTHER COUNTRIES NOT MENTIONED ABOVE..... NEVER LIVED ABROAD..... DON'T KNOW..... DECLINED.....	A B C D E F G H I X Y Z	
H32A	What were the main reasons for your relatives living abroad? (Choose all responses that apply)	FAMILY REUNIFICATION..... FOR HEALTH REASONS..... ECONOMIC/WORK..... SCHOOL..... TOURISM..... FORCED BY VIOLENCE IN MY FAMILY..... FORCED BY CRIMINAL GANGS..... FORCED BY THE ARMED CONFLICT..... NATURAL DISASTERS..... DON'T KNOW..... DECLINED.....	A B C D E F G H I Y Z	
H33	Do you have any plans to send your child (children) to live abroad in the next three years?	YES..... NO..... I DON'T HAVE CHILDREN..... DON'T KNOW..... DECLINED.....	1 2 3 98 99	→ H34 → H40 → H34
H33A	What are the main reasons for you planning to send your child (children) to live abroad? (Choose all responses that apply)	FAMILY REUNIFICATION..... FOR HEALTH REASONS..... ECONOMIC/WORK..... SCHOOL..... TOURISM.....	A B C D E	

		FORCED BY VIOLENCE IN MY FAMILY FORCED BY CRIMINAL GANGS..... FORCED BY THE ARMED CONFLICT..... NATURAL DISASTERS..... DON'T KNOW DECLINED	F G H I Y Z	
H34	In the past 3 years, how many of your children ages 10 years or younger went to live in other countries?	NONE NO. OF CHILDREN: <input type="text"/> <input type="text"/> DON'T KNOW DECLINED	0 98 99	H36 H36
H35	Who travelled with them? <i>(Choose all responses that apply)</i>	FATHER..... MOTHER..... BROTHER/ SISTER..... PARTNER..... OTHER RELATIVE..... OTHER ACQUAINTANCE..... HUMAN SMUGGLER..... NOBODY/ THEY TRAVELED ALONE (WITHOUT A HUMAN SMUGGLER)..... DON'T KNOW..... DECLINED	A B C D E F G H Y Z	
H36	In the past 3 years, how many of your children ages 11 to 17 years went to live in other countries?	NONE NO. OF CHILDREN: <input type="text"/> <input type="text"/> DON'T KNOW DECLINED	0 98 99	H38 H38
H37	Who travelled with them? <i>(Choose all responses that apply)</i>	FATHER..... MOTHER..... BROTHER/ SISTER..... PARTNER..... OTHER RELATIVE..... OTHER ACQUAINTANCE..... HUMAN SMUGGLER..... NOBODY/ THEY TRAVELED ALONE (WITHOUT A HUMAN SMUGGLER)..... DON'T KNOW..... DECLINED	A B C D E F G H Y Z	
H38	In the past 3 years, how many of your children ages 18 years or older went to live in the U.S.?	NONE NO. OF CHILDREN: <input type="text"/> <input type="text"/> DON'T KNOW DECLINED	0 98 99	H40 H40
H39	Who travel with them? <i>(Choose all responses that apply)</i>	FATHER..... MOTHER..... BROTHER/ SISTER..... PARTNER..... OTHER RELATIVE..... OTHER ACQUAINTANCE..... HUMAN SMUGGLER..... NOBODY/ THEY TRAVELED ALONE (WITHOUT A HUMAN SMUGGLER)..... DON'T KNOW..... DECLINED	A B C D E F G H Y Z	
IF H34=2,98,99 AND H36=2,98,99 AND H38=2,98,99 SKIP TO H40				
H39A	What are the main reasons for any of your child (children) went to live the U.S? <i>(Choose all responses that apply)</i>	FAMILY REUNIFICATION..... FOR HEALTH REASONS..... ECONOMIC/WORK..... SCHOOL..... TOURISM..... FORCED BY VIOLENCE IN MY FAMILY.....	A B C D E F	

		FORCED BY CRIMINAL GANGS..... FORCED BY THE ARMED CONFLICT..... NATURAL DISASTERS..... DON'T KNOW DECLINED	G H I Y Z	
H40	Have you ever moved to another department or municipality in your country?	YES..... NO..... DON'T KNOW..... DECLINED	1 2 98 99	H50
H41	What was the main reason for you moving from your home to another department or municipality?	FAMILY REUNIFICATION..... FOR HEALTH REASONS..... ECONOMIC/WORK..... SCHOOL..... TOURISM..... FORCED BY VIOLENCE IN MY FAMILY..... FORCED BY CRIMINAL GANGS..... FORCED BY THE ARMED CONFLICT..... NATURAL DISASTERS..... DON'T KNOW..... DECLINED	A B C D E F G H I Y Z	
ONLY FOR HOUSEHOLDS WITH 1 OR MORE RESIDENTS LESS THAN 18 YEARS, OTHERWISE SKIP TO H54				
H50	Now I will ask you about the health and wellness of the members of your household: In the past year, have any of the adults in the household been ill for 3 or more months?	YES..... NO..... DON'T KNOW..... DECLINED	1 2 98 99	
H51	Have any adults in this household died in the past 12 months?	YES..... NO..... DON'T KNOW..... DECLINED	1 2 98 99	
H52	Did you ever cut the size of the meals of child(ren) living in your household because there was not enough food or money?	YES..... NO..... DON'T KNOW..... DECLINED	1 2 98 99	
H53	Did the child(ren) living in your household ever skip meals because there was not enough food or money?	YES..... NO..... DON'T KNOW..... DECLINED	1 2 98 99	
ONLY ASKED IF RESPONDENT HAS BEEN SELECTED AND IS LESS THAN 18 YEARS				
H54	Is the [AGE] year old [M/F] born on [DOB] currently living in this household because his/her own parent is sick, imprisoned, has died, or has moved away?	YES, PARENT DIED..... YES, PARENT IS SICK..... YES, PARENT MOVED AWAY..... YES, PARENT IS IMPRISONED..... NO..... DON'T KNOW..... DECLINED	1 2 3 4 5 98 99	H56
ONLY ASKED IF THERE IS ANOTHER HOUSEHOLD MEMBER LESS THAN 18 YEARS				
H55	Are/is the (other) child(ren) living in this household because their own parent is sick, has died or has moved away?	YES, PARENT IS SICK..... YES, PARENT DIED..... YES, PARENT MOVED AWAY..... YES, PARENT IS IN JAIL..... NO..... DON'T KNOW..... DECLINED	1 2 3 4 5 98 99	
H55A	Has anyone of the parents dies because of violence in the country?	YES..... NO..... DON'T KNOW..... DECLINED	1 2 98 99	
ONLY ASKED IF RESPONDENT HAS BEEN SELECTED AND IS LESS THAN 18 YEARS				

H56	Has the [AGE] year old [M/F] born on [DOB] lived outside of family care in the last five years? For example an orphanage, shelter or foster care, detention center or with other relatives/families/friends.	YES..... NO..... DON'T KNOW..... DECLINED.....	1 2 98 99	→ H58
ONLY ASKED IF THERE IS ANOTHER HOUSEHOLD MEMBER LESS THAN 18 YEARS				
H57	Has/have the (other) child(ren) in this household lived outside of family care in the last five years? For example an orphanage, shelter or foster care, detention center or with other relatives/families/friends.	YES..... NO..... DON'T KNOW..... DECLINED.....	1 2 98 99	
ONLY ASKED IF RESPONDENT HAS BEEN SELECTED AND IS LESS THAN 18 YEARS				
H58	Has the [AGE] year old [M/F] born on [DOB] lived on the street in the last 5 years?	YES..... NO..... DON'T KNOW..... DECLINED.....	1 2 98 99	→ END
ONLY ASKED IF THERE IS ANOTHER HOUSEHOLD MEMBER LESS THAN 18 YEARS				
H59	Has/have the other child(ren) in this household lived on the street at any point during the last 5 years?	YES..... NO..... DON'T KNOW..... DECLINED.....	1 2 98 99	

C.2. Female questionnaire

VIOLENCE AGAINST CHILDREN SURVEY – COLOMBIA Females Age 13-24 Years

Q1	RECORD THE TIME THE INTERVIEW BEGAN (00:00): <input type="text"/> <input type="text"/> <input type="text"/> <input type="text"/>		
Q2	I would like to start by asking you questions about yourself: How old are you?	YEARS OLD: <input type="text"/> <input type="text"/> DON'T KNOW..... DECLINED.....	98 99
Q2A	According to your culture, people or physical features, are you or do you recognize yourself as: <i>(Read the answer options)</i>	INDIGENOUS..... GYPSY (ROMA)..... RAIZAL OF THE ARCHIPELAGO..... PALENQUERO OF SAN BASILIO..... BLACK/MULATO/AFROCOLOMBIAN OR AFRODESCENDANT..... MESTIZO..... NONE OF THE ABOVE.....	1 2 3 4 5 6 7
Q3	EDUCATION: Have you ever attended school/educational center/university?	YES..... NO..... DON'T KNOW..... DECLINED.....	1 2 98 99 → Q7A
Q4	Are you currently attending school/educational center/university?	YES..... NO..... DON'T KNOW..... DECLINED.....	1 → Q6 2 98 → Q7A 99
Q4A	What is the main reason for you not attending school/educational center/university?	VIOLENCE IN THE NEIGHBORHOOD/COMMUNITY..... VIOLENCE/BULLYING IN THE SCHOOL/EDUC CENTER SCHOOL/EDUC CENTER DOES NOT RESPOND TO EXPECTATIONS..... THERE IS NOT A SCHOOL/EDUC CENTER NEARBY..... I/MY FAMILY DO NOT HAVE MONEY TO PAY THE SCHOOL/EDUC CENTER OR FOR SUPPLIES..... I HAVE TO WORK..... I DON'T LIKE THE SCHOOL/EDUC CENTER..... I ALREADY GRADUATED OR COMPLETED MY SECONDARY EDUCATION..... LOST THE QUOTA/PLACE IN SCHOOL..... DON'T KNOW..... DECLINED.....	1 2 3 4 5 6 7 8 9 98 99
Q5	What is the highest level of schooling you have completed?	NONE..... PRE-SCHOOL..... BASIC PRIMARY (1° - 5°)..... BASIC SECONDARY (6° - 9°)..... MEDDLE (10° - 13°)..... TECHNICAL..... TECHNOLOGICAL..... SUPERIOR OR UNIVERSITY..... POST-GRADUATE..... DON'T KNOW..... DECLINED.....	1 2 3 4 5 6 7 8 9 98 99
SKIP TO Q7A			
Q6	What is your current level of school?	NONE..... PRE-SCHOOL..... BASIC PRIMARY (1° - 5°)..... BASIC SECONDARY (6° - 9°)..... MEDDLE (10° - 13°)..... TECHNICAL..... TECHNOLOGICAL..... SUPERIOR OR UNIVERSITY..... POST-GRADUATE..... DON'T KNOW..... DECLINED.....	1 2 3 4 5 6 7 8 9 98 99
Q6A	During this academic year, were you taught in any of your classes how to manage anger?	YES..... NO..... DON'T KNOW..... DECLINED.....	1 2 98 99

Q6B	During this academic year, were you taught in any of your classes how to avoid physical fights and violence?	YES NO DON'T KNOW DECLINED	1 2 98 99																										
Q6C	During this academic year, were you taught in any of your classes how to avoid bullying?	YES NO DON'T KNOW DECLINED	1 2 98 99																										
Q7A	FOOD/MATERIAL INSECURITY: Do you think your household has enough money for: A. Food? B. The most basic things such as clothing, school fees, or medical care? C. Housing (own or rental) and public services D. Extra money for things like gifts or taking holiday?	<table border="1"> <thead> <tr> <th></th> <th>YES</th> <th>NO</th> <th>DK</th> <th>DTA</th> </tr> </thead> <tbody> <tr> <td>A. FOOD</td> <td>1</td> <td>2</td> <td>98</td> <td>99</td> </tr> <tr> <td>B. MOST IMPORTANT THINGS: CLOTHING, SCHOOL, MEDICAL</td> <td>1</td> <td>2</td> <td>98</td> <td>99</td> </tr> <tr> <td>C. HOUSING (OWN OR RENTAL) AND PUBLIC SERVICES</td> <td>1</td> <td>2</td> <td>98</td> <td>99</td> </tr> <tr> <td>D. EXTRA MONEY: GIFTS AND HOLIDAY</td> <td>1</td> <td>2</td> <td>98</td> <td>99</td> </tr> </tbody> </table>		YES	NO	DK	DTA	A. FOOD	1	2	98	99	B. MOST IMPORTANT THINGS: CLOTHING, SCHOOL, MEDICAL	1	2	98	99	C. HOUSING (OWN OR RENTAL) AND PUBLIC SERVICES	1	2	98	99	D. EXTRA MONEY: GIFTS AND HOLIDAY	1	2	98	99		
	YES	NO	DK	DTA																									
A. FOOD	1	2	98	99																									
B. MOST IMPORTANT THINGS: CLOTHING, SCHOOL, MEDICAL	1	2	98	99																									
C. HOUSING (OWN OR RENTAL) AND PUBLIC SERVICES	1	2	98	99																									
D. EXTRA MONEY: GIFTS AND HOLIDAY	1	2	98	99																									
Q7	FRIENDSHIPS: How much do you talk to friends about important things: a lot, some, not very much, not at all?	A LOT SOME..... NOT VERY MUCH..... NOT AT ALL DON'T KNOW DECLINED	1 2 3 4 98 99																										
Q13	WORK: At any time during the past 12 months did you engage in any work as an employee, or self-employed individual?	YES NO DON'T KNOW DECLINED	1 2 98 99	→Q16A																									
Q14	Where did you carry out your main work during the past 12 months?	IN THIS HOUSE IN OTHER HOUSES..... IN A VEHICLE DOOR TO DOOR..... UNCOVERED AREA IN THE STREET FIXED SETTING (OFFICE, FACTORY, ETC)..... IN THE COUNTRYSIDE, RURAL AREA, SEA OR RIVER.. IN A CONSTRUCTION SITE DON'T KNOW DECLINED	1 2 3 4 5 6 7 8 98 99																										
Q15	Did you receive money for this work?	YES NO DON'T KNOW DECLINED	1 2 98 99	→Q16A																									
Q16	Who usually decides how the money you earn will be used?	I DECIDE..... I DECIDE JOINTLY WITH SOMEONE MY HUSBAND DECIDES MY BOYFRIEND DECIDES MY PARENTS DECIDE SOMEONE ELSE DECIDES DON'T KNOW DECLINED	1 2 3 4 5 6 98 99																										
Q16A	REMITTANCES: Have you received money or goods from other countries in the last three years? From where did they send money or goods? (Choose all responses that apply)	YES, FROM THE UNITED STATES YES, FROM EUROPE YES, FROM MEXICO YES, FROM CANADA..... YES, FROM OTHER COUNTRIES OF CENTRAL OR SOUTH AMERICA YES, FROM OTHER COUNTRIES HAS NOT RECEIVED..... DON'T KNOW DECLINED	A B C D E F G Y Z	→Q19																									
Q16B	Who usually decides how the money or goods you receive from other countries will be used?	I DECIDE..... I DECIDE JOINTLY WITH SOMEONE MY HUSBAND DECIDES MY BOYFRIEND DECIDES MY PARENTS DECIDE SOMEONE ELSE DECIDES DON'T KNOW DECLINED	1 2 3 4 5 6 98 99																										

Q19	PARENTS: Now, I would like to ask you some questions about your biological parents, your natural parents who gave birth to you. Is your biological mother still alive?	YES NO DON'T KNOW DECLINED	1 2 98 99	→ Q21 → Q25
Q20	How old were you when she died?	YEARS OLD: <input type="text"/> <input type="text"/> DON'T KNOW DECLINED	98 99	
SKIP TO Q25				
Q21	<i>If respondent is 13 to 17 years old:</i> Has your biological mother ever lived away from you for 6 months or more? Where has she lived? <i>If respondent is 18 to 24 years old:</i> Has your biological mother ever lived away from you for 6 months or more before you were 18 years old? Where has she lived?	YES, MOTHER MOVED AWAY – IN THE SAME COUNTRY YES, MOTHER MOVED AWAY – LIVED IN VENEZUELA..... YES, MOTHER MOVED AWAY – LIVED IN THE US YES, MOTHER MOVED AWAY – LIVED IN SPAIN YES, MOTHER MOVED AWAY – LIVED IN ECUADOR.... YES, MOTHER MOVED AWAY – LIVED IN CHILE YES, MOTHER MOVED AWAY – LIVED IN MEXICO YES, MOTHER MOVED AWAY – LIVED IN CANADA..... YES, MOTHER MOVED AWAY – LIVED IN ANOTHER COUNTRY OF CENTRAL OR SOUTH AMERICA YES, MOTHER MOVED AWAY – LIVED IN OTHER COUNTRIES NOT MENTIONED ABOVE NO DON'T KNOW DECLINED	1 2 3 4 5 6 7 8 9 10 11 98 99	→ Q23
Q22	How old were you when she left for the first time?	YEARS OLD: <input type="text"/> <input type="text"/> DON'T KNOW DECLINED	98 99	
Q23	Is your biological mother living away from you now? Where does she live?	YES, MOTHER MOVED AWAY – IN THE SAME COUNTRY YES, MOTHER MOVED AWAY – LIVED IN VENEZUELA YES, MOTHER MOVED AWAY – LIVED IN THE US YES, MOTHER MOVED AWAY – LIVED IN SPAIN YES, MOTHER MOVED AWAY – LIVED IN ECUADOR.... YES, MOTHER MOVED AWAY – LIVED IN CHILE YES, MOTHER MOVED AWAY – LIVED IN MEXICO YES, MOTHER MOVED AWAY – LIVED IN CANADA..... YES, MOTHER MOVED AWAY – LIVED IN ANOTHER COUNTRY OF CENTRAL OR SOUTH AMERICA YES, MOTHER MOVED AWAY – LIVED IN OTHER COUNTRIES NOT MENTIONED ABOVE NO DON'T KNOW DECLINED	1 2 3 4 5 6 7 8 9 10 11 98 99	
Q24	How easy or difficult is it to talk to your mother individually about things that really bother you? Would you say very easy, easy, difficult, or very difficult?	VERY EASY EASY DIFICULT VERY DIFICULT..... NO RELATIONSHIP DON'T KNOW DECLINED	1 2 3 4 5 98 99	→ Q29
Q25	How close do you/did you feel to your biological mother? Would you say very close, close, not close, or never had a relationship with her?	VERY CLOSE CLOSE..... NOT CLOSE..... NO RELATIONSHIP DON'T KNOW DECLINED.....	1 2 3 4 98 99	
Q29	Is your biological father still alive?	YES NO DON'T KNOW DECLINED	1 2 98 99	→ Q31 → Q35

Q30	How old were you when he died?	YEARS OLD: <input type="text"/> <input type="text"/> DON'T KNOW 98 DECLINED 99																																					
SKIP TO Q35																																							
Q31	<i>If respondent is 13 to 17 years old:</i> Has your biological father ever lived away from you for 6 months or more? Where has he lived? <i>If respondent is 18 to 24 years old:</i> Has your biological father ever lived away from you for 6 months or more before you were 18 years old? Where has he lived?	YES, FATHER MOVED AWAY – IN THE SAME COUNTRY 1 YES, FATHER MOVED AWAY – LIVED IN VENEZUELA 2 YES, FATHER MOVED AWAY – LIVED IN THE US 3 YES, FATHER MOVED AWAY – LIVED IN SPAIN 4 YES, FATHER MOVED AWAY – LIVED IN ECUADOR 5 YES, FATHER MOVED AWAY – LIVED IN CHILE 6 YES, FATHER MOVED AWAY – LIVED IN MEXICO 7 YES, FATHER MOVED AWAY – LIVED IN CANADA 8 YES, FATHER MOVED AWAY – LIVED IN ANOTHER COUNTRY OF CENTRAL OR SOUTH AMERICA 9 YES, FATHER MOVED AWAY – LIVED IN OTHER COUNTRIES NOT MENTIONED ABOVE 10 NO 11 DONT'T KNOW 98 DECLINED 99 → Q33																																					
Q32	How old were you when he left for the first time?	YEARS OLD: <input type="text"/> <input type="text"/> DON'T KNOW 98 DECLINED 99																																					
Q33	Is your biological father living away from you now? Where does he live?	YES, FATHER MOVED AWAY – IN THE SAME COUNTRY 1 YES, FATHER MOVED AWAY – LIVED IN VENEZUELA 2 YES, FATHER MOVED AWAY – LIVED IN THE US 3 YES, FATHER MOVED AWAY – LIVED IN SPAIN 4 YES, FATHER MOVED AWAY – LIVED IN ECUADOR 5 YES, FATHER MOVED AWAY – LIVED IN CHILE 6 YES, FATHER MOVED AWAY – LIVED IN MEXICO 7 YES, FATHER MOVED AWAY – LIVED IN CANADA 8 YES, FATHER MOVED AWAY – LIVED IN ANOTHER COUNTRY OF CENTRAL OR SOUTH AMERICA 9 YES, FATHER MOVED AWAY – LIVED IN OTHER COUNTRIES NOT MENTIONED ABOVE 10 NO 11 DONT'T KNOW 98 DECLINED 99																																					
Q34	How easy or difficult is it to talk to your biological father individually about things that really bother you? Would you say very easy, easy, difficult, or very difficult?	VERY EASY 1 EASY 2 DIFICULT 3 VERY DIFICULT 4 NO RELATIONSHIP 5 → Q36 DON'T KNOW 98 DECLINED 99																																					
Q35	How close do you/did you feel to your biological father? Would you say very close, close, not close, or never had a relationship with him?	VERY CLOSE 1 CLOSE 2 NOT CLOSE 3 NO RELATIONSHIP 4 DON'T KNOW 98 DECLINED 99																																					
Q36	How much does your father, mother or caregiver really know the following things – Do they know a lot, a little, or nothing? <i>If parents are dead or doesn't have a caregiver Q36A=97 (Skip to Q40)</i> A. Who your friends are? B. How you spend your money? C. Where you go after school? D. Where you go at night? E. What you do with your free time?	<table border="1"> <thead> <tr> <th></th> <th>A LOT</th> <th>A LITTLE</th> <th>NOTHING</th> <th>DK</th> <th>DTA</th> </tr> </thead> <tbody> <tr> <td>A. WHO YOUR FRIENDS ARE</td> <td>1</td> <td>2</td> <td>3</td> <td>98</td> <td>99</td> </tr> <tr> <td>B. HOW YOU SPEND YOUR MONEY</td> <td>1</td> <td>2</td> <td>3</td> <td>98</td> <td>99</td> </tr> <tr> <td>C. WHERE YOU GO AFTER SCHOOL</td> <td>1</td> <td>2</td> <td>3</td> <td>98</td> <td>99</td> </tr> <tr> <td>D. WHERE YOU GO AT NIGHT</td> <td>1</td> <td>2</td> <td>3</td> <td>98</td> <td>99</td> </tr> <tr> <td>E. WHAT YOU DO WITH YOUR FREE TIME?</td> <td>1</td> <td>2</td> <td>3</td> <td>98</td> <td>99</td> </tr> </tbody> </table>		A LOT	A LITTLE	NOTHING	DK	DTA	A. WHO YOUR FRIENDS ARE	1	2	3	98	99	B. HOW YOU SPEND YOUR MONEY	1	2	3	98	99	C. WHERE YOU GO AFTER SCHOOL	1	2	3	98	99	D. WHERE YOU GO AT NIGHT	1	2	3	98	99	E. WHAT YOU DO WITH YOUR FREE TIME?	1	2	3	98	99	
	A LOT	A LITTLE	NOTHING	DK	DTA																																		
A. WHO YOUR FRIENDS ARE	1	2	3	98	99																																		
B. HOW YOU SPEND YOUR MONEY	1	2	3	98	99																																		
C. WHERE YOU GO AFTER SCHOOL	1	2	3	98	99																																		
D. WHERE YOU GO AT NIGHT	1	2	3	98	99																																		
E. WHAT YOU DO WITH YOUR FREE TIME?	1	2	3	98	99																																		

Q40	MIGRATION: Now, I would like to ask you about your interest or experience moving abroad or within the country.. Have you ever lived abroad?	YES 1 NO 2 DON'T KNOW 98 DECLINED 99 → Q44	
Q41	Where have you lived? <i>(Choose all responses that apply)</i>	IN VENEZUELA A IN THE UNITED STATES B IN SPAIN C IN ECUADOR D IN CHILE E IN MEXICO F IN CANADA G IN OTHER COUNTRIES OF CENTRAL OR SOUTH AMERICA H IN OTHER COUNTRIES NOT INCLUDED ABOVE I DON'T KNOW Y DECLINED Z	
Q42	How old were you when you first began living abroad?	YEARS OLD: <input type="text"/> <input type="text"/> DON'T KNOW 98 DECLINED 99	
Q42A	Who traveled with you? <i>(Choose all responses that apply)</i>	FATHER A MOTHER B BROTHER/ SISTER C PARTNER D GRANDPARENTS E OTHER RELATIVE F SON/DAUGHTER G FRIENDS H OTHER ACQUAINTANCE I HUMAN SMUGGLER J NOBODY/ TRAVELED ALONE (WITHOUT A HUMAN SMUGGLER) K DON'T KNOW Y DECLINED Z	
Q43	What were the main reasons you left? <i>(Choose all responses that apply)</i>	FAMILY REUNIFICATION A MARRIAGE B FOR HEALTH REASONS C ECONOMIC/WORK D SCHOOL E TOURISM F FORCED BY VIOLENCE IN MY FAMILY G FORCED BY VIOLENCE CRIMINAL GANGS H FORCED BY THE INTERNAL CONFLICT I NATURAL DISASTERS J DON'T KNOW Y DECLINED Z	
Q44	Do you have any plans of going to live in the United States in the next three years?	YES 1 NO 2 DON'T KNOW 98 DECLINED 99 → Q45	
Q44A	What are the main reasons for you planning to move to other country? <i>(Choose all responses that apply)</i>	FAMILY REUNIFICATION A MARRIAGE B FOR HEALTH REASONS C ECONOMIC/WORK D SCHOOL E TOURISM F FORCED BY VIOLENCE IN MY FAMILY G FORCED BY CRIMINAL GANGS H FORCED BY THE INTERNAL CONFLICT I NATURAL DISASTERS J DON'T KNOW Y DECLINED Z	
Q45	Have you tried to live in other country in the past 3 years?	YES 1 NO 2 DON'T KNOW 98 DECLINED 99 → Q46	
Q45A	What were the main reasons for you trying to live in other country? <i>(Choose all responses that apply)</i>	FAMILY REUNIFICATION A MARRIAGE B FOR HEALTH REASONS C ECONOMIC/WORK D	

		SCHOOL..... TOURISM..... FORCED BY VIOLENCE IN MY FAMILY..... FORCED BY CRIMINAL GANGS..... FORCED BY THE INTERNAL CONFLICT..... NATURAL DISASTERS..... DON'T KNOW..... DECLINED.....	E F G H I J Y Z	
Q46	Have you ever moved to another department or municipality in your country?	YES..... NO..... DON'T KNOW..... DECLINED.....	1 2 98 99	→ Q50
Q47	What were the main reasons for you moving from your home? (Choose all responses that apply)	FAMILY REUNIFICATION..... MARRIAGE..... FOR HEALTH REASONS..... ECONOMIC/WORK..... SCHOOL..... TOURISM..... FORCED BY VIOLENCE IN MY FAMILY..... FORCED BY CRIMINAL GANGS..... FORCED BY THE INTERNAL CONFLICT..... NATURAL DISASTERS..... DON'T KNOW..... DECLINED.....	A B C D E F G H I J Y Z	
Q50	MARRIAGE AND PARTNERSHIP: I would like to ask you now about couple relationships that you might have had. Have you ever been married?	YES..... NO..... DON'T KNOW..... DECLINED.....	1 2 98 99	→ Q55
Q51	How old were you when you first got married?	YEARS OLD: <input type="text"/> <input type="text"/> DON'T KNOW..... DECLINED.....	98 99	
Q52	What is your marital status now? Are you married, living with a partner, widowed, divorced, or separated?	MARRIED..... LIVING WITH A PARTNER..... WIDOWED..... DIVORCED..... SEPARATED..... DON'T KNOW..... DECLINED.....	1 2 3 4 5 98 99	→ Q56 → Q54
Q53	Are you currently living with your spouse?	YES..... NO..... DON'T KNOW..... DECLINED.....	1 2 98 99	
Q54	With respect to your current or most recent spouse, which of the following describes your decision to marry? (Read the answer options)	WE CHOOSE EACH OTHER..... MARRIAGE WAS ARRANGED AND I DID NOT HAVE A CHOICE..... MARRIAGE WAS ARRANGED AND I WAS ASKED IF I AGREED..... BECAUSE SHE WAS PREGNANT AND CHOOSE TO DO IT..... BECAUSE SHE WAS PREGNANT AND OBLIGED..... TO OBTAIN A RESIDENCE ABROAD..... DON'T KNOW..... DECLINED.....	1 2 3 4 5 6 98 99	
SKIP TO Q59				
Q55	Have you ever lived together with someone as if you were married?	YES..... NO..... DON'T KNOW..... DECLINED.....	1 2 98 99	→ Q58
Q56	How old were you when you first started living together?	YEARS OLD: <input type="text"/> <input type="text"/> DON'T KNOW..... DECLINED.....	98 99	
Q57	Are you currently living with that person now?	YES..... NO..... DON'T KNOW..... DECLINED.....	1 2 98 99	
SKIP TO Q59				

Q58	Have you ever had a boyfriend or romantic partner?	YES..... NO..... DON'T KNOW..... DECLINED.....	1 2 98 99	
Q59	I would now like to ask you if you feel attracted to men, women, both men and women, or none?	MEN..... WOMEN..... BOTH MEN AND WOMEN..... NONE..... DON'T KNOW..... DECLINED.....	1 2 3 4 98 99	
Q60	GENDER ATTITUDES: Do you believe, it is right for a man to hit or beat his wife: (Read categories below) A) If she goes out without telling him B) If she does not take care of the children C) If she argues with him D) If she refuses to have sex with him E) If she burns the food	YES NO DK DTA A. IF SHE GOES OUT WITHOUT TELLING HIM B. IF SHE DOES NOT TAKE CARE OF THE CHILDREN C. IF SHE ARGUES WITH HIM D. IF SHE REFUSES TO HAVE SEX WITH HIM E. IF SHE BURNS THE FOOD	1 2 98 99 1 2 98 99 1 2 98 99 1 2 98 99 1 2 98 99	
Q61	Do you believe: (Read categories below) A) Only men, not women, should decide when to have sex B) If someone insults a boy or man, he should defend his reputation with force if he needs to C) There are times when a woman should be beaten D) Women who carry condoms have sex with a lot of men E) A woman should tolerate violence to keep her family together	YES NO DK DTA A. ONLY MEN DECIDE WHEN TO HAVE SEX B. IF SOMEONE INSULTS A BOY OR MAN, HE SHOULD DEFEND HIS REPUTATION WITH FORCE IF THE NEEDS TO C. THERE ARE TIMES WHEN A WOMAN SHOULD BE BEATEN D. WOMEN WHO CARRY CONDOMS HAVE SEX WITH A LOT OF MEN E. WOMEN SHOULD TOLERATE VIOLENCE	1 2 98 99 1 2 98 99 1 2 98 99 1 2 98 99 1 2 98 99	
Q62	Do you believe it is acceptable for a parent or caregiver to physically punish a child when he or she misbehaves?	YES..... NO..... DON'T KNOW..... DECLINED.....	1 2 98 99	
Q63	Do you believe it is acceptable for a teacher to physically punish a child when he or she misbehaves?	YES..... NO..... DON'T KNOW..... DECLINED.....	1 2 98 99	
Q70	SAFETY: Did you ever not go to school/educational center or leave your home because of fear of violence in the community (threats, extortions)?	YES..... NO..... DON'T KNOW..... DECLINED.....	1 2 98 99	
Q71	Did you ever not go to school/educational center or leave your home because of fear of the police or army in the streets?	YES..... NO..... DON'T KNOW..... DECLINED.....	1 2 98 99	
Q72	If respondent is currently attending to school Q4=1 then ask: During the past 30 days, were there any days you not go to school/educational center or leave your home because you felt it would be unsafe for any reason? If respondent is currently NOT attending to school Q4=2 or Q3=2 then ask: During the past 30 days, were there any days you not leave your home because you felt it would be unsafe for any reason?	YES..... NO..... DON'T KNOW..... DECLINED.....	1 2 98 99	

Q80	WITNESSING PHYSICAL VIOLENCE: The following questions are about witnessing physical violence by strangers or people you know well in your home or community/neighborhood. <i>For respondents 13-17:</i> At any time in your life: <i>For respondents 18-24:</i> Before the age of 18:																												
Q80	How many times did you see or hear your mother or step-mother being punched, kicked or beaten up by your father or step-father? Would you say: never, once, or more than once?	NEVER ONCE..... MORE THAN ONCE..... DON'T KNOW..... DECLINED.....	1 2 3 98 99	→ Q82 → Q82																									
For respondents 13-17 ONLY:																													
Q81	Did this happen in the last 12 months?	YES..... NO..... DON'T KNOW..... DECLINED.....	1 2 98 99																										
Q82	How many times did you see or hear a parent punch, kick, or beat your brothers or sisters? Never, once, more than once, or I have no brothers or sisters?	NEVER ONCE..... MORE THAN ONCE..... I HAVE NO BROTHERS OR SISTERS..... DON'T KNOW..... DECLINED.....	1 2 3 4 98 99	→ Q84 → Q84																									
For respondents 13-17 ONLY:																													
Q83	Did this happen in the last 12 months?	YES..... NO..... DON'T KNOW..... DECLINED.....	1 2 98 99																										
Q84	Outside of your home and family environment, how many times did you see anyone get attacked? Would you say never, once, more than once?	NEVER ONCE..... MORE THAN ONCE..... DON'T KNOW..... DECLINED.....	1 2 3 98 99	→ Q100 → Q100																									
For respondents 13-17 ONLY:																													
Q85	Did this happen in the last 12 months?	YES..... NO..... DON'T KNOW..... DECLINED.....	1 2 98 99																										
Q86	In a situation of combat within the internal conflict, how many times did you see anyone get attacked? Would you say never, once, more than once	NEVER ONCE..... MORE THAN ONCE..... DON'T KNOW..... DECLINED.....	1 2 3 98 99	→ Q100 → Q100																									
Q87	Did this happen in the last 12 months?	YES..... NO..... DON'T KNOW..... DECLINED.....	1 2 98 99																										
IF Q50=2/98/99 (NEVER MARRIED/) AND Q55=2/98/99 (NEVER LIVED W/ SOMEONE AS MARRIED) AND Q58=2/98/99 (NEVER PARTNER) SKIP TO Q118 (PEERS) IF Q50=1 (EVER MARRIED) OR Q55=1 (EVER LIVED W/ SOMEONE AS MARRIED) OR Q58=2/98/1 (EVER PARTNER) CONTINUE TO Q100 (INTIMATE PARTNER)																													
Q100	PV: PHYSICAL VIOLENCE PVI: INTIMATE PARTNER VIOLENCE The next questions are about things that can happen to girls and women who date, have a romantic partner, boyfriend, or who are married. Has a boyfriend/romantic partner, ex-boyfriend/romantic partner or husband ever: <table border="1" style="width:100%; border-collapse: collapse;"> <thead> <tr> <th></th> <th>YES</th> <th>NO</th> <th>DK</th> <th>DTA</th> </tr> </thead> <tbody> <tr> <td>A. slapped, pushed, shoved, shook, or intentionally threw something at you to hurt you?</td> <td>1</td> <td>2</td> <td>98</td> <td>99</td> </tr> <tr> <td>B. punched, kicked, whipped, or beat you with an object?</td> <td>1</td> <td>2</td> <td>98</td> <td>99</td> </tr> <tr> <td>C. choked, smothered, tried to drown you, or burned you intentionally?</td> <td>1</td> <td>2</td> <td>98</td> <td>99</td> </tr> <tr> <td>D. used or threatened you with a knife, gun or other weapon?</td> <td>1</td> <td>2</td> <td>98</td> <td>99</td> </tr> </tbody> </table>					YES	NO	DK	DTA	A. slapped, pushed, shoved, shook, or intentionally threw something at you to hurt you?	1	2	98	99	B. punched, kicked, whipped, or beat you with an object?	1	2	98	99	C. choked, smothered, tried to drown you, or burned you intentionally?	1	2	98	99	D. used or threatened you with a knife, gun or other weapon?	1	2	98	99
	YES	NO	DK	DTA																									
A. slapped, pushed, shoved, shook, or intentionally threw something at you to hurt you?	1	2	98	99																									
B. punched, kicked, whipped, or beat you with an object?	1	2	98	99																									
C. choked, smothered, tried to drown you, or burned you intentionally?	1	2	98	99																									
D. used or threatened you with a knife, gun or other weapon?	1	2	98	99																									
IF Q100A =1 OR Q100B=1 OR Q100C=1 OR Q100D=1 GO TO Q101 IF Q100A=2/99 AND Q100B=2/99 AND Q100C=2/99 AND Q100D=2/99 GO TO Q116 (PEERS)																													

Q101	PVI: Thinking of all of these experiences, such as [PGM WILL PROGRAM TEXT] how many times has a boyfriend/romantic partner, ex-boyfriend/romantic partner or husband ever done this to you? Would you say once, or more than once?	ONCE..... MORE THAN ONCE..... DON'T KNOW..... DECLINED.....	1 2 98 99	→ Q109 → Q109																														
Q102	PVI: MOST RECENT TIME Did this happen in the last 12 months?	YES..... NO..... DON'T KNOW..... DECLINED.....	1 2 98 99																															
Q103	How old were you the last time this happened?	YEARS OLD: <input type="text"/> <input type="text"/> DON'T KNOW..... DECLINED.....	98 99																															
Q104	Was this person who did this to you the last time your partner, ex-partner?	PARTNER..... EX PARTNER..... DON'T KNOW..... DECLINED.....	1 2 98 99																															
Q105	Was this person also involved in community violence, such as hurting other people in the streets, homes or businesses?	YES..... NO..... DON'T NOW..... DECLINED.....	1 2 98 99																															
Q106	How old was this person?	YEARS OLD: <input type="text"/> <input type="text"/> DON'T KNOW..... DECLINED.....	98 99																															
SKIP TO Q110																																		
Q109	PVI: FIRST TIME Did this happen in the last 12 months?	YES..... NO..... DON'T KNOW..... DECLINED.....	1 2 98 99																															
Q110	How old were you the first time this happened?	YEARS OLD: <input type="text"/> <input type="text"/> DON'T KNOW..... DECLINED.....	98 99	→ Q116 OR NEXT SECT.																														
Q111	Was this person who did this to you this first time your partner, ex-partner?	PARTNER..... EX PARTNER..... DON'T KNOW..... DECLINED.....	1 2 98 99																															
Q112	Was this person also involved in community violence, such as hurting other people in the streets, homes or businesses?	YES..... NO..... DON'T NOW..... DECLINED.....	1 2 98 99																															
DECLINED..... 99																																		
Q113	How old was this person?	YEARS OLD: <input type="text"/> <input type="text"/> DON'T KNOW..... DECLINED.....	98 99																															
Q114	Thinking of all of these experiences, such as [PGM WILL PROGRAM TEXT], have you ever received any injuries from your boyfriend/romantic partner, ex-boyfriend/romantic partner, husband or ex-husband? Have you received: A. minor bruises, scrapes or scratches? B. black eyes or other eye injuries? C. gashes, deep wounds (e.g., from a knife, gun or other object)? D. broken bones or teeth? E. burns (e.g., from a cigarette, chemical agents, hot liquid, open flame)?	<table border="1" style="width:100%; border-collapse: collapse;"> <thead> <tr> <th></th> <th>YES</th> <th>NO</th> <th>DK</th> <th>DTA</th> </tr> </thead> <tbody> <tr> <td>A. MINOR BRUISES, SCRAPES, OR SCRATCHES</td> <td>1</td> <td>2</td> <td>98</td> <td>99</td> </tr> <tr> <td>B. BLACK EYES OR OTHER EYE INJURIES</td> <td>1</td> <td>2</td> <td>98</td> <td>99</td> </tr> <tr> <td>C. GASHES, DEEP WOUNDS (E.G., FROM A KNIFE, GUN OR OTHER OBJECT)</td> <td>1</td> <td>2</td> <td>98</td> <td>99</td> </tr> <tr> <td>D. BROKEN BONES OR THEETH</td> <td>1</td> <td>2</td> <td>98</td> <td>99</td> </tr> <tr> <td>E. BURNS (E.G., FROM A CIGARRETE, CHEMICAL AGENTS, HOT LIQUID, OPEN FLAME)</td> <td>1</td> <td>2</td> <td>98</td> <td>99</td> </tr> </tbody> </table>		YES	NO	DK	DTA	A. MINOR BRUISES, SCRAPES, OR SCRATCHES	1	2	98	99	B. BLACK EYES OR OTHER EYE INJURIES	1	2	98	99	C. GASHES, DEEP WOUNDS (E.G., FROM A KNIFE, GUN OR OTHER OBJECT)	1	2	98	99	D. BROKEN BONES OR THEETH	1	2	98	99	E. BURNS (E.G., FROM A CIGARRETE, CHEMICAL AGENTS, HOT LIQUID, OPEN FLAME)	1	2	98	99		
	YES	NO	DK	DTA																														
A. MINOR BRUISES, SCRAPES, OR SCRATCHES	1	2	98	99																														
B. BLACK EYES OR OTHER EYE INJURIES	1	2	98	99																														
C. GASHES, DEEP WOUNDS (E.G., FROM A KNIFE, GUN OR OTHER OBJECT)	1	2	98	99																														
D. BROKEN BONES OR THEETH	1	2	98	99																														
E. BURNS (E.G., FROM A CIGARRETE, CHEMICAL AGENTS, HOT LIQUID, OPEN FLAME)	1	2	98	99																														
IF Q114A=1 OR Q114B=1 OR Q114C=1 OR Q114D=1 OR Q114E=1 CONTINUE WITH Q115 IF Q114A=2/98/99 AND Q114B=2/98/99 AND Q114C=2/98/99 AND Q114D=2/98/99 AND Q114E=2/98/99 GO TO Q116																																		

Q115	How old were you the first time any of these injuries from a current or ex-boyfriend/partner, husband or ex-husband happened to you?	YEARS OLD: <input type="text"/> <input type="text"/>		
		DON'T KNOW 98 DECLINED 99		
Q115A	During any of these times when a boyfriend/romantic partner, ex-boyfriend/romantic partner or husband did this to you, do you think this person has been drinking alcohol or taking any drugs?	YES 1 NO 2 DON'T NOW 98 DECLINED 99		
Q116	PV2: PEER VIOLENCE The next questions are about people your own age not including a boyfriend, husband, romantic partner. These may include, people who you may or may not know such as siblings, schoolmates, neighbors, or strangers. Has a person <u>your own age</u> ever:			
		YES NO DK DTA		
	A. slapped, pushed, shoved, shook, or intentionally threw something at you to hurt you?	1 2 98 99		
	B. punched, kicked, whipped, or beat you with an object?	1 2 98 99		
	C. choked, smothered, tried to drown you, or burned you intentionally?	1 2 98 99		
	D. used or threatened you with a knife, gun or other weapon?	1 2 98 99		
IF Q116A=1 OR Q116B=1 OR Q116C=1 OR Q116D=1 GO TO Q117 IF Q116A=2/98/99 AND Q116B=2/98/99 AND Q116C=2/98/99 AND Q116D=2/98/99 GO TO Q128 (PARENTS, ADULT CARETAKERS, ADULT RELATIVES)				
Q117	PV2: Thinking about all these experiences, such as [PGM WILL PROGRAM TEXT] how many times has a person your own age ever done this to you: once or more than once?	ONCE 1 MORE THAN ONCE 2 DON'T KNOW 98 DECLINED 99	→ Q123 → Q123	
Q118	PV2: MOST RECENT TIME Did this happen in the last 12 months?	YES 1 NO 2 DON'T KNOW 98 DECLINED 99		
Q119	How old were you the last time this happened?	YEARS OLD: <input type="text"/> <input type="text"/>		
		DON'T KNOW 98 DECLINED 99		
Q120	The person your own age who did this to you the last time, what was this person's relationship to you?			
	MALE	FEMALE		
	BROTHER 1	SISTER 11		
	MALE RELATIVE 2	FEMALE RELATIVE 12		
	MALE FRIEND 3	FEMALE FRIEND 13		
	MALE CLASSMATE/SCHOOLMATE 4	FEMALE CLASSMATE/SCHOOLMATE 14		
	MALE NEIGHBOR 5	FEMALE NEIGHBOR 15		
	MALE GANG MEMBER 6	FEMALE GANG MEMBER 16		
	MALE MEMBER OF ORGANIZED CRIME (BACRIM) 7	FEMALE MEMBER OF ORGANIZED CRIME (BACRIM) 17		
	MALE GUERRILLA OR PARAMILITARY MEMBER 8	FEMALE GUERRILLA OR PARAMILITARY MEMBER 18		
	MALE MEMBER OF THE ARMED FORCES 9	FEMALE MEMBER OF THE ARMED FORCES 19		
	MALE STRANGER 10	FEMALE STRANGER 20		
	DON'T KNOW 98 DECLINED 99			
Q121	Was this person also involved in community violence, such as hurting other people in the streets, homes or businesses?	YES 1 NO 2 DON'T KNOW 98 DECLINED 99		
SKIP TO Q124				

Q123	PV2: FIRST TIME Did this happen in the last 12 months?	YES 1 NO 2 DON'T KNOW 98 DECLINED 99		
Q124	How old were you the first time this happened?	YEARS OLD: <input type="text"/> <input type="text"/>		Q128 OR NEXT SECT.
		DON'T KNOW 98 DECLINED 99		
Q125	The person your own age who did this to you the first time, what was this person's relationship to you?			
	MALE	FEMALE		
	BROTHER 1	SISTER 11		
	MALE RELATIVE 2	FEMALE RELATIVE 12		
	MALE FRIEND 3	FEMALE FRIEND 13		
	MALE CLASSMATE/SCHOOLMATE 4	FEMALE CLASSMATE/SCHOOLMATE 14		
	MALE NEIGHBOR 5	FEMALE NEIGHBOR 15		
	MALE GANG MEMBER 6	FEMALE GANG MEMBER 16		
	MALE MEMBER OF ORGANIZED CRIME (BACRIM) 7	FEMALE MEMBER OF ORGANIZED CRIME (BACRIM) 17		
	MALE GUERRILLA OR PARAMILITARY MEMBER 8	FEMALE GUERRILLA OR PARAMILITARY MEMBER 18		
	MALE MEMBER OF THE ARMED FORCES 9	FEMALE MEMBER OF THE ARMED FORCES 19		
	MALE STRANGER 10	FEMALE STRANGER 20		
	DON'T KNOW 98 DECLINED 99			
Q126	Was this person also involved in community violence, such as hurting other people in the streets, homes or businesses?	YES 1 NO 2 DON'T KNOW 98 DECLINED 99		
Q127	Sometimes people experience scratches, cuts, bruises or other injuries as a result of acts by people their own age [PGM WILL PROGRAM TEXT]	YES NO DK DTA		
	From someone your own age, have you received:			
	A. minor bruises, scrapes or scratches?	1 2 98 99		
	B. black eyes or other eye injuries?	1 2 98 99		
	C. gashes, deep wounds (e.g., from a knife, gun or other object)?	1 2 98 99		
	D. broken bones or teeth?	1 2 98 99		
	E. burns (e.g., from a cigarette, chemical agents, hot liquid, open flame)?	1 2 98 99		
IF Q127A=1 OR Q127B=1 OR Q127C=1 OR Q127D=1 OR Q127E=1 CONTINUE WITH Q127Q IF Q127A=2/98/99 AND Q127B=2/98/99 AND Q127C=2/98/99 AND Q127D=2/98/99 AND Q127E=2/98/99 GO TO Q128				
Q127Q	How old were you the first time any of these injuries from someone your own age happened to you?	YEARS OLD: <input type="text"/> <input type="text"/>		
		DON'T KNOW 98 DECLINED 99		

Q128	PV3: PARENTS, ADULT CAREGIVERS AND OTHER ADULT RELATIVES			
	The next questions are about parents, adult caregivers, or other adult relatives. Remember, you can ask to skip any question that you do not want to answer.			
	Has a parent, adult caregiver, or other adult relative ever:	YES	NO	DK DTA
	A. slapped, pushed, shoved, shook, or intentionally threw something at you to hurt you?	1	2	98 99
	B. punched, kicked, whipped, or beat you with an object?	1	2	98 99
	C. choked, smothered, tried to drown you, or burned you intentionally?	1	2	98 99
	D. used or threatened you with a knife, gun or other weapon?	1	2	98 99
IF Q128A=1 OR Q128B=1 OR Q128C=1 OR Q128D=1 GO TO Q129 IF Q128A=2/98/99 AND Q128B=2/98/99 AND Q128C=2/98/99 AND Q128D=2/98/99 GO TO Q142 (ADULTS IN THE COMMUNITY)				
Q129	PV3: Thinking of all these experiences, such as [PGM WILL PROGRAM TEXT] how many times has a parent, adult caregiver, or other adult relative ever done this to you: once or more than once?	ONCE..... MORE THAN ONCE..... DON'T KNOW..... DECLINED.....	1 2 98 99	→ Q136 → Q136
Q130	PV3: MOST RECENT TIME Did this happen in the last 12 months?	YES..... NO..... DON'T KNOW..... DECLINED.....	1 2 98 99	
Q131	How old were you the last time this happened?	YEARS OLD: <input type="text"/> <input type="text"/> DON'T KNOW..... DECLINED.....	98 99	
Q132	The parent, adult caregiver or adult relative who did this to you the last time, what was this person's relationship to you?			
	MALE	FEMALE		
	FATHER..... STEP FATHER..... BROTHER..... STEP BROTHER..... UNCLE..... GRANDFATHER..... OTHER MALE RELATIVE/CAREGIVER.....	MOTHER..... STEP MOTHER..... SISTER..... STEP SISTER..... AUNT..... GRANDMOTHER..... OTHER FEMALE RELATIVE/CAREGIVER.....	1 2 3 4 5 6 7	8 9 10 11 12 13 14
	DON'T KNOW..... DECLINED.....		98 99	
Q133	Was this person also involved in community violence, such as hurting other people in the streets, homes or businesses?	YES..... NO..... DON'T KNOW..... DECLINED.....	1 2 98 99	
Q134	Did this parent, adult caregiver, or adult relative live within the same household as you when this last time occurred?	YES..... NO..... DON'T KNOW..... DECLINED.....	1 2 98 99	
SKIP TO Q137				
Q136	PV3: FIRST TIME Did this happen in the last 12 months?	YES..... NO..... DON'T KNOW..... DECLINED.....	1 2 98 99	
Q137	How old were you the first time this happened?	YEARS OLD: <input type="text"/> <input type="text"/> DON'T KNOW..... DECLINED.....	98 99	Q142 OR NEXT SECT.

Q138	The parent, adult caregiver or adult relative who did this to you the first time, what was this person's relationship to you?			
	MALE	FEMALE		
	FATHER..... STEP FATHER..... BROTHER..... STEP BROTHER..... UNCLE..... GRANDFATHER..... OTHER MALE RELATIVE/CAREGIVER.....	MOTHER..... STEP MOTHER..... SISTER..... STEP SISTER..... AUNT..... GRANDMOTHER..... OTHER FEMALE RELATIVE/CAREGIVER.....	1 2 3 4 5 6 7	8 9 10 11 12 13 14
	DON'T KNOW..... DECLINED.....		98 99	
Q139	Was this person also involved in community violence, such as hurting other people in the streets, homes or businesses?	YES..... NO..... DON'T KNOW..... DECLINED.....	1 2 98 99	
Q140	Did this parent, adult caregiver, or adult relative live within the same household as you the first time this occurred?	YES..... NO..... DON'T KNOW..... DECLINED.....	1 2 98 99	
Q141	Sometimes people experience scratches, cuts, bruises or other injuries as a result of acts by parent, adult caregiver, or adult relative [PGM WILL PROGRAM TEXT] Have you received: A. minor bruises, scrapes or scratches? B. black eyes or other eye injuries? C. gashes, deep wounds (e.g., from a knife, gun or other object)? D. broken bones or teeth? E. burns (e.g., from a cigarette, chemical agents, hot liquid, open flame)?	YES NO DK DTA		
	A. MINOR BRUISES, SCRAPES, OR SCRATCHES	1	2	98 99
	B. BLACK EYES OR OTHER EYE INJURIES	1	2	98 99
	C. GASHES, DEEP WOUNDS (E.G., FROM A KNIFE, GUN OR OTHER OBJECT)	1	2	98 99
	D. BROKEN BONES OR THEETH	1	2	98 99
	E. BURNS (E.G., FROM A CIGARRETE, CHEMICAL AGENTS, HOT LIQUID, OPEN FLAME)	1	2	98 99
IF Q141A=1 OR Q141B=1 OR Q141C=1 OR Q141D=1 OR Q141E=1 CONTINUE WITH Q141Q IF Q141A=2/98/99 AND Q141B=2/98/99 AND Q141C=2/98/99 AND Q141D=2/98/99 AND Q141E=2/98/99 GO TO Q142				
Q141Q	How old were you the first time any of these injuries from a parent, adult caregiver or adult relative happened to you?	YEARS OLD: <input type="text"/> <input type="text"/> DON'T KNOW..... DECLINED.....	98 99	
Q142	PV4: ADULTS IN THE COMMUNITY/NEIGHBORHOOD			
	The next questions are about adults who are in your community/neighborhood. This includes adults such as teachers, police, employers, religious or community leaders, neighbors, or other adults you don't know. Remember, you can ask to skip any question that you do not want to answer.			
	Has one of these people ever:	YES	NO	DK DTA
	A. slapped, pushed, shoved, shook, or intentionally threw something at you to hurt you?	1	2	98 99
	B. punched, kicked, whipped, or beat you with an object?	1	2	98 99
	C. choked, smothered, tried to drown you, or burned you intentionally?	1	2	98 99
	D. used or threatened you with a knife, gun or other weapon?	1	2	98 99
IF Q142A=1 OR Q142B=1 OR Q142C=1 OR Q142D=1 GO TO Q143 IF Q142A=2/98/99 AND Q142B=2/98/99 AND Q142C=2/98/99 AND Q142D=2/98/99: CHECK THE FOLLOWING: IF Q100A/B/C/D=1 OR Q116A/B/C/D=1 OR Q128A/B/C/D=1 GO TO Q154 (PV SERVICES) IF Q100A/B/C/D=2/98/99 AND Q116A/B/C/D=2/98/99 AND Q128A/B/C/D=2/98/99 GO TO 200 (PV PERPETRATION)				

Q143	PV4: Thinking of all these experiences, such as [PGM WILL PROGRAM TEXT] how many times has an adult in your community ever done this to you: once or more than once?	ONCE..... MORE THAN ONCE..... DON'T KNOW..... DECLINED.....	1 2 98 99	→ Q149 → Q149
Q144	PV4: MOST RECENT TIME Did this happen in the last 12 months?	YES..... NO..... DON'T KNOW..... DECLINED.....	1 2 98 99	
Q145	How old were you the last time this happened?	YEARS OLD: <input type="text"/> <input type="text"/> DON'T KNOW..... DECLINED.....	98 99	
Q146	The adult in the community who did this to you the last time, what was this person's relationship to you?	MALE MALE TEACHER..... 1 MALE POLICE/MILITARY OR SECURITY PERSON..... 2 MALE EMPLOYER..... 3 MALE COMMUNITY LEADER..... 4 MALE RELIGIOUS LEADER..... 5 MALE NEIGHBOR..... 6 MALE GANG MEMBER..... 7 MALE MEMBER OF ORGANIZED CRIME (BACRIM)..... 8 MALE OF GUERRILLA OR PARAMILITARY GROUP..... 9 DON'T KNOW..... 98 DECLINED..... 99	FEMALE FEMALE TEACHER..... 10 FEMALE POLICE/MILITARY OR SECURITY PERSON..... 11 FEMALE EMPLOYER..... 12 FEMALE COMMUNITY LEADER..... 13 FEMALE RELIGIOUS LEADER..... 14 FEMALE NEIGHBOR..... 15 FEMALE GANG MEMBER..... 16 FEMALE MEMBER OF ORGANIZED CRIME (BACRIM)..... 17 FEMALE OF GUERRILLA OR PARAMILITARY GROUP..... 18	
Q147	Was this person also involved in community violence, such as hurting other people in the streets, homes or businesses?	YES..... NO..... DON'T KNOW..... DECLINED.....	1 2 98 99	
SKIP TO Q150				
Q149	PV4: FIRST TIME Did this happen in the last 12 months?	YES..... NO..... DON'T KNOW..... DECLINED.....	1 2 98 99	
Q150	How old were you the first time this happened?	YEARS OLD: <input type="text"/> <input type="text"/> DON'T KNOW..... DECLINED.....	98 99	→ Q154
Q151	The adult in the community who did this to you the first time; what was this person's relationship to you?	MALE MALE TEACHER..... 1 MALE POLICE/MILITARY OR SECURITY PERSON..... 2 MALE EMPLOYER..... 3 MALE COMMUNITY LEADER..... 4 MALE RELIGIOUS LEADER..... 5 MALE NEIGHBOR..... 6 MALE GANG MEMBER..... 7 MALE MEMBER OF ORGANIZED CRIME (BACRIM)..... 8 MALE OF GUERRILLA OR PARAMILITARY GROUP..... 9 DON'T KNOW..... 98 DECLINED..... 99	FEMALE FEMALE TEACHER..... 10 FEMALE POLICE/MILITARY OR SECURITY PERSON..... 11 FEMALE EMPLOYER..... 12 FEMALE COMMUNITY LEADER..... 13 FEMALE RELIGIOUS LEADER..... 14 FEMALE NEIGHBOR..... 15 FEMALE GANG MEMBER..... 16 FEMALE MEMBER OF ORGANIZED CRIME (BACRIM)..... 17 FEMALE OF GUERRILLA OR PARAMILITARY GROUP..... 18	

Q152	Was this person also involved in community violence, such as hurting other people in the streets, homes or businesses?	YES..... NO..... DON'T KNOW..... DECLINED.....	1 2 98 99	
IF RESPONDENT IS CURRENTLY NOT ATTENDING TO SCHOOL Q4=2 OR Q3=2 SKIP TO Q153				
Q152A	In the past 30 days, has a teacher punished or corrected you by shaking you, hitting or slapping you on the hand/arm/leg; hitting or slapping you on the face/head/ears; hitting you on the bottom or elsewhere with a bare hand or a hard object?	YES..... NO..... DON'T KNOW..... DECLINED.....	1 2 98 99	
Q153	Sometimes people experience scratches, cuts, bruises or other injuries as a result of acts by ADULTS IN THE community [PGM WILL PROGRAM TEXT] From adults in the community, have you received: A. minor bruises, scrapes or scratches? B. black eyes or other eye injuries? C. gashes, deep wounds (e.g., from a knife, gun or other object)? D. broken bones or teeth? E. burns (e.g., from a cigarette, chemical agent, hot liquid, open flame)?	YES NO DK DTA A. MINOR BRUISES, SCRAPES, OR SCRATCHES 1 2 98 99 B. BLACK EYES OR OTHER EYE INJURIES 1 2 98 99 C. GASHES, DEEP WOUNDS (E.G., FROM A KNIFE, GUN OR OTHER OBJECT) 1 2 98 99 D. BROKEN BONES OR THEETH 1 2 98 99 E. BURNS (E.G., FROM A CIGARRETE, CHEMICAL AGENT, HOT LIQUID, OPEN FLAME) 1 2 98 99		
IF Q153A=1 OR Q153B=1 OR Q153C=1 OR Q153D=1 OR Q153E=1 CONTINUE WITH Q153Q IF Q153A=2/98/99 AND Q153B=2/98/99 AND Q153C=2/98/99 AND Q153D=2/98/99 AND Q153E=2/98/99 GO TO Q154				
Q153Q	How old were you the first time any of these injuries from adults in your own community happened to you?	YEARS OLD: <input type="text"/> <input type="text"/> DON'T KNOW..... DECLINED.....	98 99	
IF Q3=1 (EVER ATTENDED TO SCHOOL) GO TO Q154 IF Q3=2/98/99 (NEVER ATTENDED TO SCHOOL) GO TO Q155				
Q154	PV SERVICES Thinking about all these experiences with parents, other adults, romantic partners, people your own age, and someone in the community that we just discussed, did you ever have to miss school/educational center because of what happened?	YES..... NO..... DON'T KNOW..... DECLINED.....	1 2 98 99	
Q155	Did you know a hospital/clinic, police station, family commissariat, people's court, attorney, justice houses, indigenous court, helpline or legal office go for help?	YES..... NO..... DON'T KNOW..... DECLINED.....	1 2 98 99	→ Q160
Q156	Did you try to seek help from any of these places for any of these experiences?	YES..... NO..... DON'T KNOW..... DECLINED.....	1 2 98 99	→ Q158
Q157	What was the main reason you did not try to seek help from a hospital/clinic, police station, family commissariat, people's court, attorney, justice houses, indigenous court, helpline, social welfare or legal office.	AFRAID OF GETTING IN TROUBLE..... DO NOT TRUST INSTITUTIONS..... DON'T KNOW WHAT THE PROCESS IS..... EMBARRASSED FOR SELF/FAMILY..... COULD NOT AFFORD SERVICES..... DEPENDENT ON PERPETRATOR..... PERPETRATOR THREATENED ME..... FAMILY PRESSURE..... DID NOT THINK IT WAS A PROBLEM..... FELT IT WAS MY FAULT..... AFRAID OF BEING ABANDONED..... DID NOT NEED/WANT SERVICES..... AFRAID OF COMMUNITY VIOLENCE..... SERVICES TOO FAR AWAY..... DON'T KNOW..... DECLINED.....	1 2 3 4 5 6 7 8 9 10 11 12 13 14 98 99	
SKIP TO Q160				

Q158	Did you receive any help for any of these experiences from a hospital/clinic, police station, family commissariat, people's court, attorney, justice houses, indigenous court, helpline, social welfare or legal office.	YES NO DON'T KNOW DECLINED	1 2 98 99	→Q160
Q159	Did you receive help from: A) A doctor, nurse or other healthcare worker? B) Police or other security personnel? C) A lawyer, judge/magistrate or other legal professional, other than police? D) A social worker or counselor? E) A helpline? incl. phone/internet/website F) Family commissariat, family defender, police inspection?	YES NO DK DTA A) A DOCTOR, NURSE OR OTHER HEALTHCARE WORKER? B) POLICE OR OTHER SECURITY PERSONNEL? C) A LAWYER, JUDGE/MAGISTRATE, ATTORNEY, OR OTHER LEGAL PROFESSIONAL, OTHER THAN POLICE? D) A SOCIAL WORKER OR COUNSELOR? E) A HELPLINE? F) FAMILY COMMISSARIAT, FAMILY DEFENDER, POLICE INSPECTION	1 2 98 99 1 2 98 99 1 2 98 99 1 2 98 99 1 2 98 99 1 2 98 99	
Q160	Did you tell anyone about any of these experiences?	YES NO DON'T KNOW DECLINED	1 2 98 99	→ Q162
Q161	Who did you tell? (Choose all responses that apply)	MOTHER A NEIGHBOR I FATHER B TRADITIONAL HEALER J SISTER C NGO WORKER K BROTHER D TEACHER L OTHER RELATIVE E EMPLOYER M HUSBAND/WIFE F COMMUNITY LEADER N BOYFRIEND/ROMANTIC PARTNER G RELIGIOUS LEADER O FRIEND H DON'T KNOW Y DECLINED Z		
SKIP TO Q200				
Q162	What was the main reason you did not tell anyone?	DID NOT KNOW WHO TO GO TO 1 AFRAID OF BEING RE-VICTIMIZED 2 LACK OF TRUST IN INSTITUTIONS 3 AFRAID OF GETTING IN TROUBLE 4 EMBARRASSED FOR SELF/FAMILY 5 DEPENDENT ON PERPETRATOR 6 PERPETRATOR THREATENED ME 7 DID NOT THINK IT WAS A PROBLEM 8 FELT IT WAS MY FAULT 9 AFRAID OF BEING ABANDONED 10 DID NOT NEED/WANT TO TELL ANYONE 11 FEAR NOT TO BE TAKEN SERIOUSLY 12 NO SERVICES AVAILABLE 13 DON'T KNOW 98 DECLINED 99		
<p>IF Q50=2/98/99 (NEVER MARRIED/) AND Q55=2/98/99 (NEVER LIVED W/ SOMEONE AS MARRIED) AND Q58=2/98/99 (NEVER PARTNER) GO TO Q201</p> <p>IF Q50=1 (EVER MARRIED) OR Q55=1 (EVER LIVED W/ SOMEONE AS MARRIED) OR Q58=1 (EVER PARTNER) CONTINUE WITH Q200</p>				

Q200	PV PERPETRATION Have you ever done any of the following to a current or previous boyfriend, romantic partner/husband: A. slapped, pushed, shoved, shook, or intentionally threw something at them to hurt them? B. punched, kicked, whipped, or beat them with an object? C. choked, smothered, tried to drown them, or burned them intentionally? D. used or threatened them with a knife, gun or other weapon?	YES NO DK DTA 1 2 98 99 1 2 98 99 1 2 98 99 1 2 98 99	
IF Q200A=1 OR Q200B=1 OR Q200C=1 OR Q200D=1 CONTINUE WITH Q200A IF Q200A=2/98/99 AND Q200B=2/98/99 AND Q200C=2/98/99 AND Q200D=2/98/99 GO TO Q201			
Q200A	In the past when you have done this to your current or previous boyfriend, romantic partner/husband, were you drinking alcohol? None of the time, some of the time, most of the time, all of the time?	NONE OF THE TIME SOME OF THE TIME MOST OF THE TIME ALL OF THE TIME DON'T KNOW DECLINED	1 2 3 4 98 99
Q201	Have you ever done any of the following to someone who is not a current or previous boyfriend, romantic partner, or husband: A. slapped, pushed, shoved, shook, or intentionally threw something at them to hurt them? B. punched, kicked, whipped, or beat them with an object? C. choked, smothered, tried to drown them, or burned them intentionally? D. used or threatened them with a knife, gun or other weapon?	YES NO DK DTA 1 2 98 99 1 2 98 99 1 2 98 99 1 2 98 99	
IF Q201A=1 OR Q201B=1 OR Q201C=1 OR Q201D=1 CONTINUE WITH Q201A IF Q201A=2/98/99 AND Q201B=2/98/99 AND Q201C=2/98/99 AND Q201D=2/98/99 GO TO Q202			
Q201A	In the past when you have done this to someone who was not your current or previous boyfriend, romantic partner/husband, were you drinking alcohol? None of the time, some of the time, most of the time, all of the time?	NONE OF THE TIME SOME OF THE TIME MOST OF THE TIME ALL OF THE TIME DON'T KNOW DECLINED	1 2 3 4 98 99
Q202	During the past 12 months, were you in a physical fight at least once?	YES NO DON'T KNOW DECLINED	1 2 98 99
Q300	PSYCHOLOGICAL VIOLENCE EVI: PARENT, ADULT CAREGIVER OT OTHER ADULT RELATIVE The next questions ask about what a parent, adult caregiver or other adult relative may have said to you. Has a parent, adult caregiver or other adult relative ever: A. told you that you were not loved, or did not deserve to be loved? B. said they wished you had never been born or were dead? C. ever ridiculed you or put you down, for example said that you were stupid or useless? D. threatened to get rid of you?	YES NO DK DTA 1 2 98 99 1 2 98 99 1 2 98 99 1 2 98 99	
IF Q300A=1 OR Q300B=1 OR Q300C=1 CONTINUE WITH Q301 IF Q300A=2/98/99 AND Q300B=2/98/99 AND Q300C=2/98/99 GO TO Q305			
Q301	EVI: MOST RECENT TIME Did this happen in the last 12 months?	YES NO DON'T KNOW DECLINED	1 2 98 99

Q302	Did this happen before age 18?	YES NO DON'T KNOW DECLINED	1 2 98 99	
<p>IF Q50=2/98/99 (NEVER MARRIED/) AND Q55=2/98/99 (NEVER LIVED W/ SOMEONE AS MARRIED) AND Q58=2/98/99 (NEVER PARTNER) SKIP TO Q306 (BULLYING)</p> <p>IF Q50=1 (EVER MARRIED) OR Q55=1 (EVER LIVED W/ SOMEONE AS MARRIED) OR Q58=2/98/1 (EVER PARTNER) CONTINUE TO Q305(INTIMATE PARTNER)</p>				
Q305	EV2: INTIMATE PARTNER The next questions are about things that can happen to girls and women who date, have a romantic partner, boyfriend, or who are married. In the last 12 months, has a boyfriend/romantic partner, ex-boyfriend/romantic partner or husband done any of these things to you:			
		YES NO DK DTA		
	A. insulted, humiliated, or made fun of you in front of others?	1 2 98 99		
	B. kept you from having your own money?	1 2 98 99		
	C. tried to keep you from seeing or talking to your family or friends?	1 2 98 99		
	D. kept track of you by demanding to know where you were and what you were doing?	1 2 98 99		
	E. made threats to physically harm you?	1 2 98 99		
	F. made threats to take away or hurt your children?	1 2 98 99		
Q306	EV3: BULLYING Bullying occurs when a student or group of students say or do bad or unpleasant things to another student. It is also bullying when a student is teased a lot in an unpleasant way or when a student is left out of things on purpose. During the past 30 days, were you bullied at least once?	YES NO DON'T KNOW DECLINED	1 2 98 99	
<p>ONLY FOR RESPONDENTS BETWEEN 13 AND 17 YEARS OLD, IF RESPONDENT IS 18 TO 24 YEARS OLD GO TO Q407 (SEXUAL BEHAVIOR)</p>				
Q400	DISCIPLINE: In the past 30 days, has a parent of adult caregiver punished or corrected you by:			
		YES NO DK DTA		
	A. (Emotional Violence) Shouting/ yelling/screaming at you; calling you offensive names, such as 'dumb' or 'lazy'; taking away food; or ignoring you for several hours?	1 2 98 99		
	B. (Physical Violence) Shaking you, hitting or slapping you on the hand/arm/leg; hitting or slapping you on the face/head/ears; hitting you on the bottom or elsewhere with a bare hand or a hard object?	1 2 98 99		
	C. (Positive discipline) Taken away privileges, forbade something you liked or wanted to do; explained why the behavior is wrong; or given you a reminder or warning not to do it again?	1 2 98 99		
Q407	SEXUAL BEHAVIOR: The next questions are about sexual activity. By sex we mean vaginal, oral or anal sex or the insertion of an object into your vagina or anus by someone else. Have you ever had sex?	YES NO DON'T KNOW DECLINED	1 2 98 99	→Q600
Q408	How old were you when you had sex for the very first time?	YEARS OLD: <input type="text"/> <input type="text"/> DON'T KNOW DECLINED	98 99	
Q409	The first time you had sex, was it wanted?	YES NO DON'T KNOW DECLINED	1 2 98 99	→Q411 →Q414

Q410	The first time you had sex, were you verbally persuaded, pressured, tricked, threatened, too drunk to say no, or physically forced?	VERBALLY PERSUADED PRESSURED TRICKED THREATENED TOO DRUNK TO SAY NO PHYSICALLY FORCED DON'T KNOW DECLINED	1 2 3 4 5 6 98 99	
Q411	What was this person's relationship to you?	<p>MALE</p> <p>BOYFRIEND/ROMANTIC PARTNER 1 HUSBAND 2 EX-BOYFRIEND/ROMANTIC PARTNER..... 3 EX-HUSBAND 4 FATHER 5 STEP FATHER 6 BROTHER 7 MALE RELATIVE 8 MALE CLASSMATE/SCHOOLMATE 9 MALE TEACHER 10 MALE POLICE/ SECURITY PERSON 11 MALE EMPLOYER 12 MALE NEIGHBOR 13 MALE COMMUNITY LEADER 14 MALE RELIGIOUS LEADER 15 MALE FRIEND 16 MALE STRANGER 17 MALE MEMBER OR ARMED FORCES 18 MALE MEMBER OF AN ILLEGAL ARMED GROUP 19</p> <p>FEMALE</p> <p>GIRLFRIEND/ROMANTIC PARTNER 20 WIFE 21 EX-GIRLFRIEND/ROMANTIC PARTNER..... 22 EX-WIFE 23 MOTHER 24 STEP MOTHER 25 SISTER 26 FEMALE RELATIVE 27 FEMALE CLASSMATE/SCHOOLMATE 28 FEMALE TEACHER 29 FEMALE POLICE/ SECURITY PERSON 30 FEMALE EMPLOYER 31 FEMALE NEIGHBOR 32 FEMALE COMMUNITY LEADER 33 FEMALE RELIGIOUS LEADER 34 FEMALE FRIEND 35 FEMALE STRANGER 36 FEMALE MEMBER OF ARMED FORCES 37 FEMALE MEMBER OF AN ILLEGAL ARMED GROUP 38</p> <p>DON'T KNOW98 DECLINED99</p>		
Q412	How old was this person? Please give your best guess.	YEARS OLD: <input type="text"/> <input type="text"/> DON'T KNOW DECLINED	98 99	
Q414	PREGNANCY: The next questions are about pregnancy. Have you ever been pregnant?	YES NO DON'T KNOW DECLINED	1 2 98 99	→ Q417
Q415	How old were you the first time that you got pregnant?	YEARS OLD: <input type="text"/> <input type="text"/> DON'T KNOW DECLINED	98 99	
Q416	Have you ever had a pregnancy that did not end in a live birth?	YES NO CURRENTLY PREGNANT DON'T KNOW DECLINED	1 2 3 98 99	
Q416A	¿Have you ever had an abortion in any of your pregnancies?	YES NO CURRENTLY PREGNANT DON'T KNOW DECLINED	1 2 3 98 99	
Q416B	¿Have you ever been informed about your Right of Voluntary Interruption of Pregnancy?	YES NO DON'T KNOW DECLINED	1 2 98 99	

Q417	SEX HISTORY AND RISK TAKING: In your life, how many people have you ever had sex with?	NUMBER OF PERSONS: <input type="text"/> <input type="text"/> <i>(INTERVIEWERS: 0 IS NOT AN ACCEPTABLE ANSWER FOR THIS QUESTION, IF RESPONDENT SAYS 0 THEN REFER BACK TO Q407 AND CORRECT IF NECESSARY)</i> DON'T KNOW 98 DECLINED 99																																																																																		
Q418	How many people have you had sex within the past 12 months?	HAVE NOT HAD SEX IN LAST 12 MONTHS. 0 → Q500 NUMBER OF PERSONS: <input type="text"/> <input type="text"/> DON'T KNOW 98 DECLINED 99 → Q500																																																																																		
Q418A	In the past 12 months with who have you had sex with? Men only, women only, both men and women?	MEN ONLY 1 WOMEN ONLY 2 BOTH MEN AND WOMEN 3 DON'T KNOW 98 DECLINED 99																																																																																		
Q419	Think about the most recent person who you had sex with in the past 12 months. What was this person's relationship to you?	<table border="0"> <tr> <td colspan="2">MALE</td> <td colspan="2">FEMALE</td> </tr> <tr> <td>BOYFRIEND/ROMANTIC PARTNER 1</td> <td>GIRLFRIEND/ROMANTIC PARTNER 19</td> <td>HUSBAND 2</td> <td>WIFE 20</td> </tr> <tr> <td>EX-BOYFRIEND/ROMANTIC PARTNER?HUSBAND 3</td> <td>MOTHER 22</td> <td>EX-GIRLFRIEND/ROMANTIC PARTNER/WIFE..... 21</td> <td>EX-GIRLFRIEND/ROMANTIC PARTNER/WIFE.... 21</td> </tr> <tr> <td>FATHER 4</td> <td>STEP MOTHER 23</td> <td>PARTNER?HUSBAND 3</td> <td>MOTHER 22</td> </tr> <tr> <td>STEP FATHER 5</td> <td>SISTER 24</td> <td>FATHER 4</td> <td>STEP MOTHER 23</td> </tr> <tr> <td>BROTHER 6</td> <td>SISTER 24</td> <td>STEP FATHER 5</td> <td>SISTER 24</td> </tr> <tr> <td>MALE RELATIVE 7</td> <td>FEMALE RELATIVE 25</td> <td>BROTHER 6</td> <td>FEMALE RELATIVE 25</td> </tr> <tr> <td>MALE CLASSMATE/SCHOOLMATE 8</td> <td>FEMALE CLASSMATE/SCHOOLMATE 26</td> <td>MALE RELATIVE 7</td> <td>FEMALE CLASSMATE/SCHOOLMATE 26</td> </tr> <tr> <td>MALE TEACHER 9</td> <td>FEMALE TEACHER 27</td> <td>MALE CLASSMATE/SCHOOLMATE 8</td> <td>FEMALE TEACHER 27</td> </tr> <tr> <td>MALE POLICE/ SECURITY PERSON 10</td> <td>FEMALE POLICE/ SECURITY PERSON 28</td> <td>MALE TEACHER 9</td> <td>FEMALE POLICE/ SECURITY PERSON 28</td> </tr> <tr> <td>MALE EMPLOYER 11</td> <td>FEMALE EMPLOYER 29</td> <td>MALE POLICE/ SECURITY PERSON 10</td> <td>FEMALE EMPLOYER 29</td> </tr> <tr> <td>MALE NEIGHBOR 12</td> <td>FEMALE NEIGHBOR 30</td> <td>MALE EMPLOYER 11</td> <td>FEMALE NEIGHBOR 30</td> </tr> <tr> <td>MALE COMMUNITY LEADER 13</td> <td>FEMALE COMMUNITY LEADER 31</td> <td>MALE NEIGHBOR 12</td> <td>FEMALE COMMUNITY LEADER 31</td> </tr> <tr> <td>MALE RELIGIOUS LEADER 14</td> <td>FEMALE RELIGIOUS LEADER 32</td> <td>MALE COMMUNITY LEADER 13</td> <td>FEMALE RELIGIOUS LEADER 32</td> </tr> <tr> <td>MALE FRIEND 15</td> <td>FEMALE FRIEND 33</td> <td>MALE RELIGIOUS LEADER 14</td> <td>FEMALE FRIEND 33</td> </tr> <tr> <td>MALE STRANGER 16</td> <td>FEMALE STRANGER 34</td> <td>MALE FRIEND 15</td> <td>FEMALE STRANGER 34</td> </tr> <tr> <td>MALE MEMBER OR ARMED FORCES 17</td> <td>FEMALE MEMBER OF ARMED FORCES 35</td> <td>MALE STRANGER 16</td> <td>FEMALE MEMBER OF ARMED FORCES 35</td> </tr> <tr> <td>MALE MEMBER OF AN ILLEGAL ARMED GROUP 18</td> <td>FEMALE MEMBER OF AN ILLEGAL ARMED GROUP 36</td> <td>MALE MEMBER OR ARMED FORCES 17</td> <td>FEMALE MEMBER OF AN ILLEGAL ARMED GROUP 36</td> </tr> <tr> <td></td> <td>DON'T KNOW 98</td> <td>MALE MEMBER OF AN ILLEGAL ARMED GROUP 18</td> <td>DON'T KNOW 98</td> </tr> <tr> <td></td> <td>DECLINED 99</td> <td></td> <td>DECLINED 99</td> </tr> </table>	MALE		FEMALE		BOYFRIEND/ROMANTIC PARTNER 1	GIRLFRIEND/ROMANTIC PARTNER 19	HUSBAND 2	WIFE 20	EX-BOYFRIEND/ROMANTIC PARTNER?HUSBAND 3	MOTHER 22	EX-GIRLFRIEND/ROMANTIC PARTNER/WIFE..... 21	EX-GIRLFRIEND/ROMANTIC PARTNER/WIFE.... 21	FATHER 4	STEP MOTHER 23	PARTNER?HUSBAND 3	MOTHER 22	STEP FATHER 5	SISTER 24	FATHER 4	STEP MOTHER 23	BROTHER 6	SISTER 24	STEP FATHER 5	SISTER 24	MALE RELATIVE 7	FEMALE RELATIVE 25	BROTHER 6	FEMALE RELATIVE 25	MALE CLASSMATE/SCHOOLMATE 8	FEMALE CLASSMATE/SCHOOLMATE 26	MALE RELATIVE 7	FEMALE CLASSMATE/SCHOOLMATE 26	MALE TEACHER 9	FEMALE TEACHER 27	MALE CLASSMATE/SCHOOLMATE 8	FEMALE TEACHER 27	MALE POLICE/ SECURITY PERSON 10	FEMALE POLICE/ SECURITY PERSON 28	MALE TEACHER 9	FEMALE POLICE/ SECURITY PERSON 28	MALE EMPLOYER 11	FEMALE EMPLOYER 29	MALE POLICE/ SECURITY PERSON 10	FEMALE EMPLOYER 29	MALE NEIGHBOR 12	FEMALE NEIGHBOR 30	MALE EMPLOYER 11	FEMALE NEIGHBOR 30	MALE COMMUNITY LEADER 13	FEMALE COMMUNITY LEADER 31	MALE NEIGHBOR 12	FEMALE COMMUNITY LEADER 31	MALE RELIGIOUS LEADER 14	FEMALE RELIGIOUS LEADER 32	MALE COMMUNITY LEADER 13	FEMALE RELIGIOUS LEADER 32	MALE FRIEND 15	FEMALE FRIEND 33	MALE RELIGIOUS LEADER 14	FEMALE FRIEND 33	MALE STRANGER 16	FEMALE STRANGER 34	MALE FRIEND 15	FEMALE STRANGER 34	MALE MEMBER OR ARMED FORCES 17	FEMALE MEMBER OF ARMED FORCES 35	MALE STRANGER 16	FEMALE MEMBER OF ARMED FORCES 35	MALE MEMBER OF AN ILLEGAL ARMED GROUP 18	FEMALE MEMBER OF AN ILLEGAL ARMED GROUP 36	MALE MEMBER OR ARMED FORCES 17	FEMALE MEMBER OF AN ILLEGAL ARMED GROUP 36		DON'T KNOW 98	MALE MEMBER OF AN ILLEGAL ARMED GROUP 18	DON'T KNOW 98		DECLINED 99		DECLINED 99		
MALE		FEMALE																																																																																		
BOYFRIEND/ROMANTIC PARTNER 1	GIRLFRIEND/ROMANTIC PARTNER 19	HUSBAND 2	WIFE 20																																																																																	
EX-BOYFRIEND/ROMANTIC PARTNER?HUSBAND 3	MOTHER 22	EX-GIRLFRIEND/ROMANTIC PARTNER/WIFE..... 21	EX-GIRLFRIEND/ROMANTIC PARTNER/WIFE.... 21																																																																																	
FATHER 4	STEP MOTHER 23	PARTNER?HUSBAND 3	MOTHER 22																																																																																	
STEP FATHER 5	SISTER 24	FATHER 4	STEP MOTHER 23																																																																																	
BROTHER 6	SISTER 24	STEP FATHER 5	SISTER 24																																																																																	
MALE RELATIVE 7	FEMALE RELATIVE 25	BROTHER 6	FEMALE RELATIVE 25																																																																																	
MALE CLASSMATE/SCHOOLMATE 8	FEMALE CLASSMATE/SCHOOLMATE 26	MALE RELATIVE 7	FEMALE CLASSMATE/SCHOOLMATE 26																																																																																	
MALE TEACHER 9	FEMALE TEACHER 27	MALE CLASSMATE/SCHOOLMATE 8	FEMALE TEACHER 27																																																																																	
MALE POLICE/ SECURITY PERSON 10	FEMALE POLICE/ SECURITY PERSON 28	MALE TEACHER 9	FEMALE POLICE/ SECURITY PERSON 28																																																																																	
MALE EMPLOYER 11	FEMALE EMPLOYER 29	MALE POLICE/ SECURITY PERSON 10	FEMALE EMPLOYER 29																																																																																	
MALE NEIGHBOR 12	FEMALE NEIGHBOR 30	MALE EMPLOYER 11	FEMALE NEIGHBOR 30																																																																																	
MALE COMMUNITY LEADER 13	FEMALE COMMUNITY LEADER 31	MALE NEIGHBOR 12	FEMALE COMMUNITY LEADER 31																																																																																	
MALE RELIGIOUS LEADER 14	FEMALE RELIGIOUS LEADER 32	MALE COMMUNITY LEADER 13	FEMALE RELIGIOUS LEADER 32																																																																																	
MALE FRIEND 15	FEMALE FRIEND 33	MALE RELIGIOUS LEADER 14	FEMALE FRIEND 33																																																																																	
MALE STRANGER 16	FEMALE STRANGER 34	MALE FRIEND 15	FEMALE STRANGER 34																																																																																	
MALE MEMBER OR ARMED FORCES 17	FEMALE MEMBER OF ARMED FORCES 35	MALE STRANGER 16	FEMALE MEMBER OF ARMED FORCES 35																																																																																	
MALE MEMBER OF AN ILLEGAL ARMED GROUP 18	FEMALE MEMBER OF AN ILLEGAL ARMED GROUP 36	MALE MEMBER OR ARMED FORCES 17	FEMALE MEMBER OF AN ILLEGAL ARMED GROUP 36																																																																																	
	DON'T KNOW 98	MALE MEMBER OF AN ILLEGAL ARMED GROUP 18	DON'T KNOW 98																																																																																	
	DECLINED 99		DECLINED 99																																																																																	
Q420	How old was this person? Please give your best guess.	YEARS OLD: <input type="text"/> <input type="text"/> DON'T KNOW 98 DECLINED 99																																																																																		
Q421	Are you and this person currently doing something or using any method to delay or avoid getting pregnant? If yes, which method are you and this person using? <i>(Choose all responses that apply)</i>	FEMALE STERILIZATION A MALE STERILIZATION B IUD C INJECTABLES D IMPLANTS E PILL F MALE CONDOM G FEMALE CONDOM H DIAPHRAGM I FOAM/JELLY J LAM K RHYTHM METHOD L WITHDRAWAL M NO METHOD X DON'T KNOW Y DECLINED Z																																																																																		

Q422	In the past 12 months when you had sex with this person, how often did you use a condom (male condom)? Would you say always, sometimes, or never?	ALWAYS 1 SOMETIMES 2 NEVER 3 DON'T KNOW 98 DECLINED 99																																																																																		
Q423	In the last 12 months, how often did you see this person drunk? Every day, 1-2 times per week, 1-3 times per month, never?	EVERY DAY 1 1-2 TIMES PER WEEK 2 1-3 TIMES PER MONTH 3 NEVER 4 DONT KNOW 98 DECLINED 99																																																																																		
IF Q418=1 (1 PERSON IN THE LAST 12 MONTHS) SKIP TO Q500 IF Q418>1 (MORE THAN 1 PERSON IN THE LAST 12 MONTHS) CONTINUE TO Q424																																																																																				
Q424	Now think back to a second person with whom you had sex in the past 12 months. What was this person's relationship to you?	<table border="0"> <tr> <td colspan="2">MALE</td> <td colspan="2">FEMALE</td> </tr> <tr> <td>BOYFRIEND/ROMANTIC PARTNER 1</td> <td>GIRLFRIEND/ROMANTIC PARTNER 19</td> <td>HUSBAND 2</td> <td>WIFE 20</td> </tr> <tr> <td>EX-BOYFRIEND/ROMANTIC PARTNER?HUSBAND 3</td> <td>MOTHER 22</td> <td>EX-GIRLFRIEND/ROMANTIC PARTNER/WIFE..... 21</td> <td>EX-GIRLFRIEND/ROMANTIC PARTNER/WIFE.... 21</td> </tr> <tr> <td>FATHER 4</td> <td>STEP MOTHER 23</td> <td>PARTNER?HUSBAND 3</td> <td>MOTHER 22</td> </tr> <tr> <td>STEP FATHER 5</td> <td>SISTER 24</td> <td>FATHER 4</td> <td>STEP MOTHER 23</td> </tr> <tr> <td>BROTHER 6</td> <td>SISTER 24</td> <td>STEP FATHER 5</td> <td>SISTER 24</td> </tr> <tr> <td>MALE RELATIVE 7</td> <td>FEMALE RELATIVE 25</td> <td>BROTHER 6</td> <td>FEMALE RELATIVE 25</td> </tr> <tr> <td>MALE CLASSMATE/SCHOOLMATE 8</td> <td>FEMALE CLASSMATE/SCHOOLMATE 26</td> <td>MALE RELATIVE 7</td> <td>FEMALE CLASSMATE/SCHOOLMATE 26</td> </tr> <tr> <td>MALE TEACHER 9</td> <td>FEMALE TEACHER 27</td> <td>MALE CLASSMATE/SCHOOLMATE 8</td> <td>FEMALE TEACHER 27</td> </tr> <tr> <td>MALE POLICE/ SECURITY PERSON 10</td> <td>FEMALE POLICE/ SECURITY PERSON 28</td> <td>MALE TEACHER 9</td> <td>FEMALE POLICE/ SECURITY PERSON 28</td> </tr> <tr> <td>MALE EMPLOYER 11</td> <td>FEMALE EMPLOYER 29</td> <td>MALE POLICE/ SECURITY PERSON 10</td> <td>FEMALE EMPLOYER 29</td> </tr> <tr> <td>MALE NEIGHBOR 12</td> <td>FEMALE NEIGHBOR 30</td> <td>MALE EMPLOYER 11</td> <td>FEMALE NEIGHBOR 30</td> </tr> <tr> <td>MALE COMMUNITY LEADER 13</td> <td>FEMALE COMMUNITY LEADER 31</td> <td>MALE NEIGHBOR 12</td> <td>FEMALE COMMUNITY LEADER 31</td> </tr> <tr> <td>MALE RELIGIOUS LEADER 14</td> <td>FEMALE RELIGIOUS LEADER 32</td> <td>MALE COMMUNITY LEADER 13</td> <td>FEMALE RELIGIOUS LEADER 32</td> </tr> <tr> <td>MALE FRIEND 15</td> <td>FEMALE FRIEND 33</td> <td>MALE RELIGIOUS LEADER 14</td> <td>FEMALE FRIEND 33</td> </tr> <tr> <td>MALE STRANGER 16</td> <td>FEMALE STRANGER 34</td> <td>MALE FRIEND 15</td> <td>FEMALE STRANGER 34</td> </tr> <tr> <td>MALE MEMBER OR ARMED FORCES 17</td> <td>FEMALE MEMBER OF ARMED FORCES 35</td> <td>MALE STRANGER 16</td> <td>FEMALE MEMBER OF ARMED FORCES 35</td> </tr> <tr> <td>MALE MEMBER OF AN ILLEGAL ARMED GROUP 18</td> <td>FEMALE MEMBER OF AN ILLEGAL ARMED GROUP 36</td> <td>MALE MEMBER OR ARMED FORCES 17</td> <td>FEMALE MEMBER OF AN ILLEGAL ARMED GROUP 36</td> </tr> <tr> <td></td> <td>DON'T KNOW 98</td> <td>MALE MEMBER OF AN ILLEGAL ARMED GROUP 18</td> <td>DON'T KNOW 98</td> </tr> <tr> <td></td> <td>DECLINED 99</td> <td></td> <td>DECLINED 99</td> </tr> </table>	MALE		FEMALE		BOYFRIEND/ROMANTIC PARTNER 1	GIRLFRIEND/ROMANTIC PARTNER 19	HUSBAND 2	WIFE 20	EX-BOYFRIEND/ROMANTIC PARTNER?HUSBAND 3	MOTHER 22	EX-GIRLFRIEND/ROMANTIC PARTNER/WIFE..... 21	EX-GIRLFRIEND/ROMANTIC PARTNER/WIFE.... 21	FATHER 4	STEP MOTHER 23	PARTNER?HUSBAND 3	MOTHER 22	STEP FATHER 5	SISTER 24	FATHER 4	STEP MOTHER 23	BROTHER 6	SISTER 24	STEP FATHER 5	SISTER 24	MALE RELATIVE 7	FEMALE RELATIVE 25	BROTHER 6	FEMALE RELATIVE 25	MALE CLASSMATE/SCHOOLMATE 8	FEMALE CLASSMATE/SCHOOLMATE 26	MALE RELATIVE 7	FEMALE CLASSMATE/SCHOOLMATE 26	MALE TEACHER 9	FEMALE TEACHER 27	MALE CLASSMATE/SCHOOLMATE 8	FEMALE TEACHER 27	MALE POLICE/ SECURITY PERSON 10	FEMALE POLICE/ SECURITY PERSON 28	MALE TEACHER 9	FEMALE POLICE/ SECURITY PERSON 28	MALE EMPLOYER 11	FEMALE EMPLOYER 29	MALE POLICE/ SECURITY PERSON 10	FEMALE EMPLOYER 29	MALE NEIGHBOR 12	FEMALE NEIGHBOR 30	MALE EMPLOYER 11	FEMALE NEIGHBOR 30	MALE COMMUNITY LEADER 13	FEMALE COMMUNITY LEADER 31	MALE NEIGHBOR 12	FEMALE COMMUNITY LEADER 31	MALE RELIGIOUS LEADER 14	FEMALE RELIGIOUS LEADER 32	MALE COMMUNITY LEADER 13	FEMALE RELIGIOUS LEADER 32	MALE FRIEND 15	FEMALE FRIEND 33	MALE RELIGIOUS LEADER 14	FEMALE FRIEND 33	MALE STRANGER 16	FEMALE STRANGER 34	MALE FRIEND 15	FEMALE STRANGER 34	MALE MEMBER OR ARMED FORCES 17	FEMALE MEMBER OF ARMED FORCES 35	MALE STRANGER 16	FEMALE MEMBER OF ARMED FORCES 35	MALE MEMBER OF AN ILLEGAL ARMED GROUP 18	FEMALE MEMBER OF AN ILLEGAL ARMED GROUP 36	MALE MEMBER OR ARMED FORCES 17	FEMALE MEMBER OF AN ILLEGAL ARMED GROUP 36		DON'T KNOW 98	MALE MEMBER OF AN ILLEGAL ARMED GROUP 18	DON'T KNOW 98		DECLINED 99		DECLINED 99		
MALE		FEMALE																																																																																		
BOYFRIEND/ROMANTIC PARTNER 1	GIRLFRIEND/ROMANTIC PARTNER 19	HUSBAND 2	WIFE 20																																																																																	
EX-BOYFRIEND/ROMANTIC PARTNER?HUSBAND 3	MOTHER 22	EX-GIRLFRIEND/ROMANTIC PARTNER/WIFE..... 21	EX-GIRLFRIEND/ROMANTIC PARTNER/WIFE.... 21																																																																																	
FATHER 4	STEP MOTHER 23	PARTNER?HUSBAND 3	MOTHER 22																																																																																	
STEP FATHER 5	SISTER 24	FATHER 4	STEP MOTHER 23																																																																																	
BROTHER 6	SISTER 24	STEP FATHER 5	SISTER 24																																																																																	
MALE RELATIVE 7	FEMALE RELATIVE 25	BROTHER 6	FEMALE RELATIVE 25																																																																																	
MALE CLASSMATE/SCHOOLMATE 8	FEMALE CLASSMATE/SCHOOLMATE 26	MALE RELATIVE 7	FEMALE CLASSMATE/SCHOOLMATE 26																																																																																	
MALE TEACHER 9	FEMALE TEACHER 27	MALE CLASSMATE/SCHOOLMATE 8	FEMALE TEACHER 27																																																																																	
MALE POLICE/ SECURITY PERSON 10	FEMALE POLICE/ SECURITY PERSON 28	MALE TEACHER 9	FEMALE POLICE/ SECURITY PERSON 28																																																																																	
MALE EMPLOYER 11	FEMALE EMPLOYER 29	MALE POLICE/ SECURITY PERSON 10	FEMALE EMPLOYER 29																																																																																	
MALE NEIGHBOR 12	FEMALE NEIGHBOR 30	MALE EMPLOYER 11	FEMALE NEIGHBOR 30																																																																																	
MALE COMMUNITY LEADER 13	FEMALE COMMUNITY LEADER 31	MALE NEIGHBOR 12	FEMALE COMMUNITY LEADER 31																																																																																	
MALE RELIGIOUS LEADER 14	FEMALE RELIGIOUS LEADER 32	MALE COMMUNITY LEADER 13	FEMALE RELIGIOUS LEADER 32																																																																																	
MALE FRIEND 15	FEMALE FRIEND 33	MALE RELIGIOUS LEADER 14	FEMALE FRIEND 33																																																																																	
MALE STRANGER 16	FEMALE STRANGER 34	MALE FRIEND 15	FEMALE STRANGER 34																																																																																	
MALE MEMBER OR ARMED FORCES 17	FEMALE MEMBER OF ARMED FORCES 35	MALE STRANGER 16	FEMALE MEMBER OF ARMED FORCES 35																																																																																	
MALE MEMBER OF AN ILLEGAL ARMED GROUP 18	FEMALE MEMBER OF AN ILLEGAL ARMED GROUP 36	MALE MEMBER OR ARMED FORCES 17	FEMALE MEMBER OF AN ILLEGAL ARMED GROUP 36																																																																																	
	DON'T KNOW 98	MALE MEMBER OF AN ILLEGAL ARMED GROUP 18	DON'T KNOW 98																																																																																	
	DECLINED 99		DECLINED 99																																																																																	
Q425	How old was this second person? Please give your best guess.	YEARS OLD: <input type="text"/> <input type="text"/> DON'T KNOW 98 DECLINED 99																																																																																		
Q426	Are you and this second person currently doing something or using any method to delay or avoid getting pregnant? If yes, which method are you and this person using? <i>(Choose all responses that apply)</i>	FEMALE STERILIZATION A MALE STERILIZATION B IUD C INJECTABLES D IMPLANTS E PILL F MALE CONDOM G FEMALE CONDOM H DIAPHRAGM I FOAM/JELLY J LAM K RHYTHM METHOD L WITHDRAWAL M NO METHOD X DON'T KNOW Y DECLINED Z																																																																																		
Q427	In the past 12 months when you had sex with this second person, how often did you use a condom (male condom)? Would you say always, sometimes, or never?	ALWAYS 1 SOMETIMES 2 NEVER 3 DON'T KNOW 98 DECLINED 99																																																																																		

Q428	In the last 12 months, how often did you see this second person drunk? Every day, 1-2 times per week, 1-3 times per month, never?	EVERY DAY..... 1-2 TIMES PER WEEK..... 1-3 TIMES PER MONTH..... NEVER..... DONT KNOW..... DECLINED.....	1 2 3 4 98 99	
<p>IF Q418=2 (2 PERSONS IN THE LAST 12 MONTHS) SKIP TO Q500 IF Q418>2 (MORE THAN 2 PERSONS IN THE LAST 12 MONTHS) CONTINUE TO Q429</p>				
Q429	Now think back to a third person with whom you had sex in the past 12 months. What was this person's relationship to you?	<p>MALE</p> <p>BOYFRIEND/ROMANTIC PARTNER..... 1 HUSBAND..... 2 EX-BOYFRIEND/ROMANTIC PARTNER?HUSBAND..... 3 FATHER..... 4 STEP FATHER..... 5 BROTHER..... 6 MALE RELATIVE..... 7 MALE CLASSMATE/SCHOOLMATE..... 8 MALE TEACHER..... 9 MALE POLICE/ SECURITY PERSON..... 10 MALE EMPLOYER..... 11 MALE NEIGHBOR..... 12 MALE COMMUNITY LEADER..... 13 MALE RELIGIOUS LEADER..... 14 MALE FRIEND..... 15 MALE STRANGER..... 16 MALE MEMBER OR ARMED FORCES..... 17 MALE MEMBER OF AN ILLEGAL ARMED GROUP..... 18</p> <p>FEMALE</p> <p>GIRLFRIEND/ROMANTIC PARTNER..... 19 WIFE..... 20 EX-GIRLFRIEND/ROMANTIC PARTNER/WIFE..... 21 MOTHER..... 22 STEP MOTHER..... 23 SISTER..... 24 FEMALE RELATIVE..... 25 FEMALE CLASSMATE/SCHOOLMATE..... 26 FEMALE TEACHER..... 27 FEMALE POLICE/ SECURITY PERSON..... 28 FEMALE EMPLOYER..... 29 FEMALE NEIGHBOR..... 30 FEMALE COMMUNITY LEADER..... 31 FEMALE RELIGIOUS LEADER..... 32 FEMALE FRIEND..... 33 FEMALE STRANGER..... 34 FEMALE MEMBER OF ARMED FORCES..... 35 FEMALE MEMBER OF AN ILLEGAL ARMED GROUP..... 36</p> <p>DON'T KNOW.....98 DECLINED.....99</p>		
Q430	How old was this third person? Please give your best guess.	YEARS OLD: <input type="text"/> <input type="text"/> DON'T KNOW..... DECLINED.....	98 99	
Q431	Are you and this third person currently doing something or using any method to delay or avoid getting pregnant? If yes, which method are you and this person using? <i>(Choose all responses that apply)</i>	FEMALE STERILIZATION..... MALE STERILIZATION..... IUD..... INJECTABLES..... IMPLANTS..... PILL..... MALE CONDOM..... FEMALE CONDOM..... DIAPHRAGM..... FOAM/JELLY..... LAM..... RHYTHM METHOD..... WITHDRAWAL..... NO METHOD..... DON'T KNOW..... DECLINED.....	A B C D E F G H I J K L M X Y Z	
Q432	In the past 12 months when you had sex with this third person, how often did you use a condom (male condom)? Would you say always, sometimes, or never?	ALWAYS..... SOMETIMES..... NEVER..... DON'T KNOW..... DECLINED.....	1 2 3 98 99	
Q433	In the last 12 months, how often did you see this third person drunk? Every day, 1-2 times per week, 1-3 times per month, never?	EVERY DAY..... 1-2 TIMES PER WEEK..... 1-3 TIMES PER MONTH..... NEVER..... DONT KNOW..... DECLINED.....	1 2 3 4 98 99	

<p>IF Q407=2/98/99 (NEVER HAD SEX) SKIP TO Q600</p>				
Q500	SEXUAL VIOLENCE/EXPLOITATION: MONEY, GOODS OR FAVORS EXCHANGED FOR SEX Have you ever had sex with someone because this person provided you with material support or help in any other way?	YES..... NO..... DON'T KNOW..... DECLINED.....	1 2 98 99	Q600
Q501	Including all your experiences having sex with someone because they provided you with something, what material goods did they provide you with? <i>(Choose all responses that apply)</i>	MONEY..... FOOD..... GOOD GRADES..... SCHOOL FEES..... EMPLOYMENT..... GIFTS/FAVORS..... TRANSPORT..... SHELTER/RENT..... DRUGS..... PROTECTION..... DON'T KNOW..... DECLINED.....	A B C D E F G H I J Y Z	Q503
Q502	When they gave you money, who did you give it to? <i>(Choose all responses that apply)</i>	KEPT IT FOR SELF..... FAMILY..... BOYFRIEND/ROMANTIC PARTNER..... PIMP..... DON'T KNOW..... DECLINED.....	A B C D Y Z	
Q503	Who were the people whom you had sex with because they provided you with material support? <i>(Choose all responses that apply)</i>	<p>MALE</p> <p>MALE FRIEND/NEIGHBOR..... A MALE TEACHER..... B MALE COMMUNITY LEADER..... C MALE RELIGIOUS LEADER..... D MALE EMPLOYER..... E BOYFRIEND/EX-BOYFRIEND/ROMANTIC PARTER/EX-ROMANTIC PARTNER..... F MALE CLASSMATE/SCHOOLMATE..... G MALE POLICE/SOLDIER/SECURITY PERSON..... H MALE RELATIVE..... I MALE TOURIST OR NON-NATIONAL..... J MALE STRANGER..... K MALE CRIMINAL GANG MEMBER..... L MALE I MET ON THE INTERNET..... M</p> <p>FEMALE</p> <p>FEMALE FRIEND/NEIGHBOR..... N FEMALE TEACHER..... O FEMALE COMMUNITY LEADER..... P FEMALE RELIGIOUS LEADER..... Q FEMALE EMPLOYER..... R GIRLFRIEND/EX-GIRLFRIEND/ROMANTIC PARTER/EX-ROMANTIC PARTNER..... S FEMALE CLASSMATE/SCHOOLMATE..... T FEMALE POLICE/ SOLDIER/SECURITY PERSON.. U FEMALE RELATIVE..... V FEMALE TOURIST OR NON-NATIONAL..... W FEMALE STRANGER..... X FEMALE CRIMINAL GANG MEMBER..... 1 FEMALE I MET ON THE INTERNET..... 2</p> <p>DON'T KNOW..... Y DECLINED..... Z</p>		
Q504	How old were you the first time someone gave you material support for sex?	YEARS OLD: <input type="text"/> <input type="text"/> DON'T KNOW..... DECLINED.....	98 99	
Q505	How old was this person? Please give your best guess.	YEARS OLD: <input type="text"/> <input type="text"/> DON'T KNOW..... DECLINED.....	98 99	
Q507	In the last 12 months, how many times did you have sex with someone because they gave you material support?	NUMBER OF TIMES: <input type="text"/> <input type="text"/> TOO MANY TO RECALL..... DON'T KNOW..... DECLINED.....	66 98 99	
Q508	Have you ever participated in sending or sent photographs or videos with sexual content through internet or social networks?	YES..... NO..... DON'T KNOW..... DECLINED.....	1 2 98 99	

Q509	Have you ever been sent photographs or videos with sexual content through internet or social networks?	YES NO DON'T KNOW DECLINED.....	1 2 98 99																																																																																									
Q510	Have you ever been intimidated, extorted, or blackmailed for having shared photographs or videos with sexual content through internet or social networks?	YES NO DON'T KNOW DECLINED.....	1 2 98 99																																																																																									
Q511	Have you ever been forced to share photographs, videos or audio with sexual content through internet or social networks?	YES NO DON'T KNOW DECLINED.....	1 2 98 99																																																																																									
SEXUAL VIOLENCE: SEXUAL ABUSE																																																																																												
Girls and women may experience unwanted sexual contact by people they know well, such as a boyfriend/romantic partner, family member or friend, or by strangers. Your answers are confidential and you can skip any questions that you don't feel comfortable answering.																																																																																												
Q600	Has anyone ever touched you in a sexual way without your permission, but did not try and force you to have sex? Touching in a sexual way without permission includes fondling, pinching, grabbing, or touching you on or around your sexual body parts.	YES NO DON'T KNOW DECLINED.....	1 2 98 99	→ Q700																																																																																								
Q601	SV1: TOUCHING WITHOUT PERMISSION- LIFETIME How many times in your life has this happened?	ONCE WRITE NUMBER IF 2 TIMES OR MORE: <input type="text"/> TOO MANY TO RECALL..... DON'T KNOW DECLINED.....	1 66 98 99	→ Q612 → Q612																																																																																								
Q602	SVIA: TOUCHING – MOST RECENT Now think about the last time this happened. Did this happen to you within the past 12 months?	YES NO DON'T KNOW DECLINED.....	1 2 98 99																																																																																									
Q603	How old were you the last time this happened?	YEARS OLD: <input type="text"/> DON'T KNOW DECLINED.....	98 99																																																																																									
Q605	This last time, how many people touched you in a sexual way without your permission?	NUMBER OF PEOPLE: <input type="text"/> DON'T KNOW DECLINED.....	98 99																																																																																									
Of these people who touched you in a sexual way without your permission this last time, think of the person you know the best for the following questions:																																																																																												
Q607	What was this person's relationship to you?	<table border="0"> <tr> <td colspan="2">MALE</td> <td colspan="2">FEMALE</td> </tr> <tr> <td>BOYFRIEND/ROMANTIC PARTNER.....</td> <td>1</td> <td>GIRLFRIEND/ROMANTIC PARTNER</td> <td>19</td> </tr> <tr> <td>HUSBAND.....</td> <td>2</td> <td>WIFE.....</td> <td>20</td> </tr> <tr> <td>EX-BOYFRIEND/ROMANTIC PARTNER?HUSBAND</td> <td>3</td> <td>EX-GIRLFRIEND/ROMANTIC PARTNER/WIFE.....</td> <td>21</td> </tr> <tr> <td>.....</td> <td>3</td> <td>MOTHER.....</td> <td>22</td> </tr> <tr> <td>FATHER.....</td> <td>4</td> <td>STEP MOTHER.....</td> <td>23</td> </tr> <tr> <td>STEP FATHER</td> <td>5</td> <td>SISTER.....</td> <td>24</td> </tr> <tr> <td>BROTHER.....</td> <td>6</td> <td>FEMALE RELATIVE</td> <td>25</td> </tr> <tr> <td>MALE RELATIVE</td> <td>7</td> <td>FEMALE CLASSMATE/SCHOOLMATE.....</td> <td>26</td> </tr> <tr> <td>MALE CLASSMATE/SCHOOLMATE.....</td> <td>8</td> <td>FEMALE TEACHER.....</td> <td>27</td> </tr> <tr> <td>MALE TEACHER.....</td> <td>9</td> <td>FEMALE POLICE/ SECURITY PERSON.....</td> <td>28</td> </tr> <tr> <td>MALE POLICE/ SECURITY PERSON.....</td> <td>10</td> <td>FEMALE EMPLOYER.....</td> <td>29</td> </tr> <tr> <td>MALE EMPLOYER</td> <td>11</td> <td>FEMALE NEIGHBOR.....</td> <td>30</td> </tr> <tr> <td>MALE NEIGHBOR</td> <td>12</td> <td>FEMALE COMMUNITY LEADER.....</td> <td>31</td> </tr> <tr> <td>MALE COMMUNITY LEADER.....</td> <td>13</td> <td>FEMALE RELIGIOUS LEADER.....</td> <td>32</td> </tr> <tr> <td>MALE RELIGIOUS LEADER</td> <td>14</td> <td>FEMALE FRIEND.....</td> <td>33</td> </tr> <tr> <td>MALE FRIEND.....</td> <td>15</td> <td>FEMALE STRANGER.....</td> <td>34</td> </tr> <tr> <td>MALE STRANGER.....</td> <td>16</td> <td>FEMALE MEMBER OF ARMED FORCES.....</td> <td>35</td> </tr> <tr> <td>MALE MEMBER OR ARMED FORCES</td> <td>17</td> <td>FEMALE MEMBER OF AN ILLEGAL ARMED GROUP</td> <td>36</td> </tr> <tr> <td>MALE MEMBER OF AN ILLEGAL ARMED GROUP</td> <td>18</td> <td></td> <td></td> </tr> <tr> <td></td> <td></td> <td>DON'T KNOW.....</td> <td>98</td> </tr> <tr> <td></td> <td></td> <td>DECLINED.....</td> <td>99</td> </tr> </table>	MALE		FEMALE		BOYFRIEND/ROMANTIC PARTNER.....	1	GIRLFRIEND/ROMANTIC PARTNER	19	HUSBAND.....	2	WIFE.....	20	EX-BOYFRIEND/ROMANTIC PARTNER?HUSBAND	3	EX-GIRLFRIEND/ROMANTIC PARTNER/WIFE.....	21	3	MOTHER.....	22	FATHER.....	4	STEP MOTHER.....	23	STEP FATHER	5	SISTER.....	24	BROTHER.....	6	FEMALE RELATIVE	25	MALE RELATIVE	7	FEMALE CLASSMATE/SCHOOLMATE.....	26	MALE CLASSMATE/SCHOOLMATE.....	8	FEMALE TEACHER.....	27	MALE TEACHER.....	9	FEMALE POLICE/ SECURITY PERSON.....	28	MALE POLICE/ SECURITY PERSON.....	10	FEMALE EMPLOYER.....	29	MALE EMPLOYER	11	FEMALE NEIGHBOR.....	30	MALE NEIGHBOR	12	FEMALE COMMUNITY LEADER.....	31	MALE COMMUNITY LEADER.....	13	FEMALE RELIGIOUS LEADER.....	32	MALE RELIGIOUS LEADER	14	FEMALE FRIEND.....	33	MALE FRIEND.....	15	FEMALE STRANGER.....	34	MALE STRANGER.....	16	FEMALE MEMBER OF ARMED FORCES.....	35	MALE MEMBER OR ARMED FORCES	17	FEMALE MEMBER OF AN ILLEGAL ARMED GROUP	36	MALE MEMBER OF AN ILLEGAL ARMED GROUP	18					DON'T KNOW.....	98			DECLINED.....	99		
MALE		FEMALE																																																																																										
BOYFRIEND/ROMANTIC PARTNER.....	1	GIRLFRIEND/ROMANTIC PARTNER	19																																																																																									
HUSBAND.....	2	WIFE.....	20																																																																																									
EX-BOYFRIEND/ROMANTIC PARTNER?HUSBAND	3	EX-GIRLFRIEND/ROMANTIC PARTNER/WIFE.....	21																																																																																									
.....	3	MOTHER.....	22																																																																																									
FATHER.....	4	STEP MOTHER.....	23																																																																																									
STEP FATHER	5	SISTER.....	24																																																																																									
BROTHER.....	6	FEMALE RELATIVE	25																																																																																									
MALE RELATIVE	7	FEMALE CLASSMATE/SCHOOLMATE.....	26																																																																																									
MALE CLASSMATE/SCHOOLMATE.....	8	FEMALE TEACHER.....	27																																																																																									
MALE TEACHER.....	9	FEMALE POLICE/ SECURITY PERSON.....	28																																																																																									
MALE POLICE/ SECURITY PERSON.....	10	FEMALE EMPLOYER.....	29																																																																																									
MALE EMPLOYER	11	FEMALE NEIGHBOR.....	30																																																																																									
MALE NEIGHBOR	12	FEMALE COMMUNITY LEADER.....	31																																																																																									
MALE COMMUNITY LEADER.....	13	FEMALE RELIGIOUS LEADER.....	32																																																																																									
MALE RELIGIOUS LEADER	14	FEMALE FRIEND.....	33																																																																																									
MALE FRIEND.....	15	FEMALE STRANGER.....	34																																																																																									
MALE STRANGER.....	16	FEMALE MEMBER OF ARMED FORCES.....	35																																																																																									
MALE MEMBER OR ARMED FORCES	17	FEMALE MEMBER OF AN ILLEGAL ARMED GROUP	36																																																																																									
MALE MEMBER OF AN ILLEGAL ARMED GROUP	18																																																																																											
		DON'T KNOW.....	98																																																																																									
		DECLINED.....	99																																																																																									

Q608	How old was this person?	YEARS OLD: <input type="text"/> DON'T KNOW DECLINED.....	98 99																																																																																									
Q610	Where were you when this happened to you?	MY HOME PERPETRATOR'S HOME SOMEONE ELSE'S HOME ON A ROAD/STREET..... MARKET/SHOP SCHOOL..... INSIDE A CAR/BUS..... LAKE, RIVER, OTHER BODY OF WATER..... FIELD OR OTHER NATURAL AREA ALCOHOL OUTLET (E.G., RESTAURANT, BAR, DISCO, CLUB, ETC.)..... CHURCH..... OFFICE..... WELCOMING CENTER/ DETENTION CENTER..... SPORTS OR RECREATIONAL AREA..... OTHER..... DON'T KNOW..... DECLINED.....	1 2 3 4 5 6 7 8 9 10 11 12 13 14 88 98 99																																																																																									
Q611	About what time of day did this happen?	MORNING (SUNRISE TO NOON)..... AFTERNOON (NOON TO SUNSET)..... EVENING (SUNSET TO MIDNIGHT)..... LATE AT NIGHT (MIDNIGHT TO SUNRISE) DON'T KNOW DECLINED.....	1 2 3 4 98 99																																																																																									
SKIP TO Q613																																																																																												
Q612	SV1B: TOUCHING – FIRST TIME Think of the first time this happened. Did this happen to you within the past 12 months?	YES NO DON'T KNOW DECLINED.....	1 2 98 99																																																																																									
Q613	How old were you the first time anyone touched you in a sexual way without your permission but did not try to force you to have sex?	YEARS OLD: <input type="text"/> DON'T KNOW DECLINED.....	98 99	→ Q700A OR NEXT SECT.																																																																																								
Q615	This first time, how many people touched you in a sexual way without your permission?	NUMBER OF PEOPLE: <input type="text"/> DON'T KNOW DECLINED.....	98 99																																																																																									
Of these people who touched you in a sexual way without your permission this first time, think of the person you know the best for the following questions:																																																																																												
Q617	What was this person's relationship to you?	<table border="0"> <tr> <td colspan="2">MALE</td> <td colspan="2">FEMALE</td> </tr> <tr> <td>BOYFRIEND/ROMANTIC PARTNER.....</td> <td>1</td> <td>GIRLFRIEND/ROMANTIC PARTNER</td> <td>19</td> </tr> <tr> <td>HUSBAND.....</td> <td>2</td> <td>WIFE.....</td> <td>20</td> </tr> <tr> <td>EX-BOYFRIEND/ROMANTIC PARTNER?HUSBAND</td> <td>3</td> <td>EX-GIRLFRIEND/ROMANTIC PARTNER/WIFE.....</td> <td>21</td> </tr> <tr> <td>.....</td> <td>3</td> <td>MOTHER.....</td> <td>22</td> </tr> <tr> <td>FATHER.....</td> <td>4</td> <td>STEP MOTHER.....</td> <td>23</td> </tr> <tr> <td>STEP FATHER</td> <td>5</td> <td>SISTER.....</td> <td>24</td> </tr> <tr> <td>BROTHER.....</td> <td>6</td> <td>FEMALE RELATIVE</td> <td>25</td> </tr> <tr> <td>MALE RELATIVE</td> <td>7</td> <td>FEMALE CLASSMATE/SCHOOLMATE.....</td> <td>26</td> </tr> <tr> <td>MALE CLASSMATE/SCHOOLMATE.....</td> <td>8</td> <td>FEMALE TEACHER.....</td> <td>27</td> </tr> <tr> <td>MALE TEACHER.....</td> <td>9</td> <td>FEMALE POLICE/ SECURITY PERSON.....</td> <td>28</td> </tr> <tr> <td>MALE POLICE/ SECURITY PERSON.....</td> <td>10</td> <td>FEMALE EMPLOYER.....</td> <td>29</td> </tr> <tr> <td>MALE EMPLOYER</td> <td>11</td> <td>FEMALE NEIGHBOR.....</td> <td>30</td> </tr> <tr> <td>MALE NEIGHBOR</td> <td>12</td> <td>FEMALE COMMUNITY LEADER.....</td> <td>31</td> </tr> <tr> <td>MALE COMMUNITY LEADER.....</td> <td>13</td> <td>FEMALE RELIGIOUS LEADER.....</td> <td>32</td> </tr> <tr> <td>MALE RELIGIOUS LEADER</td> <td>14</td> <td>FEMALE FRIEND.....</td> <td>33</td> </tr> <tr> <td>MALE FRIEND.....</td> <td>15</td> <td>FEMALE STRANGER.....</td> <td>34</td> </tr> <tr> <td>MALE STRANGER.....</td> <td>16</td> <td>FEMALE MEMBER OF ARMED FORCES.....</td> <td>35</td> </tr> <tr> <td>MALE MEMBER OR ARMED FORCES</td> <td>17</td> <td>FEMALE MEMBER OF AN ILLEGAL ARMED GROUP</td> <td>36</td> </tr> <tr> <td>MALE MEMBER OF AN ILLEGAL ARMED GROUP</td> <td>18</td> <td></td> <td></td> </tr> <tr> <td></td> <td></td> <td>DON'T KNOW.....</td> <td>98</td> </tr> <tr> <td></td> <td></td> <td>DECLINED.....</td> <td>99</td> </tr> </table>	MALE		FEMALE		BOYFRIEND/ROMANTIC PARTNER.....	1	GIRLFRIEND/ROMANTIC PARTNER	19	HUSBAND.....	2	WIFE.....	20	EX-BOYFRIEND/ROMANTIC PARTNER?HUSBAND	3	EX-GIRLFRIEND/ROMANTIC PARTNER/WIFE.....	21	3	MOTHER.....	22	FATHER.....	4	STEP MOTHER.....	23	STEP FATHER	5	SISTER.....	24	BROTHER.....	6	FEMALE RELATIVE	25	MALE RELATIVE	7	FEMALE CLASSMATE/SCHOOLMATE.....	26	MALE CLASSMATE/SCHOOLMATE.....	8	FEMALE TEACHER.....	27	MALE TEACHER.....	9	FEMALE POLICE/ SECURITY PERSON.....	28	MALE POLICE/ SECURITY PERSON.....	10	FEMALE EMPLOYER.....	29	MALE EMPLOYER	11	FEMALE NEIGHBOR.....	30	MALE NEIGHBOR	12	FEMALE COMMUNITY LEADER.....	31	MALE COMMUNITY LEADER.....	13	FEMALE RELIGIOUS LEADER.....	32	MALE RELIGIOUS LEADER	14	FEMALE FRIEND.....	33	MALE FRIEND.....	15	FEMALE STRANGER.....	34	MALE STRANGER.....	16	FEMALE MEMBER OF ARMED FORCES.....	35	MALE MEMBER OR ARMED FORCES	17	FEMALE MEMBER OF AN ILLEGAL ARMED GROUP	36	MALE MEMBER OF AN ILLEGAL ARMED GROUP	18					DON'T KNOW.....	98			DECLINED.....	99		
MALE		FEMALE																																																																																										
BOYFRIEND/ROMANTIC PARTNER.....	1	GIRLFRIEND/ROMANTIC PARTNER	19																																																																																									
HUSBAND.....	2	WIFE.....	20																																																																																									
EX-BOYFRIEND/ROMANTIC PARTNER?HUSBAND	3	EX-GIRLFRIEND/ROMANTIC PARTNER/WIFE.....	21																																																																																									
.....	3	MOTHER.....	22																																																																																									
FATHER.....	4	STEP MOTHER.....	23																																																																																									
STEP FATHER	5	SISTER.....	24																																																																																									
BROTHER.....	6	FEMALE RELATIVE	25																																																																																									
MALE RELATIVE	7	FEMALE CLASSMATE/SCHOOLMATE.....	26																																																																																									
MALE CLASSMATE/SCHOOLMATE.....	8	FEMALE TEACHER.....	27																																																																																									
MALE TEACHER.....	9	FEMALE POLICE/ SECURITY PERSON.....	28																																																																																									
MALE POLICE/ SECURITY PERSON.....	10	FEMALE EMPLOYER.....	29																																																																																									
MALE EMPLOYER	11	FEMALE NEIGHBOR.....	30																																																																																									
MALE NEIGHBOR	12	FEMALE COMMUNITY LEADER.....	31																																																																																									
MALE COMMUNITY LEADER.....	13	FEMALE RELIGIOUS LEADER.....	32																																																																																									
MALE RELIGIOUS LEADER	14	FEMALE FRIEND.....	33																																																																																									
MALE FRIEND.....	15	FEMALE STRANGER.....	34																																																																																									
MALE STRANGER.....	16	FEMALE MEMBER OF ARMED FORCES.....	35																																																																																									
MALE MEMBER OR ARMED FORCES	17	FEMALE MEMBER OF AN ILLEGAL ARMED GROUP	36																																																																																									
MALE MEMBER OF AN ILLEGAL ARMED GROUP	18																																																																																											
		DON'T KNOW.....	98																																																																																									
		DECLINED.....	99																																																																																									

Q618	How old was this person? Please give your best guess.	YEARS OLD: <input type="text"/> <input type="text"/>		
		DON'T KNOW	98	
		DECLINED	99	
Q620	Where were you when this happened to you?	MY HOME.....	1	
		PERPETRATOR'S HOME.....	2	
		SOMEONE ELSE'S HOME.....	3	
		ON A ROAD/STREET	4	
		MARKET/SHOP.....	5	
		SCHOOL.....	6	
		INSIDE A CAR/BUS.....	7	
		LAKE, RIVER, OTHER BODY OF WATER	8	
		FIELD OR OTHER NATURAL AREA.....	9	
		ALCOHOL OUTLET (E.G., RESTAURANT, BAR, DISCO, CLUB, ETC.).....	10	
		CHURCH.....	11	
		OFFICE.....	12	
		WELCOMING CENTER/ DETENTION CENTER	13	
		SPORTS OR RECREATIONAL AREA	14	
		OTHER.....	88	
		DON'T KNOW	98	
		DECLINED.....	99	
Q621	About what time of day did this happen?	MORNING (SUNRISE TO NOON).....	1	
		AFTERNOON (NOON TO SUNSET).....	2	
		EVENING (SUNSET TO MIDNIGHT).....	3	
		LATE AT NIGHT (MIDNIGHT TO SUNRISE)	4	
		DON'T KNOW	98	
		DECLINED.....	99	
These next questions ask you about sex, by sex I mean vaginal, oral or anal sex or the insertion of an object into your vagina or anus by someone else.				
Q700	A) Has a boyfriend/romantic partner, ex-boyfriend/romantic partner, husband, or ex-husband ever tried to make you have sex against your will but did not succeed? They might have tried to physically force you to have sex or they might have tried to pressure you have sex through harassment, threats and tricks.	YES NO DK DTA		
		1 2 98 99		
	B) Has anyone else ever tried to make you have sex against your will but did not succeed?	1 2 98 99		
Q800	A) Has a boyfriend/romantic partner, ex-boyfriend/romantic partner, husband, or ex-husband ever physically forced you to have sex and did succeed?	YES NO DK DTA		
		1 2 98 99		
	B) Has anyone else ever physically forced you to have sex and did succeed?	1 2 98 99		
IF Q410=6 AND Q800A=2 AND Q800B =2 THEN: "EARLIER YOU TOLD ME THAT YOUR FIRST SEXUAL ENCOUNTER WAS PHYSICALLY FORCED, BUT WHEN I JUST ASKED YOU IF YOU EVER EXPERIENCED PHYSICALLY FORCED SEX YOU SAID NO. I NEED TO REVIEW THESE QUESTIONS WITH YOU TO MAKE SURE I UNDERSTAND YOUR ANSWERS CORRECTLY."				
Q900	A) Has a boyfriend/romantic partner, ex-boyfriend/romantic partner, husband, or ex-husband ever pressured you to have sex and did succeed? They might have verbally pressured you to have sex, or they might have pressured you to have sex through harassment, threats and tricks.	YES NO DK DTA		
		1 2 98 99		
	B) Has anyone else ever pressured you to have sex and did succeed?	1 2 98 99		
IF Q410=1/2/3/4/5 AND Q900A=2 AND Q900B=2 THEN: "EARLIER YOU TOLD ME THAT YOUR FIRST SEXUAL ENCOUNTER YOU WERE VERBALLY PERSUADED, PRESSURED, TRICKED, THREATENED, TOO DRUNK TO SAY NO, BUT WHEN I JUST ASKED YOU IF YOU EVER EXPERIENCED PRESSURED SEX YOU SAID NO. I NEED TO REVIEW THESE QUESTIONS WITH YOU TO MAKE SURE I UNDERSTAND YOUR ANSWERS CORRECTLY."				
IF Q700A=1 OR Q700B=1 MOVE TO Q701				
IF Q700A=2/98/99 AND Q700B=2/98/99 AND Q800A=1 OR Q800B=1 MOVE TO Q801				
IF Q700A=2/98/99 AND Q700B=2/98/99 AND Q800A=2/98/99 AND Q800B=2/98/99 AND Q900A=1 OR Q900B=1 MOVE TO Q901				
IF Q600=1 OR Q700A=1 OR Q700B=1 OR Q800A=1 OR Q800B=1 OR Q900A=1 OR Q900B=1 MOVE TO Q1001 (SV SERVICES)				
IF Q700A=2/98/99 AND Q700B=2/98/99 AND Q800A=2/98/99 AND Q800B=2/98/99 AND Q900A=2/98/99 AND Q900B=2/98/99 MOVE TO Q1100 SV PERPETRACION				

Q701	SV2: ATTEMPTED SEX- LIFETIME How many times in your life has anyone tried to make you have sex against your will but did not succeed? They might have tried to physically force you to have sex or they might have tried to pressure you have sex through harassment, threats and tricks.	ONCE.....	1	→ Q712
		WRITE NUMBER IF 2 TIMES OR MORE: <input type="text"/> <input type="text"/>		
		TOO MANY TO RECALL	66	
		DON'T KNOW	98	→ Q712
		DECLINED.....	99	
Q702	SV2A: ATTEMPTED SEX – MOST RECENT Now think about the last time this happened. Did this happen to you within the past 12 months?	YES	1	
		NO	2	
		DON'T KNOW	98	
		DECLINED.....	99	
Q703	How old were you the last time this happened?	YEARS OLD: <input type="text"/> <input type="text"/>		
		DON'T KNOW	98	
		DECLINED.....	99	
Q705	This last time, how many people tried to make you have sex against your will?	NUMBER OF PEOPLE: <input type="text"/> <input type="text"/>		
		DON'T KNOW	98	
		DECLINED.....	99	
Of these people who attempted to have sex with you against your will this last time, think of the person you know the best for the following questions:				
Q707	What was this person's relationship to you?	MALE BOYFRIEND/ROMANTIC PARTNER..... 1 HUSBAND..... 2 EX-BOYFRIEND/ROMANTIC PARTNER/HUSBAND..... 3 FATHER..... 4 STEP FATHER..... 5 BROTHER..... 6 MALE RELATIVE..... 7 MALE CLASSMATE/SCHOOLMATE..... 8 MALE TEACHER..... 9 MALE POLICE/ SECURITY PERSON..... 10 MALE EMPLOYER..... 11 MALE NEIGHBOR..... 12 MALE COMMUNITY LEADER..... 13 MALE RELIGIOUS LEADER..... 14 MALE FRIEND..... 15 MALE STRANGER..... 16 MALE MEMBER OR ARMED FORCES..... 17 MALE MEMBER OF AN ILLEGAL ARMED GROUP..... 18	FEMALE GIRLFRIEND/ROMANTIC PARTNER..... 19 WIFE..... 20 EX-GIRLFRIEND/ROMANTIC PARTNER/WIFE..... 21 MOTHER..... 22 STEP MOTHER..... 23 SISTER..... 24 FEMALE RELATIVE..... 25 FEMALE CLASSMATE/SCHOOLMATE..... 26 FEMALE TEACHER..... 27 FEMALE POLICE/ SECURITY PERSON..... 28 FEMALE EMPLOYER..... 29 FEMALE NEIGHBOR..... 30 FEMALE COMMUNITY LEADER..... 31 FEMALE RELIGIOUS LEADER..... 32 FEMALE FRIEND..... 33 FEMALE STRANGER..... 34 FEMALE MEMBER OF ARMED FORCES..... 35 FEMALE MEMBER OF AN ILLEGAL ARMED GROUP..... 36	
		DON'T KNOW	98	
		DECLINED.....	99	
Q708	How old was this person? Please give your best guess.	YEARS OLD: <input type="text"/> <input type="text"/>		
		DON'T KNOW	98	
		DECLINED.....	99	
Q710	Where were you when this happened to you?	MY HOME.....	1	
		PERPETRATOR'S HOME.....	2	
		SOMEONE ELSE'S HOME.....	3	
		ON A ROAD/STREET	4	
		MARKET/SHOP.....	5	
		SCHOOL.....	6	
		INSIDE A CAR/BUS.....	7	
		LAKE, RIVER, OTHER BODY OF WATER	8	
		FIELD OR OTHER NATURAL AREA.....	9	
		ALCOHOL OUTLET (E.G., RESTAURANT, BAR, DISCO, CLUB, ETC.).....	10	
		CHURCH.....	11	
		OFFICE.....	12	
		WELCOMING CENTER/ DETENTION CENTER	13	

		SPORTS OR RECREATIONAL AREA	14																																																																																					
		OTHER	88																																																																																					
		DON'T KNOW	98																																																																																					
		DECLINED	99																																																																																					
Q711	About what time of day did this happen?	MORNING (SUNRISE TO NOON)	1																																																																																					
		AFTERNOON (NOON TO SUNSET).....	2																																																																																					
		EVENING (SUNSET TO MIDNIGHT).....	3																																																																																					
		LATE AT NIGHT (MIDNIGHT TO SUNRISE).	4																																																																																					
		DON'T KNOW	98																																																																																					
		DECLINED	99																																																																																					
SKIP TO Q713																																																																																								
Q712	SV2B: ATTEMPTED SEX - FIRST TIME Think of the first time this happened. Did this happen to you within the past 12 months?	YES	1																																																																																					
		NO	2																																																																																					
		DON'T KNOW	98																																																																																					
		DECLINED	99																																																																																					
Q713	How old were you the first time anyone tried to make you have sex against your will but did not succeed?	YEARS OLD: <input type="text"/> <input type="text"/>																																																																																						
		DON'T KNOW	98																																																																																					
		DECLINED	99																																																																																					
Q715	This first time, how many people tried to make you have sex against your will?	NUMBER OF PEOPLE: <input type="text"/> <input type="text"/>																																																																																						
		DON'T KNOW	98	Q801 OR NEXT SECT.																																																																																				
		DECLINED	99																																																																																					
Of these people who attempted to have sex with you against your will this first time, think of the person you know the best for the following questions:																																																																																								
Q717	What was this person's relationship to you?	<table border="0"> <tr> <td colspan="2" style="text-align: center;">MALE</td> <td colspan="2" style="text-align: center;">FEMALE</td> </tr> <tr> <td>BOYFRIEND/ROMANTIC PARTNER</td> <td>1</td> <td>GIRLFRIEND/ROMANTIC PARTNER</td> <td>19</td> </tr> <tr> <td>HUSBAND</td> <td>2</td> <td>WIFE</td> <td>20</td> </tr> <tr> <td>EX-BOYFRIEND/ROMANTIC PARTNER/HUSBAND</td> <td>3</td> <td>EX-GIRLFRIEND/ROMANTIC PARTNER/WIFE</td> <td>21</td> </tr> <tr> <td>FATHER</td> <td>4</td> <td>MOTHER</td> <td>22</td> </tr> <tr> <td>STEP FATHER</td> <td>5</td> <td>STEP MOTHER</td> <td>23</td> </tr> <tr> <td>BROTHER</td> <td>6</td> <td>SISTER</td> <td>24</td> </tr> <tr> <td>MALE RELATIVE</td> <td>7</td> <td>FEMALE RELATIVE</td> <td>25</td> </tr> <tr> <td>MALE CLASSMATE/SCHOOLMATE</td> <td>8</td> <td>FEMALE CLASSMATE/SCHOOLMATE</td> <td>26</td> </tr> <tr> <td>MALE TEACHER</td> <td>9</td> <td>FEMALE TEACHER</td> <td>27</td> </tr> <tr> <td>MALE POLICE/ SECURITY PERSON</td> <td>10</td> <td>FEMALE POLICE/ SECURITY PERSON</td> <td>28</td> </tr> <tr> <td>MALE EMPLOYER</td> <td>11</td> <td>FEMALE EMPLOYER</td> <td>29</td> </tr> <tr> <td>MALE NEIGHBOR</td> <td>12</td> <td>FEMALE NEIGHBOR</td> <td>30</td> </tr> <tr> <td>MALE COMMUNITY LEADER</td> <td>13</td> <td>FEMALE COMMUNITY LEADER</td> <td>31</td> </tr> <tr> <td>MALE RELIGIOUS LEADER</td> <td>14</td> <td>FEMALE RELIGIOUS LEADER</td> <td>32</td> </tr> <tr> <td>MALE FRIEND</td> <td>15</td> <td>FEMALE FRIEND</td> <td>33</td> </tr> <tr> <td>MALE STRANGER</td> <td>16</td> <td>FEMALE STRANGER</td> <td>34</td> </tr> <tr> <td>MALE MEMBER OR ARMED FORCES</td> <td>17</td> <td>FEMALE MEMBER OF ARMED FORCES</td> <td>35</td> </tr> <tr> <td>MALE MEMBER OF AN ILLEGAL ARMED GROUP</td> <td>18</td> <td>FEMALE MEMBER OF AN ILLEGAL ARMED GROUP</td> <td>36</td> </tr> <tr> <td></td> <td></td> <td>DON'T KNOW</td> <td>98</td> </tr> <tr> <td></td> <td></td> <td>DECLINED</td> <td>99</td> </tr> </table>			MALE		FEMALE		BOYFRIEND/ROMANTIC PARTNER	1	GIRLFRIEND/ROMANTIC PARTNER	19	HUSBAND	2	WIFE	20	EX-BOYFRIEND/ROMANTIC PARTNER/HUSBAND	3	EX-GIRLFRIEND/ROMANTIC PARTNER/WIFE	21	FATHER	4	MOTHER	22	STEP FATHER	5	STEP MOTHER	23	BROTHER	6	SISTER	24	MALE RELATIVE	7	FEMALE RELATIVE	25	MALE CLASSMATE/SCHOOLMATE	8	FEMALE CLASSMATE/SCHOOLMATE	26	MALE TEACHER	9	FEMALE TEACHER	27	MALE POLICE/ SECURITY PERSON	10	FEMALE POLICE/ SECURITY PERSON	28	MALE EMPLOYER	11	FEMALE EMPLOYER	29	MALE NEIGHBOR	12	FEMALE NEIGHBOR	30	MALE COMMUNITY LEADER	13	FEMALE COMMUNITY LEADER	31	MALE RELIGIOUS LEADER	14	FEMALE RELIGIOUS LEADER	32	MALE FRIEND	15	FEMALE FRIEND	33	MALE STRANGER	16	FEMALE STRANGER	34	MALE MEMBER OR ARMED FORCES	17	FEMALE MEMBER OF ARMED FORCES	35	MALE MEMBER OF AN ILLEGAL ARMED GROUP	18	FEMALE MEMBER OF AN ILLEGAL ARMED GROUP	36			DON'T KNOW	98			DECLINED	99
MALE		FEMALE																																																																																						
BOYFRIEND/ROMANTIC PARTNER	1	GIRLFRIEND/ROMANTIC PARTNER	19																																																																																					
HUSBAND	2	WIFE	20																																																																																					
EX-BOYFRIEND/ROMANTIC PARTNER/HUSBAND	3	EX-GIRLFRIEND/ROMANTIC PARTNER/WIFE	21																																																																																					
FATHER	4	MOTHER	22																																																																																					
STEP FATHER	5	STEP MOTHER	23																																																																																					
BROTHER	6	SISTER	24																																																																																					
MALE RELATIVE	7	FEMALE RELATIVE	25																																																																																					
MALE CLASSMATE/SCHOOLMATE	8	FEMALE CLASSMATE/SCHOOLMATE	26																																																																																					
MALE TEACHER	9	FEMALE TEACHER	27																																																																																					
MALE POLICE/ SECURITY PERSON	10	FEMALE POLICE/ SECURITY PERSON	28																																																																																					
MALE EMPLOYER	11	FEMALE EMPLOYER	29																																																																																					
MALE NEIGHBOR	12	FEMALE NEIGHBOR	30																																																																																					
MALE COMMUNITY LEADER	13	FEMALE COMMUNITY LEADER	31																																																																																					
MALE RELIGIOUS LEADER	14	FEMALE RELIGIOUS LEADER	32																																																																																					
MALE FRIEND	15	FEMALE FRIEND	33																																																																																					
MALE STRANGER	16	FEMALE STRANGER	34																																																																																					
MALE MEMBER OR ARMED FORCES	17	FEMALE MEMBER OF ARMED FORCES	35																																																																																					
MALE MEMBER OF AN ILLEGAL ARMED GROUP	18	FEMALE MEMBER OF AN ILLEGAL ARMED GROUP	36																																																																																					
		DON'T KNOW	98																																																																																					
		DECLINED	99																																																																																					
Q718	How old was this person? Please give your best guess.	YEARS OLD: <input type="text"/> <input type="text"/>																																																																																						
		DON'T KNOW	98																																																																																					
		DECLINED	99																																																																																					

Q720	Where were you when this happened to you?	MY HOME	1	
		PERPETRATOR'S HOME	2	
		SOMEONE ELSE'S HOME	3	
		ON A ROAD/STREET	4	
		MARKET/SHOP	5	
		SCHOOL	6	
		INSIDE A CAR/BUS	7	
		LAKE, RIVER, OTHER BODY OF WATER	8	
		FIELD OR OTHER NATURAL AREA	9	
		ALCOHOL OUTLET (E.G., RESTAURANT, BAR, DISCO, CLUB, ETC.)	10	
		CHURCH	11	
		OFFICE	12	
		WELCOMING CENTER/ DETENTION CENTER	13	
		SPORTS OR RECREATIONAL AREA	14	
		OTHER	88	
		DON'T KNOW	98	
		DECLINED	99	
Q721	About what time of day did this happen?	MORNING (SUNRISE TO NOON)	1	
		AFTERNOON (NOON TO SUNSET).....	2	
		EVENING (SUNSET TO MIDNIGHT).....	3	
		LATE AT NIGHT (MIDNIGHT TO SUNRISE).	4	
		DON'T KNOW	98	
		DECLINED	99	
REFER TO Q800A, Q800B AND Q900A, Q900B FOR ROUTING TO NEXT SECTION IF Q800A=1 OR Q800B=1 MOVE TO Q801 IF Q800A=2/98/99 AND Q800B=2/98/99 AND (Q900A=1 OR Q900B=1) MOVE TO Q901 ELSE MOVE TO Q1001 (SV SERVICES)				

Q801	SV3: PHYSICALLY FORCED SEX- LIFETIME How many times in your life have you been physically forced to have sex?	ONCE..... 1 → Q815 WRITE NUMBER IF 2 TIMES OR MORE: <input type="text"/> <input type="text"/> TOO MANY TO RECALL 66 DON'T KNOW 98 DECLINED 99 → Q815																																																																																									
Q802	SV3A: PHYSICALLY FORCED SEX – MOST RECENT Now think about the last time this happened. Did this happen to you within the past 12 months?	YES 1 NO 2 DON'T KNOW 98 DECLINED 99																																																																																									
Q803	How old were you the last time this happened?	YEARS OLD: <input type="text"/> <input type="text"/> DON'T KNOW 98 DECLINED 99																																																																																									
Q805	This last time, how many people physically forced you to have sex?	NUMBER OF PEOPLE: <input type="text"/> <input type="text"/> DON'T KNOW 98 DECLINED 99																																																																																									
Of these people who physically forced you to have sex this last time, think of the person you know best for the following questions:																																																																																											
Q807	What was this person's relationship to you?	<table border="0"> <tr> <td colspan="2">MALE</td> <td colspan="2">FEMALE</td> </tr> <tr> <td>BOYFRIEND/ROMANTIC PARTNER.....</td> <td>1</td> <td>GIRLFRIEND/ROMANTIC PARTNER</td> <td>19</td> </tr> <tr> <td>HUSBAND.....</td> <td>2</td> <td>WIFE.....</td> <td>20</td> </tr> <tr> <td>EX-BOYFRIEND/ROMANTIC PARTNER?HUSBAND</td> <td>3</td> <td>EX-GIRLFRIEND/ROMANTIC PARTNER/WIFE.....</td> <td>21</td> </tr> <tr> <td>.....</td> <td>3</td> <td>MOTHER.....</td> <td>22</td> </tr> <tr> <td>FATHER.....</td> <td>4</td> <td>STEP MOTHER.....</td> <td>23</td> </tr> <tr> <td>STEP FATHER.....</td> <td>5</td> <td>SISTER.....</td> <td>24</td> </tr> <tr> <td>BROTHER.....</td> <td>6</td> <td>FEMALE RELATIVE.....</td> <td>25</td> </tr> <tr> <td>MALE RELATIVE.....</td> <td>7</td> <td>FEMALE CLASSMATE/SCHOOLMATE.....</td> <td>26</td> </tr> <tr> <td>MALE CLASSMATE/SCHOOLMATE.....</td> <td>8</td> <td>FEMALE TEACHER.....</td> <td>27</td> </tr> <tr> <td>MALE TEACHER.....</td> <td>9</td> <td>FEMALE POLICE/ SECURITY PERSON.....</td> <td>28</td> </tr> <tr> <td>MALE POLICE/ SECURITY PERSON.....</td> <td>10</td> <td>FEMALE EMPLOYER.....</td> <td>29</td> </tr> <tr> <td>MALE EMPLOYER.....</td> <td>11</td> <td>FEMALE NEIGHBOR.....</td> <td>30</td> </tr> <tr> <td>MALE NEIGHBOR.....</td> <td>12</td> <td>FEMALE COMMUNITY LEADER.....</td> <td>31</td> </tr> <tr> <td>MALE COMMUNITY LEADER.....</td> <td>13</td> <td>FEMALE RELIGIOUS LEADER.....</td> <td>32</td> </tr> <tr> <td>MALE RELIGIOUS LEADER.....</td> <td>14</td> <td>FEMALE FRIEND.....</td> <td>33</td> </tr> <tr> <td>MALE FRIEND.....</td> <td>15</td> <td>FEMALE STRANGER.....</td> <td>34</td> </tr> <tr> <td>MALE STRANGER.....</td> <td>16</td> <td>FEMALE MEMBER OF ARMED FORCES.....</td> <td>35</td> </tr> <tr> <td>MALE MEMBER OR ARMED FORCES.....</td> <td>17</td> <td>FEMALE MEMBER OF AN ILLEGAL ARMED GROUP</td> <td>36</td> </tr> <tr> <td>MALE MEMBER OF AN ILLEGAL ARMED GROUP</td> <td>18</td> <td></td> <td></td> </tr> <tr> <td></td> <td></td> <td>DON'T KNOW.....</td> <td>98</td> </tr> <tr> <td></td> <td></td> <td>DECLINED.....</td> <td>99</td> </tr> </table>	MALE		FEMALE		BOYFRIEND/ROMANTIC PARTNER.....	1	GIRLFRIEND/ROMANTIC PARTNER	19	HUSBAND.....	2	WIFE.....	20	EX-BOYFRIEND/ROMANTIC PARTNER?HUSBAND	3	EX-GIRLFRIEND/ROMANTIC PARTNER/WIFE.....	21	3	MOTHER.....	22	FATHER.....	4	STEP MOTHER.....	23	STEP FATHER.....	5	SISTER.....	24	BROTHER.....	6	FEMALE RELATIVE.....	25	MALE RELATIVE.....	7	FEMALE CLASSMATE/SCHOOLMATE.....	26	MALE CLASSMATE/SCHOOLMATE.....	8	FEMALE TEACHER.....	27	MALE TEACHER.....	9	FEMALE POLICE/ SECURITY PERSON.....	28	MALE POLICE/ SECURITY PERSON.....	10	FEMALE EMPLOYER.....	29	MALE EMPLOYER.....	11	FEMALE NEIGHBOR.....	30	MALE NEIGHBOR.....	12	FEMALE COMMUNITY LEADER.....	31	MALE COMMUNITY LEADER.....	13	FEMALE RELIGIOUS LEADER.....	32	MALE RELIGIOUS LEADER.....	14	FEMALE FRIEND.....	33	MALE FRIEND.....	15	FEMALE STRANGER.....	34	MALE STRANGER.....	16	FEMALE MEMBER OF ARMED FORCES.....	35	MALE MEMBER OR ARMED FORCES.....	17	FEMALE MEMBER OF AN ILLEGAL ARMED GROUP	36	MALE MEMBER OF AN ILLEGAL ARMED GROUP	18					DON'T KNOW.....	98			DECLINED.....	99	
MALE		FEMALE																																																																																									
BOYFRIEND/ROMANTIC PARTNER.....	1	GIRLFRIEND/ROMANTIC PARTNER	19																																																																																								
HUSBAND.....	2	WIFE.....	20																																																																																								
EX-BOYFRIEND/ROMANTIC PARTNER?HUSBAND	3	EX-GIRLFRIEND/ROMANTIC PARTNER/WIFE.....	21																																																																																								
.....	3	MOTHER.....	22																																																																																								
FATHER.....	4	STEP MOTHER.....	23																																																																																								
STEP FATHER.....	5	SISTER.....	24																																																																																								
BROTHER.....	6	FEMALE RELATIVE.....	25																																																																																								
MALE RELATIVE.....	7	FEMALE CLASSMATE/SCHOOLMATE.....	26																																																																																								
MALE CLASSMATE/SCHOOLMATE.....	8	FEMALE TEACHER.....	27																																																																																								
MALE TEACHER.....	9	FEMALE POLICE/ SECURITY PERSON.....	28																																																																																								
MALE POLICE/ SECURITY PERSON.....	10	FEMALE EMPLOYER.....	29																																																																																								
MALE EMPLOYER.....	11	FEMALE NEIGHBOR.....	30																																																																																								
MALE NEIGHBOR.....	12	FEMALE COMMUNITY LEADER.....	31																																																																																								
MALE COMMUNITY LEADER.....	13	FEMALE RELIGIOUS LEADER.....	32																																																																																								
MALE RELIGIOUS LEADER.....	14	FEMALE FRIEND.....	33																																																																																								
MALE FRIEND.....	15	FEMALE STRANGER.....	34																																																																																								
MALE STRANGER.....	16	FEMALE MEMBER OF ARMED FORCES.....	35																																																																																								
MALE MEMBER OR ARMED FORCES.....	17	FEMALE MEMBER OF AN ILLEGAL ARMED GROUP	36																																																																																								
MALE MEMBER OF AN ILLEGAL ARMED GROUP	18																																																																																										
		DON'T KNOW.....	98																																																																																								
		DECLINED.....	99																																																																																								
Q808	How old was this person? Please give your best guess.	YEARS OLD: <input type="text"/> <input type="text"/> DON'T KNOW 98 DECLINED 99																																																																																									
Q810	Did the person who did this to you this last time use a weapon such as a gun, knife or machete?	YES 1 NO 2 DON'T KNOW 98 DECLINED 99																																																																																									
Q811	Where were you when this happened to you?	MY HOME..... 1 PERPETRATOR'S HOME..... 2 SOMEONE ELSE'S HOME..... 3 ON A ROAD/STREET..... 4 MARKET/SHOP..... 5 SCHOOL..... 6 INSIDE A CAR/BUS..... 7 LAKE, RIVER, OTHER BODY OF WATER..... 8 FIELD OR OTHER NATURAL AREA..... 9 ALCOHOL OUTLET (E.G., RESTAURANT, BAR, DISCO, CLUB, ETC.)..... 10 CHURCH..... 11																																																																																									

		OFFICE..... 12 WELCOMING CENTER/ DETENTION CENTER..... 13 SPORTS OR RECREATIONAL AREA..... 14 OTHER..... 88 DON'T KNOW..... 98 DECLINED..... 99																																																																																									
Q812	About what time of day did this happen?	MORNING (SUNRISE TO NOON)..... 1 AFTERNOON (NOON TO SUNSET)..... 2 EVENING (SUNSET TO MIDNIGHT)..... 3 LATE AT NIGHT (MIDNIGHT TO SUNRISE)..... 4 DON'T KNOW..... 98 DECLINED..... 99																																																																																									
SKIP TO Q816																																																																																											
Q815	SV3B: PHYSICALLY FORCED SEX – FIRST TIME Think of the first time this happened. Did this happen to you within the past 12 months?	YES..... 1 NO..... 2 DON'T KNOW..... 98 DECLINED..... 99																																																																																									
Q816	How old were you the first time anyone physically forced you to have sex?	YEARS OLD: <input type="text"/> <input type="text"/> DON'T KNOW..... 98 DECLINED..... 99 → Q901 OR NEXT SECT.																																																																																									
Q818	This first time, how many people physically forced you to have sex?	NUMBER OF PEOPLE: <input type="text"/> <input type="text"/> DON'T KNOW..... 98 DECLINED..... 99																																																																																									
Of these people who physically forced you to have sex the first time, think of the person you know best for the following questions:																																																																																											
Q820	What was this person's relationship to you?	<table border="0"> <tr> <td colspan="2">MALE</td> <td colspan="2">FEMALE</td> </tr> <tr> <td>BOYFRIEND/ROMANTIC PARTNER.....</td> <td>1</td> <td>GIRLFRIEND/ROMANTIC PARTNER</td> <td>19</td> </tr> <tr> <td>HUSBAND.....</td> <td>2</td> <td>WIFE.....</td> <td>20</td> </tr> <tr> <td>EX-BOYFRIEND/ROMANTIC PARTNER?HUSBAND</td> <td>3</td> <td>EX-GIRLFRIEND/ROMANTIC PARTNER/WIFE.....</td> <td>21</td> </tr> <tr> <td>.....</td> <td>3</td> <td>MOTHER.....</td> <td>22</td> </tr> <tr> <td>FATHER.....</td> <td>4</td> <td>STEP MOTHER.....</td> <td>23</td> </tr> <tr> <td>STEP FATHER.....</td> <td>5</td> <td>SISTER.....</td> <td>24</td> </tr> <tr> <td>BROTHER.....</td> <td>6</td> <td>FEMALE RELATIVE.....</td> <td>25</td> </tr> <tr> <td>MALE RELATIVE.....</td> <td>7</td> <td>FEMALE CLASSMATE/SCHOOLMATE.....</td> <td>26</td> </tr> <tr> <td>MALE CLASSMATE/SCHOOLMATE.....</td> <td>8</td> <td>FEMALE TEACHER.....</td> <td>27</td> </tr> <tr> <td>MALE TEACHER.....</td> <td>9</td> <td>FEMALE POLICE/ SECURITY PERSON.....</td> <td>28</td> </tr> <tr> <td>MALE POLICE/ SECURITY PERSON.....</td> <td>10</td> <td>FEMALE EMPLOYER.....</td> <td>29</td> </tr> <tr> <td>MALE EMPLOYER.....</td> <td>11</td> <td>FEMALE NEIGHBOR.....</td> <td>30</td> </tr> <tr> <td>MALE NEIGHBOR.....</td> <td>12</td> <td>FEMALE COMMUNITY LEADER.....</td> <td>31</td> </tr> <tr> <td>MALE COMMUNITY LEADER.....</td> <td>13</td> <td>FEMALE RELIGIOUS LEADER.....</td> <td>32</td> </tr> <tr> <td>MALE RELIGIOUS LEADER.....</td> <td>14</td> <td>FEMALE FRIEND.....</td> <td>33</td> </tr> <tr> <td>MALE FRIEND.....</td> <td>15</td> <td>FEMALE STRANGER.....</td> <td>34</td> </tr> <tr> <td>MALE STRANGER.....</td> <td>16</td> <td>FEMALE MEMBER OF ARMED FORCES.....</td> <td>35</td> </tr> <tr> <td>MALE MEMBER OR ARMED FORCES.....</td> <td>17</td> <td>FEMALE MEMBER OF AN ILLEGAL ARMED GROUP</td> <td>36</td> </tr> <tr> <td>MALE MEMBER OF AN ILLEGAL ARMED GROUP</td> <td>18</td> <td></td> <td></td> </tr> <tr> <td></td> <td></td> <td>DON'T KNOW.....</td> <td>98</td> </tr> <tr> <td></td> <td></td> <td>DECLINED.....</td> <td>99</td> </tr> </table>	MALE		FEMALE		BOYFRIEND/ROMANTIC PARTNER.....	1	GIRLFRIEND/ROMANTIC PARTNER	19	HUSBAND.....	2	WIFE.....	20	EX-BOYFRIEND/ROMANTIC PARTNER?HUSBAND	3	EX-GIRLFRIEND/ROMANTIC PARTNER/WIFE.....	21	3	MOTHER.....	22	FATHER.....	4	STEP MOTHER.....	23	STEP FATHER.....	5	SISTER.....	24	BROTHER.....	6	FEMALE RELATIVE.....	25	MALE RELATIVE.....	7	FEMALE CLASSMATE/SCHOOLMATE.....	26	MALE CLASSMATE/SCHOOLMATE.....	8	FEMALE TEACHER.....	27	MALE TEACHER.....	9	FEMALE POLICE/ SECURITY PERSON.....	28	MALE POLICE/ SECURITY PERSON.....	10	FEMALE EMPLOYER.....	29	MALE EMPLOYER.....	11	FEMALE NEIGHBOR.....	30	MALE NEIGHBOR.....	12	FEMALE COMMUNITY LEADER.....	31	MALE COMMUNITY LEADER.....	13	FEMALE RELIGIOUS LEADER.....	32	MALE RELIGIOUS LEADER.....	14	FEMALE FRIEND.....	33	MALE FRIEND.....	15	FEMALE STRANGER.....	34	MALE STRANGER.....	16	FEMALE MEMBER OF ARMED FORCES.....	35	MALE MEMBER OR ARMED FORCES.....	17	FEMALE MEMBER OF AN ILLEGAL ARMED GROUP	36	MALE MEMBER OF AN ILLEGAL ARMED GROUP	18					DON'T KNOW.....	98			DECLINED.....	99	
MALE		FEMALE																																																																																									
BOYFRIEND/ROMANTIC PARTNER.....	1	GIRLFRIEND/ROMANTIC PARTNER	19																																																																																								
HUSBAND.....	2	WIFE.....	20																																																																																								
EX-BOYFRIEND/ROMANTIC PARTNER?HUSBAND	3	EX-GIRLFRIEND/ROMANTIC PARTNER/WIFE.....	21																																																																																								
.....	3	MOTHER.....	22																																																																																								
FATHER.....	4	STEP MOTHER.....	23																																																																																								
STEP FATHER.....	5	SISTER.....	24																																																																																								
BROTHER.....	6	FEMALE RELATIVE.....	25																																																																																								
MALE RELATIVE.....	7	FEMALE CLASSMATE/SCHOOLMATE.....	26																																																																																								
MALE CLASSMATE/SCHOOLMATE.....	8	FEMALE TEACHER.....	27																																																																																								
MALE TEACHER.....	9	FEMALE POLICE/ SECURITY PERSON.....	28																																																																																								
MALE POLICE/ SECURITY PERSON.....	10	FEMALE EMPLOYER.....	29																																																																																								
MALE EMPLOYER.....	11	FEMALE NEIGHBOR.....	30																																																																																								
MALE NEIGHBOR.....	12	FEMALE COMMUNITY LEADER.....	31																																																																																								
MALE COMMUNITY LEADER.....	13	FEMALE RELIGIOUS LEADER.....	32																																																																																								
MALE RELIGIOUS LEADER.....	14	FEMALE FRIEND.....	33																																																																																								
MALE FRIEND.....	15	FEMALE STRANGER.....	34																																																																																								
MALE STRANGER.....	16	FEMALE MEMBER OF ARMED FORCES.....	35																																																																																								
MALE MEMBER OR ARMED FORCES.....	17	FEMALE MEMBER OF AN ILLEGAL ARMED GROUP	36																																																																																								
MALE MEMBER OF AN ILLEGAL ARMED GROUP	18																																																																																										
		DON'T KNOW.....	98																																																																																								
		DECLINED.....	99																																																																																								
Q821	How old was this person? Please give your best guess.	YEARS OLD: <input type="text"/> <input type="text"/> DON'T KNOW..... 98 DECLINED..... 99																																																																																									
Q823	Did the person who did this to you the first time use a weapon such as a gun, knife or machete?	YES..... 1 NO..... 2 DON'T KNOW..... 98 DECLINED..... 99																																																																																									

Q824	Where were you when this happened to you?	MY HOME..... 1 PERPETRATOR'S HOME..... 2 SOMEONE ELSE'S HOME..... 3 ON A ROAD/STREET..... 4 MARKET/SHOP..... 5 SCHOOL..... 6 INSIDE A CAR/BUS..... 7 LAKE, RIVER, OTHER BODY OF WATER..... 8 FIELD OR OTHER NATURAL AREA..... 9 ALCOHOL OUTLET (E.G., RESTAURANT, BAR, DISCO, CLUB, ETC.)..... 10 CHURCH..... 11 OFFICE..... 12 WELCOMING CENTER/ DETENTION CENTER..... 13 SPORTS OR RECREATIONAL AREA..... 14 OTHER..... 88 DON'T KNOW..... 98 DECLINED..... 99	
Q825	About what time of day did this happen?	MORNING (SUNRISE TO NOON)..... 1 AFTERNOON (NOON TO SUNSET)..... 2 EVENING (SUNSET TO MIDNIGHT)..... 3 LATE AT NIGHT (MIDNIGHT TO SUNRISE)..... 4 DON'T KNOW..... 98 DECLINED..... 99	
REFER TO Q900A AND Q900B FOR ROUTING TO NEXT SECTION: IF Q900A=1 OR Q901B=1 MOVE TO Q901 ELSE MOVE TO Q1001 (SV SERVICES)			
Q901	SV4: PRESSURED SEX- LIFETIME How many times in your life has someone pressured you to have sex through harassment, threats or tricks and did succeed?	ONCE..... 1 → Q914 WRITE NUMBER IF 2 TIMES OR MORE: <input type="text"/> <input type="text"/> TOO MANY TO RECALL..... 66 DON'T KNOW..... 98 → Q914 DECLINED..... 99	
Q902	SV4A: PRESSURED INTO SEX – MOST RECENT Now think about the last time this happened. Did this happen to you within the past 12 months?	YES..... 1 NO..... 2 DON'T KNOW..... 98 DECLINED..... 99	
Q903	How old were you the last time this happened?	YEARS OLD: <input type="text"/> <input type="text"/> DON'T KNOW..... 98 DECLINED..... 99	
Q905	This last time, how many people pressured you to have sex?	NUMBER OF PEOPLE: <input type="text"/> <input type="text"/> DON'T KNOW..... 98 DECLINED..... 99	
Of the people who pressured you to have to have sex when you did not want to this last time, think of the person you know best for the following questions:			
Q907	What was this person's relationship to you?	<p>MALE</p> BOYFRIEND/ROMANTIC PARTNER..... 1 HUSBAND..... 2 EX-BOYFRIEND/ROMANTIC PARTNER/HUSBAND..... 3 FATHER..... 4 STEP FATHER..... 5 BROTHER..... 6 MALE RELATIVE..... 7 MALE CLASSMATE/SCHOOLMATE..... 8 MALE TEACHER..... 9 MALE POLICE/ SECURITY PERSON..... 10 MALE EMPLOYER..... 11 MALE NEIGHBOR..... 12 MALE COMMUNITY LEADER..... 13 MALE RELIGIOUS LEADER..... 14 MALE FRIEND..... 15 MALE STRANGER..... 16 MALE MEMBER OR ARMED FORCES..... 17 MALE MEMBER OF AN ILLEGAL ARMED GROUP..... 18 DON'T KNOW..... 98 DECLINED..... 99	<p>FEMALE</p> GIRLFRIEND/ROMANTIC PARTNER..... 19 WIFE..... 20 EX-GIRLFRIEND/ROMANTIC PARTNER/WIFE..... 21 MOTHER..... 22 STEP MOTHER..... 23 SISTER..... 24 FEMALE RELATIVE..... 25 FEMALE CLASSMATE/SCHOOLMATE..... 26 FEMALE TEACHER..... 27 FEMALE POLICE/ SECURITY PERSON..... 28 FEMALE EMPLOYER..... 29 FEMALE NEIGHBOR..... 30 FEMALE COMMUNITY LEADER..... 31 FEMALE RELIGIOUS LEADER..... 32 FEMALE FRIEND..... 33 FEMALE STRANGER..... 34 FEMALE MEMBER OF ARMED FORCES..... 35 FEMALE MEMBER OF AN ILLEGAL ARMED GROUP..... 36 DON'T KNOW..... 98 DECLINED..... 99

Q908	How old was this person? Please give your best guess.	YEARS OLD: <input type="text"/> <input type="text"/> DON'T KNOW..... 98 DECLINED..... 99	
Q910	Where were you when this happened to you?	MY HOME..... 1 PERPETRATOR'S HOME..... 2 SOMEONE ELSE'S HOME..... 3 ON A ROAD/STREET..... 4 MARKET/SHOP..... 5 SCHOOL..... 6 INSIDE A CAR/BUS..... 7 LAKE, RIVER, OTHER BODY OF WATER..... 8 FIELD OR OTHER NATURAL AREA..... 9 ALCOHOL OUTLET (E.G., RESTAURANT, BAR, DISCO, CLUB, ETC.)..... 10 CHURCH..... 11 OFFICE..... 12 WELCOMING CENTER/ DETENTION CENTER..... 13 SPORTS OR RECREATIONAL AREA..... 14 OTHER..... 88 DON'T KNOW..... 98 DECLINED..... 99	
Q911	About what time of day did this happen?	MORNING (SUNRISE TO NOON)..... 1 AFTERNOON (NOON TO SUNSET)..... 2 EVENING (SUNSET TO MIDNIGHT)..... 3 LATE AT NIGHT (MIDNIGHT TO SUNRISE)..... 4 DON'T KNOW..... 98 DECLINED..... 99	
SKIP TO Q915			
Q914	SV4B: PRESSURED INTO SEX – FIRST TIME Did this happen to you within the past 12 months?	YES..... 1 NO..... 2 DON'T KNOW..... 98 DECLINED..... 99	
Q915	How old were you the first time anyone pressured you to have sex through harassment, threats and tricks and did succeed?	YEARS OLD: <input type="text"/> <input type="text"/> DON'T KNOW..... 98 DECLINED..... 99	Q924 OR NEXT SECT.
Q917	This first time, how many people pressured you to have sex?	NUMBER OF PEOPLE: <input type="text"/> <input type="text"/> DON'T KNOW..... 98 DECLINED..... 99	

	Of these people who pressured you to have sex this first time, think of the person you know best for the following questions:		
Q919	What was this person's relationship to you?	<p style="text-align: center;">MALE</p> BOYFRIEND/ROMANTIC PARTNER..... 1 HUSBAND..... 2 EX-BOYFRIEND/ROMANTIC PARTNER?HUSBAND..... 3 FATHER..... 4 STEP FATHER..... 5 BROTHER..... 6 MALE RELATIVE..... 7 MALE CLASSMATE/SCHOOLMATE..... 8 MALE TEACHER..... 9 MALE POLICE/ SECURITY PERSON..... 10 MALE EMPLOYER..... 11 MALE NEIGHBOR..... 12 MALE COMMUNITY LEADER..... 13 MALE RELIGIOUS LEADER..... 14 MALE FRIEND..... 15 MALE STRANGER..... 16 MALE MEMBER OR ARMED FORCES..... 17 MALE MEMBER OF AN ILLEGAL ARMED GROUP..... 18 DON'T KNOW..... 98 DECLINED..... 99	<p style="text-align: center;">FEMALE</p> GIRLFRIEND/ROMANTIC PARTNER..... 19 WIFE..... 20 EX-GIRLFRIEND/ROMANTIC PARTNER/WIFE..... 21 MOTHER..... 22 STEP MOTHER..... 23 SISTER..... 24 FEMALE RELATIVE..... 25 FEMALE CLASSMATE/SCHOOLMATE..... 26 FEMALE TEACHER..... 27 FEMALE POLICE/ SECURITY PERSON..... 28 FEMALE EMPLOYER..... 29 FEMALE NEIGHBOR..... 30 FEMALE COMMUNITY LEADER..... 31 FEMALE RELIGIOUS LEADER..... 32 FEMALE FRIEND..... 33 FEMALE STRANGER..... 34 FEMALE MEMBER OF ARMED FORCES..... 35 FEMALE MEMBER OF AN ILLEGAL ARMED GROUP..... 36 DON'T KNOW..... 98 DECLINED..... 99
Q920	How old was this person? Please give your best guess.	YEARS OLD: <input type="text"/> <input type="text"/>	DON'T KNOW..... 98 DECLINED..... 99
Q922	Where were you when this happened to you?	MY HOME..... 1 PERPETRATOR'S HOME..... 2 SOMEONE ELSE'S HOME..... 3 ON A ROAD/STREET..... 4 MARKET/SHOP..... 5 SCHOOL..... 6 INSIDE A CAR/BUS..... 7 LAKE, RIVER, OTHER BODY OF WATER..... 8 FIELD OR OTHER NATURAL AREA..... 9 ALCOHOL OUTLET (E.G., RESTAURANT, BAR, DISCO, CLUB, ETC.)..... 10 CHURCH..... 11 OFFICE..... 12 WELCOMING CENTER/ DETENTION CENTER..... 13 SPORTS OR RECREATIONAL AREA..... 14 OTHER..... 88 DON'T KNOW..... 98 DECLINED..... 99	
Q923	About what time of day did this happen?	MORNING (SUNRISE TO NOON)..... 1 AFTERNOON (NOON TO SUNSET)..... 2 EVENING (SUNSET TO MIDNIGHT)..... 3 LATE AT NIGHT (MIDNIGHT TO SUNRISE)..... 4 DON'T KNOW..... 98 DECLINED..... 99	
Q924	PREGNANCIES: Did you ever get pregnant as a result of being physically forced or pressured to have sex?	YES..... 1 NO..... 2 DON'T KNOW..... 98 DECLINED..... 99	→ Q928

IF Q924=1 AND Q414=2 THEN: "EARLIER YOU TOLD ME THAT YOU HAD NEVER BEEN PREGNANT, BUT YOU JUST TOLD ME THAT YOU THINK YOU GOT PREGNANT AS A RESULT OF BEING PHYSICALLY FORCED OR PRESSURED TO HAVE SEX. I NEED TO REVIEW THESE QUESTIONS WITH YOU TO MAKE SURE I UNDERSTAND YOUR ANSWERS CORRECTLY."			
Q925	How many times did you get pregnant as a result of being pressured or physically forced to have sex?	NUMBER OF PREGNANCIES: <input type="text"/> <input type="text"/>	DON'T KNOW..... 98 DECLINED..... 99
Q925A	Did you ever have an abortion from one of these pregnancies when you were pressured or physically forced to have sex?	YES..... 1 NO..... 2 DON'T KNOW..... 98 DECLINED..... 99	→ Q926
Q925B	What was the main reason you had for getting an abortion?	BECAUSE I WANTED TO HAVE ONE..... 1 BECAUSE I WAS FORCED..... 2 IT WAS A SPONTANEOUS ABORTION..... 3 DON'T KNOW..... 98 DECLINED..... 99	
Q926	Did you ever deliver a baby from one of these pregnancies when you were pressured or physically forced to have sex?	YES..... 1 NO..... 2 DON'T KNOW..... 98 DECLINED..... 99	→ Q928
Q927	How many times did you deliver a baby from getting pregnant after being pressured or physically forced to have sex?	NUMBER OF DELIVERIES: <input type="text"/> <input type="text"/>	DON'T KNOW..... 98 DECLINED..... 99
Q928	COMMUNITY VIOLENCE: Thinking about all of these sexual experiences that you didn't want, was the person/people who did this to you involved in community violence?	YES..... 1 NO..... 2 DON'T KNOW..... 98 DECLINED..... 99	
Q929	During any of these times when someone did it to you, was that person drinking alcohol or using drugs?	YES..... 1 NO..... 2 DON'T KNOW..... 98 DECLINED..... 99	
IF Q3=1 (EVER ATTENDED TO SCHOOL) GO TO Q1001 IF Q3=2/98/99 (NEVER ATTENDED TO SCHOOL) GO TO Q1002			
Q1001	SV SERVICES Thinking about all your unwanted sexual experiences, did you ever have to miss school because of what happened?	YES..... 1 NO..... 2 DON'T KNOW..... 98 DECLINED..... 99	
Q1002	Thinking about all your unwanted sexual experiences, did you know a hospital/clinic, police station, family commissariat, people's court, attorney, justice houses, Family Welfare (ICBF), helpline, social welfare, or legal office to go for help?	YES..... 1 NO..... 2 DON'T KNOW..... 98 DECLINED..... 99	→ Q1007
Q1003	Did you try to seek help from any of these places for any of these experiences?	YES..... 1 NO..... 2 DON'T KNOW..... 98 DECLINED..... 99	→ Q1005
Q1004	What was the main reason you did not try to seek help from a hospital/clinic, police station, family commissariat, people's court, attorney, justice houses, Family Welfare (ICBF), helpline, social welfare or legal office?	AFRAID OF GETTING IN TROUBLE..... 1 DO NOT TRUST INSTITUTIONS..... 2 DON'T KNOW WHAT THE PROCESS IS..... 3 EMBARRASSED FOR SELF/FAMILY..... 4 COULD NOT AFFORD SERVICES..... 5 DEPENDENT ON PERPETRATOR..... 6 PERPETRATOR THREATENED ME..... 7 FAMILY PRESSURE..... 8 DID NOT THINK IT WAS A PROBLEM..... 9 FELT IT WAS MY FAULT..... 10 AFRAID OF BEING ABANDONED..... 11 DID NOT NEED/WANT SERVICES..... 12 AFRAID OF COMMUNITY VIOLENCE..... 13 SERVICES TOO FAR AWAY..... 14 DON'T KNOW..... 98 DECLINED..... 99	

Q1300	CARRYING WEAPONS: Now I am going to ask questions about weapons. Remember you can skip questions if you don't want to answer During the past 30 days, on how many days did you carry a weapon such as, gun, knife, pata de cabra, changón, or club?	0 DAYS 0 1 OR 3 DAYS 1 4 OR 5 DAYS 2 6 OR MORE DAYS..... 3 DON'T KNOW..... 98 DECLINED..... 99	Q1400 Q1400
Q1301	What is the main reason that you carry a weapon such as, gun, knife, pata de cabra, changón, or club, during the past 30 days?	FOR PROTECTION AGAINST ATTACKS BY OTHER PEOPLE 1 BECAUSE MY FRIENDS CARRY WEAPONS 2 BECAUSE IT MAKES ME FEEL IMPORTANT 3 TO "SHOW OFF" AND IMPRESS MY FRIENDS 4 BECAUSE I WANTED TO HURT SOMEONE 5 BECAUSE OF WORK/WORKS AS SECURITY PERSON..... 6 DON'T KNOW 98 DECLINED..... 99	
Q1302	During the past 30 days, on how many days did you carry a gun onto school/Educational Center property?	0 DAYS 0 1 TO 3 DAYS 1 4 TO 5 DAYS 2 6 OR MORE DAYS..... 3 HAS NEVER CARRIED A GUN 4 DON'T KNOW 98 DECLINED..... 99	Q1307
Q1303	During the past 30 days, on how many days did you carry a gun in your community/ neighborhood/county?	0 DAYS 0 1 TO 3 DAYS 1 4 TO 5 DAYS 2 6 OR MORE DAYS..... 3 DON'T KNOW 98 DECLINED..... 99	
Q1304	During the past 30 days when you carried a gun, where did you get the gun?	PARENT OR OTHER FAMILY MEMBER'S GUN TAKEN FROM HOME..... 1 PURCHASED FROM A STORE THAT SELLS GUNS..... 2 PURCHASED "ON THE STREET" 3 BORROWED FROM A FRIEND OR SOMEONE I KNOW 4 STOLEN 5 DON'T KNOW 98 DECLINED..... 99	
Q1305	During the past 12 months, on how many times did you use a gun to threaten or injure another person?	0 TIMES..... 0 1 TIME 1 2 - 4 TIMES..... 2 5 OR MORE TIMES..... 3 DON'T KNOW 98 DECLINED..... 99	
Q1306	How old were you the first time you carried a gun, knife, pata de cabra, changón, or club? (Do not count times when you carried a gun for hunting or sport).	YEARS OLD: <input type="text"/> <input type="text"/> DON'T KNOW 98 DECLINED..... 99	
Q1307	During the past 12 months, during how many days did you carry a weapon such as a machete, knife, pata de cabra, changón, or club in school/educational center?	0 DAYS..... 0 1 TO 3 DAYS 1 4 TO 5 DAYS 2 6 OR MORE DAYS..... 3 DON'T KNOW 98 DECLINED..... 99	
Q1308	During the past 12 months, how many times did you use a machete, knife, pata de cabra, changón, or club to threaten or injure another person?	0 TIMES..... 0 1 TIME 1 2 - 4 TIMES..... 2 5 OR MORE TIMES..... 3 DON'T KNOW 98 DECLINED..... 99	

Q1400	RESPONSES TO SENSITIVE QUESTIONS: Thank you for taking the time to answer these questions. I would like to ask you about your opinion of this survey and the questions that I asked you. Do you feel that the time you took to answer these questions was worthwhile for you?	YES, WORTHWHILE..... 1 NO, NOT WORTHWHILE 2 DON'T KNOW..... 98 DECLINED..... 99	
Q1401	At any point during the interview, were you afraid that someone might hear your answers and hurt or embarrass you in any way because of what they heard?	YES 1 NO 2 DON'T KNOW 98 DECLINED..... 99	
Q1402	Did any of the questions I asked you make you feel upset because of a past experience?	YES 1 NO 2 DON'T KNOW 98 DECLINED..... 99	
Q1403	Did you find it upsetting or stressful to answer any of these questions?	YES 1 NO 2 DON'T KNOW 98 DECLINED..... 99	
Q1404	Did any of the questions I asked you about gangs make you feel upset or scared?	YES 1 NO 2 DON'T KNOW 98 DECLINED..... 99	
IF Q1403=1 OR Q1404=1 CONTINUE WITH Q1405 IF Q1403=2/98/99 AND Q1404=2/98/99 GO TO Q1406			
Q1405	Why did you find it upsetting or stressful to answer these questions? _____ _____		
Q1406	I have asked you about many difficult things. How has talking about these things made you feel? _____ _____		
Q1407	We have now finished the interview. Do you have any comments, or is there anything else you would like to add? _____ _____		
RECORD THE TIME THE INTERVIEW ENDED:		TIME: (00:00) <input type="text"/> <input type="text"/> <input type="text"/> <input type="text"/>	

RESPONSE PLAN CHECKLIST:

DID RESPONDENT TELL YOU ABOUT/DISCLOSE ANY VIOLENCE IN THE PAST?
 YES
 NO

DID THE RESPONDENT SHOW ANY SIGNS OF BEING UPSET AT ANY POINT DURING THE INTERVIEW, E.G. BEING TEARFUL, ANGRY, SAD, SHAKING BODY, DIFFICULTY IN BREATHING ETC.?
 YES
 NO

(IF UNDER AGE 18) DID THE RESPONDENT TRADE SEX FOR MONEY OR GOODS IN THE PAST 12 MONTHS?
 YES
 NO

DID THE RESPONDENT TELL YOU THAT SHE IS IN IMMEDIATE DANGER?
 YES
 NO

DID THE RESPONDENT TELL YOU ABOUT FEELING UNSAFE IN CURRENT LIVING SITUATION OR ASK FOR HELP WITH CURRENT OR PAST EXPERIENCES OF VIOLENCE AT ANY POINT DURING INTERVIEW?
 YES
 NO

IF NO WAS SELECTED FOR ALL OF THE ABOVE AND THE RESPONDENT DID NOT DISCLOSE ANY VIOLENCE, CONTINUE TO FINISH OPTION 1.

IF YES WAS SELECTED FOR ANY OF THE ABOVE, CONTINUE TO FINISH OPTION 2.

FINISH OPTION 1: RESPONDENT DID NOT MEET ANY RESPONSE PLAN CRITERIA

I would like to thank you very much for helping me. I appreciate the time that you have taken. I realize that these questions may have been difficult for you to answer, but it is only by listening to children and young people like you that we can really understand about the health and life experiences of children and young people in Colombia.

Sometimes the questions I have asked might remind you of times when you, or people you know, have experienced difficulties in life and you may think that you would like to talk to someone about this. This might be now or at any time in the future. I have a list of organizations here that provide various types of services that may be of interest to you. Please contact them if you need help or wish to find out more information about what they offer. You can contact them whenever you would like to.

Do you have any questions you would like to ask me?

FINISH OPTION 2: RESPONDENT MET ONE OR MORE RESPONSE PLAN CRITERIA

I would like to thank you very much for helping me. I appreciate the time that you have taken. I realize that these questions may have been difficult for you to answer, but it is only by listening to children and young people like you that we can really understand about the health and experiences of children and young people in Colombia.

From what you have told me, I understand that you have experienced some very difficult times in your life. No one has the right to treat someone else in that way and you also have the right to receive protection and support when you need it. You are not alone. As part of the research we are doing, we care about the welfare of the people we interview and are committed to making sure that support and help is offered and provided.

There may be a time when you may like to talk to someone about your experiences. This might be now or at any time in the future. I have a list of organizations here that provide various types of services that may be of interest to you, as they provide support, legal advice and listening and social work services to people like you who may have experienced different kinds of violence. Please contact them if you want to talk about your experiences, need help or wish to find out more information about what they offer. You can contact them whenever you feel ready, either soon or later on.

I also understand that it may be very difficult to ask for help when you need it. If you would like me to I can help put you in contact with a social worker who is specially trained to listen and support people with problems similar to the ones you have told me about, so if you would like to meet one of our social workers in a private place, which can easily be arranged. Sometimes having someone listen to your thoughts and feelings can be very helpful to relieve stress and help you decide what you need to do.

There are also other services in this area that offer support and our social workers could talk about them with you and what they provide, and help put you in touch with these organizations if you wish.

If I put you in touch with a social worker, I will only share with that person the information you want to share. As I explained at the beginning, your answers are confidential.

Do you think that you would like to talk to one of our social workers/arrange to speak with you?

YES (CONTINUE TO SERVICE REFERRAL FORM, AND CONTACT YOUR SUPERVISOR)
 NO

It is fine that you do not want to speak with a social worker now. However, if you change your mind at any time in the future, please contact any of the services provided in the list if you would like to talk over your situation with someone. You can go whenever you feel ready, either soon or later on.

Do you have any questions you would like to ask me?

INTERVIEWER QC INITIALS: TEAM LEAD QC INITIALS:

QUALITY CONTROL COMMENTS AND OBSERVATIONS	
INTERVIEWER COMMENTS ABOUT SPECIFIC QUESTIONS: (Please list question numbers and describe the specific issue)	
INTERVIEWER GENERAL COMMENTS: (Respondent demeanor, comprehension issues, privacy issues, community issues, etc.)	
FIELD SUPERVISOR COMMENTS:	
DATA SUPERVISOR COMMENTS:	

C.3. Male questionnaire

VIOLENCE AGAINST CHILDREN SURVEY - COLOMBIA
Males Age 13-24 Years

Q1	RECORD THE TIME THE INTERVIEW BEGAN (00:00):				
Q2	I would like to start by asking you questions about yourself: How old are you?	YEARS OLD: <input type="text"/> <input type="text"/>			
		DON'T KNOW.....	98		
		DECLINED.....	99		
Q2A	According to your culture, people or physical features, are you or do you recognize yourself as: <i>(Read the answer options)</i>	INDIGENOUS..... GYPSY (ROMA)..... RAIZAL OF THE ARCHIPELAGO..... PALENQUERO OF SAN BASILIO..... BLACK/MULATO/AFROCOLOMBIAN OR AFRODESCENDANT..... MESTIZO..... NONE OF THE ABOVE.....	1 2 3 4 5 6 7		
Q3	EDUCATION: Have you ever attended school/educational center/university?	YES..... NO..... DON'T KNOW..... DECLINED.....	1 2 98 99	→ Q7A	
Q4	Are you currently attending school/educational center/university?	YES..... NO..... DON'T KNOW..... DECLINED.....	1 2 98 99	→ Q6 → Q7A	
Q4A	What is the main reason for you not attending school/educational center/university?	VIOLENCE IN THE NEIGHBORHOOD/COMMUNITY..... VIOLENCE/BULLYING IN THE SCHOOL/EDUC CENTER SCHOOL/EDUC CENTER DOES NOT RESPOND TO EXPECTATIONS..... THERE IS NOT A SCHOOL/EDUC CENTER NEARBY..... I/MY FAMILY DO NOT HAVE MONEY TO PAY THE SCHOOL/EDUC CENTER OR FOR SUPPLIES..... I HAVE TO WORK..... I DON'T LIKE THE SCHOOL/EDUC CENTER..... I ALREADY GRADUATED OR COMPLETED MY SECONDARY EDUCATION..... LOST THE QUOTA/PLACE IN SCHOOL..... DON'T KNOW..... DECLINED.....	1 2 3 4 5 6 7 8 9 98 99		
Q5	What is the highest level of schooling you have completed?	NONE..... PRE-SCHOOL..... BASIC PRIMARY (1° - 5°)..... BASIC SECONDARY (6° - 9°)..... MEDDLE (10° - 13°)..... TECHNICAL..... TECHNOLOGICAL..... SUPERIOR OR UNIVERSITY..... POST-GRADUATE..... DON'T KNOW..... DECLINED.....	1 2 3 4 5 6 7 8 9 98 99		
SKIP TO Q7A					
Q6	What is your current level of school?	NONE..... PRE-SCHOOL..... BASIC PRIMARY (1° - 5°)..... BASIC SECONDARY (6° - 9°)..... MEDDLE (10° - 13°)..... TECHNICAL..... TECHNOLOGICAL..... SUPERIOR OR UNIVERSITY..... POST-GRADUATE..... DON'T KNOW..... DECLINED.....	1 2 3 4 5 6 7 8 9 98 99		
Q6A	During this academic year, were you taught in any of your classes how to manage anger?	YES..... NO..... DON'T KNOW..... DECLINED.....	1 2 98 99		

Q6B	During this academic year, were you taught in any of your classes how to avoid physical fights and violence?	YES..... NO..... DON'T KNOW..... DECLINED.....	1 2 98 99		
Q6C	During this academic year, were you taught in any of your classes how to avoid bullying?	YES..... NO..... DON'T KNOW..... DECLINED.....	1 2 98 99		
Q7A	FOOD/MATERIAL INSECURITY: Do you think your household has enough money for: A. Food? B. The most basic things such as clothing, school fees, or medical care? C. Housing (own or rental) and public services D. Extra money for things like gifts or taking holiday?	YES NO DK DTA A. FOOD B. MOST IMPORTANT THINGS: CLOTHING, SCHOOL, MEDICAL C. HOUSING (OWN OR RENTAL) AND PUBLIC SERVICES D. EXTRA MONEY: GIFTS AND HOLIDAY	1 2 98 99 1 2 98 99 1 2 98 99 1 2 98 99		
Q7	FRIENDSHIPS: How much do you talk to friends about important things: a lot, some, not very much, not at all?	A LOT..... SOME..... NOT VERY MUCH..... NOT AT ALL..... DON'T KNOW..... DECLINED.....	1 2 3 4 98 99		
Q13	WORK: At any time during the past 12 months did you engage in any work as an employee, or self-employed individual?	YES..... NO..... DON'T KNOW..... DECLINED.....	1 2 98 99	→ Q16A	
Q14	Where did you carry out your main work during the past 12 months?	IN THIS HOUSE..... IN OTHER HOUSES..... IN A VEHICLE..... DOOR TO DOOR..... UNCOVERED AREA IN THE STREET..... FIXED SETTING (OFFICE, FACTORY, ETC)..... IN THE COUNTRYSIDE, RURAL AREA, SEA OR RIVER.. IN A CONSTRUCTION SITE..... DON'T KNOW..... DECLINED.....	1 2 3 4 5 6 7 8 98 99		
Q15	Did you receive money for this work?	YES..... NO..... DON'T KNOW..... DECLINED.....	1 2 98 99	→ Q16A	
Q16	Who usually decides how the money you earn will be used?	I DECIDE..... I DECIDE JOINTLY WITH SOMEONE..... MY HUSBAND DECIDES..... MY BOYFRIEND DECIDES..... MY PARENTS DECIDE..... SOMEONE ELSE DECIDES..... DON'T KNOW..... DECLINED.....	1 2 3 4 5 6 98 99		
Q16A	REMITTANCES: Have you received money or goods from other countries in the last three years? From where did they send money or goods? <i>(Choose all responses that apply)</i>	YES, FROM THE UNITED STATES..... YES, FROM EUROPE..... YES, FROM MEXICO..... YES, FROM CANADA..... YES, FROM OTHER COUNTRIES OF CENTRAL OR SOUTH AMERICA..... YES, FROM OTHER COUNTRIES..... HAS NOT RECEIVED..... DON'T KNOW..... DECLINED.....	A B C D E F G Y Z 98 99	→ Q19	
Q16B	Who usually decides how the money or goods you receive from other countries will be used?	I DECIDE..... I DECIDE JOINTLY WITH SOMEONE..... MY WIFE DECIDES..... MY BOY/GIRLFRIEND DECIDES..... MY PARENTS DECIDE..... SOMEONE ELSE DECIDES..... DON'T KNOW..... DECLINED.....	1 2 3 4 5 6 98 99		

Q19	PARENTS: Now, I would like to ask you some questions about your biological parents, your natural parents who gave birth to you. Is your biological mother still alive?	YES NO DONT'T KNOW DECLINED	1 2 98 99	→ Q21 → Q25
Q20	How old were you when she died?	YEARS OLD: <input type="text"/> DON'T KNOW DECLINED	98 99	
SKIP TO Q25				
Q21	<i>If respondent is 13 to 17 years old:</i> Has your biological mother ever lived away from you for 6 months or more? Where has she lived? <i>If respondent is 18 to 24 years old:</i> Has your biological mother ever lived away from you for 6 months or more before you were 18 years old? Where has she lived?	YES, MOTHER MOVED AWAY – IN THE SAME COUNTRY YES, MOTHER MOVED AWAY – LIVED IN VENEZUELA YES, MOTHER MOVED AWAY – LIVED IN THE US YES, MOTHER MOVED AWAY – LIVED IN SPAIN YES, MOTHER MOVED AWAY – LIVED IN ECUADOR YES, MOTHER MOVED AWAY – LIVED IN CHILE YES, MOTHER MOVED AWAY – LIVED IN MEXICO YES, MOTHER MOVED AWAY – LIVED IN CANADA YES, MOTHER MOVED AWAY – LIVED IN ANOTHER COUNTRY OF CENTRAL OR SOUTH AMERICA YES, MOTHER MOVED AWAY – LIVED IN OTHER COUNTRIES NOT MENTIONED ABOVE NO DONT'T KNOW DECLINED	1 2 3 4 5 6 7 8 9 10 11 98 99	→ Q23
Q22	How old were you when she left for the first time?	YEARS OLD: <input type="text"/> DON'T KNOW DECLINED	98 99	
Q23	Is your biological mother living away from you now? Where does she live?	YES, MOTHER MOVED AWAY – IN THE SAME COUNTRY YES, MOTHER MOVED AWAY – LIVED IN VENEZUELA YES, MOTHER MOVED AWAY – LIVED IN THE US YES, MOTHER MOVED AWAY – LIVED IN SPAIN YES, MOTHER MOVED AWAY – LIVED IN ECUADOR YES, MOTHER MOVED AWAY – LIVED IN CHILE YES, MOTHER MOVED AWAY – LIVED IN MEXICO YES, MOTHER MOVED AWAY – LIVED IN CANADA YES, MOTHER MOVED AWAY – LIVED IN ANOTHER COUNTRY OF CENTRAL OR SOUTH AMERICA YES, MOTHER MOVED AWAY – LIVED IN OTHER COUNTRIES NOT MENTIONED ABOVE NO DONT'T KNOW DECLINED	1 2 3 4 5 6 7 8 9 10 11 98 99	
Q24	How easy or difficult is it to talk to your mother individually about things that really bother you? Would you say very easy, easy, difficult, or very difficult?	VERY EASY EASY DIFICULT VERY DIFICULT NO RELATIONSHIP DON'T KNOW DECLINED	1 2 3 4 5 98 99	→ Q29
Q25	How close do you/did you feel to your biological mother? Would you say very close, close, not close, or never had a relationship with her?	VERY CLOSE CLOSE NOT CLOSE NO RELATIONSHIP DON'T KNOW DECLINED	1 2 3 4 98 99	
Q29	Is your biological father still alive?	YES NO DONT'T KNOW DECLINED	1 2 98 99	→ Q31 → Q35

Q30	How old were you when he died?	YEARS OLD: <input type="text"/> DON'T KNOW DECLINED	98 99																																					
SKIP TO Q35																																								
Q31	<i>If respondent is 13 to 17 years old:</i> Has your biological father ever lived away from you for 6 months or more? Where has he lived? <i>If respondent is 18 to 24 years old:</i> Has your biological father ever lived away from you for 6 months or more before you were 18 years old? Where has he lived?	YES, FATHER MOVED AWAY – IN THE SAME COUNTRY YES, FATHER MOVED AWAY – LIVED IN VENEZUELA YES, FATHER MOVED AWAY – LIVED IN THE US YES, FATHER MOVED AWAY – LIVED IN SPAIN YES, FATHER MOVED AWAY – LIVED IN ECUADOR YES, FATHER MOVED AWAY – LIVED IN CHILE YES, FATHER MOVED AWAY – LIVED IN MEXICO YES, FATHER MOVED AWAY – LIVED IN CANADA YES, FATHER MOVED AWAY – LIVED IN ANOTHER COUNTRY OF CENTRAL OR SOUTH AMERICA YES, FATHER MOVED AWAY – LIVED IN OTHER COUNTRIES NOT MENTIONED ABOVE NO DONT'T KNOW DECLINED	1 2 3 4 5 6 7 8 9 10 11 98 99	→ Q33																																				
Q32	How old were you when he left for the first time?	YEARS OLD: <input type="text"/> DON'T KNOW DECLINED	98 99																																					
Q33	Is your biological father living away from you now? Where does he live?	YES, FATHER MOVED AWAY – IN THE SAME COUNTRY YES, FATHER MOVED AWAY – LIVED IN VENEZUELA YES, FATHER MOVED AWAY – LIVED IN THE US YES, FATHER MOVED AWAY – LIVED IN SPAIN YES, FATHER MOVED AWAY – LIVED IN ECUADOR YES, FATHER MOVED AWAY – LIVED IN CHILE YES, FATHER MOVED AWAY – LIVED IN MEXICO YES, FATHER MOVED AWAY – LIVED IN CANADA YES, FATHER MOVED AWAY – LIVED IN ANOTHER COUNTRY OF CENTRAL OR SOUTH AMERICA YES, FATHER MOVED AWAY – LIVED IN OTHER COUNTRIES NOT MENTIONED ABOVE NO DONT'T KNOW DECLINED	1 2 3 4 5 6 7 8 9 10 11 98 99																																					
Q34	How easy or difficult is it to talk to your biological father individually about things that really bother you? Would you say very easy, easy, difficult, or very difficult?	VERY EASY EASY DIFICULT VERY DIFICULT NO RELATIONSHIP DON'T KNOW DECLINED	1 2 3 4 5 98 99	→ Q36																																				
Q35	How close do you/did you feel to your biological father? Would you say very close, close, not close, or never had a relationship with him?	VERY CLOSE CLOSE NOT CLOSE NO RELATIONSHIP DON'T KNOW DECLINED	1 2 3 4 98 99																																					
Q36	How much does your father, mother or caregiver really know the following things – Do they know a lot, a little, or nothing? <i>If parents are dead or doesn't have a caregiver Q36A=97 (Skip to Q40)</i>	<table border="1" style="width: 100%; border-collapse: collapse;"> <thead> <tr> <th></th> <th style="text-align: center;">A LOT</th> <th style="text-align: center;">A LITTLE</th> <th style="text-align: center;">NOTHING</th> <th style="text-align: center;">DK</th> <th style="text-align: center;">DTA</th> </tr> </thead> <tbody> <tr> <td>A. WHO YOUR FRIENDS ARE</td> <td style="text-align: center;">1</td> <td style="text-align: center;">2</td> <td style="text-align: center;">3</td> <td style="text-align: center;">98</td> <td style="text-align: center;">99</td> </tr> <tr> <td>B. HOW YOU SPEND YOUR MONEY</td> <td style="text-align: center;">1</td> <td style="text-align: center;">2</td> <td style="text-align: center;">3</td> <td style="text-align: center;">98</td> <td style="text-align: center;">99</td> </tr> <tr> <td>C. WHERE YOU GO AFTER SCHOOL</td> <td style="text-align: center;">1</td> <td style="text-align: center;">2</td> <td style="text-align: center;">3</td> <td style="text-align: center;">98</td> <td style="text-align: center;">99</td> </tr> <tr> <td>D. WHERE YOU GO AT NIGHT</td> <td style="text-align: center;">1</td> <td style="text-align: center;">2</td> <td style="text-align: center;">3</td> <td style="text-align: center;">98</td> <td style="text-align: center;">99</td> </tr> <tr> <td>E. WHAT YOU DO WITH YOUR FREE TIME?</td> <td style="text-align: center;">1</td> <td style="text-align: center;">2</td> <td style="text-align: center;">3</td> <td style="text-align: center;">98</td> <td style="text-align: center;">99</td> </tr> </tbody> </table>		A LOT	A LITTLE	NOTHING	DK	DTA	A. WHO YOUR FRIENDS ARE	1	2	3	98	99	B. HOW YOU SPEND YOUR MONEY	1	2	3	98	99	C. WHERE YOU GO AFTER SCHOOL	1	2	3	98	99	D. WHERE YOU GO AT NIGHT	1	2	3	98	99	E. WHAT YOU DO WITH YOUR FREE TIME?	1	2	3	98	99		
	A LOT	A LITTLE	NOTHING	DK	DTA																																			
A. WHO YOUR FRIENDS ARE	1	2	3	98	99																																			
B. HOW YOU SPEND YOUR MONEY	1	2	3	98	99																																			
C. WHERE YOU GO AFTER SCHOOL	1	2	3	98	99																																			
D. WHERE YOU GO AT NIGHT	1	2	3	98	99																																			
E. WHAT YOU DO WITH YOUR FREE TIME?	1	2	3	98	99																																			
Q40	MIGRATION: Now, I would like to ask you about your interest or experience moving abroad or within the country. Have you ever lived abroad?	YES NO DONT'T KNOW DECLINED	1 2 98 99	→ Q44																																				

Q41	Where have you lived? (Choose all responses that apply)	IN VENEZUELA..... IN THE UNITED STATES..... IN SPAIN..... IN ECUADOR..... IN CHILE..... IN MEXICO..... IN CANADA..... IN OTHER COUNTRIES OF CENTRAL OR SOUTH AMERICA..... IN OTHER COUNTRIES NOT INCLUDED ABOVE..... DON'T KNOW..... DECLINED.....	A B C D E F G H I Y Z	
Q42	How old were you when you first began living abroad?	YEARS OLD: <input type="text"/> <input type="text"/> DON'T KNOW..... DECLINED.....	98 99	
Q42A	Who traveled with you? (Choose all responses that apply)	FATHER..... MOTHER..... BROTHER/ SISTER..... PARTNER..... GRANDPARENTS..... OTHER RELATIVE..... SON/DAUGHTER..... FRIENDS..... OTHER ACQUAINTANCE..... HUMAN SMUGGLER..... NOBODY/ TRAVELED ALONE (WITHOUT A HUMAN SMUGGLER)..... DON'T KNOW..... DECLINED.....	A B C D E F G H I J K Y Z	
Q43	What were the main reasons you left? (Choose all responses that apply)	FAMILY REUNIFICATION..... MARRIAGE..... FOR HEALTH REASONS..... ECONOMIC/WORK..... SCHOOL..... TOURISM..... FORCED BY VIOLENCE IN MY FAMILY..... FORCED BY VIOLENCE IN MY COMMUNITY (THREATS, EXTORTIONS, CRIMINAL GANGS)..... FORCED BY THE INTERNAL CONFLICT..... NATURAL DISASTERS..... DON'T KNOW..... DECLINED.....	A B C D E F G H I J Y Z	
Q44	Do you have any plans of going to live in the United States in the next three years?	YES..... NO..... DON'T KNOW..... DECLINED.....	1 2 98 99	→Q45
Q44A	What are the main reasons for you planning to move to other country? (Choose all responses that apply)	FAMILY REUNIFICATION..... MARRIAGE..... FOR HEALTH REASONS..... ECONOMIC/WORK..... SCHOOL..... TOURISM..... FORCED BY VIOLENCE IN MY FAMILY..... FORCED BY VIOLENCE IN MY COMMUNITY (THREATS, EXTORTIONS, CRIMINAL GANGS)..... FORCED BY THE INTERNAL CONFLICT..... NATURAL DISASTERS..... DON'T KNOW..... DECLINED.....	A B C D E F G H I J Y Z	
Q45	Have you tried to live in other country in the past 3 years?	YES..... NO..... DON'T KNOW..... DECLINED.....	1 2 98 99	→Q46
Q45A	What were the main reasons for you trying to live in other country? (Choose all responses that apply)	FAMILY REUNIFICATION..... MARRIAGE..... FOR HEALTH REASONS..... ECONOMIC/WORK..... SCHOOL..... TOURISM.....	A B C D E F	

		FORCED BY VIOLENCE IN MY FAMILY..... FORCED BY VIOLENCE IN MY COMMUNITY (THREATS, EXTORTIONS, CRIMINAL GANGS)..... FORCED BY THE INTERNAL CONFLICT..... NATURAL DISASTERS..... DON'T KNOW..... DECLINED.....	G H I J Y Z	
Q46	Have you ever moved to another municipality in Colombia?	YES..... NO..... DON'T KNOW..... DECLINED.....	1 2 98 99	→Q50
Q47	What were the main reasons for you moving from your home? (Choose all responses that apply)	FAMILY REUNIFICATION..... MARRIAGE..... FOR HEALTH REASONS..... ECONOMIC/WORK..... SCHOOL..... TOURISM..... FORCED BY VIOLENCE IN MY FAMILY..... FORCED BY VIOLENCE IN MY COMMUNITY (THREATS, EXTORTIONS, CRIMINAL GANGS)..... FORCED BY THE INTERNAL CONFLICT..... NATURAL DISASTERS..... DON'T KNOW..... DECLINED.....	A B C D E F G H I J Y Z	
Q50	MARRIAGE AND PARTNERSHIP: I would like to ask you now about couple relationships that you might have had. Have you ever been married?	YES..... NO..... DON'T KNOW..... DECLINED.....	1 2 98 99	→Q55
Q51	How old were you when you first got married?	YEARS OLD: <input type="text"/> <input type="text"/> DON'T KNOW..... DECLINED.....	98 99	
Q52	What is your marital status now? Are you married, living with a partner, widowed, divorced, or separated?	MARRIED..... LIVING WITH A PARTNER..... WIDOWED..... DIVORCED..... SEPARATED..... DON'T KNOW..... DECLINED.....	1 2 3 4 5 98 99	→Q56 →Q54
Q53	Are you currently living with your spouse?	YES..... NO..... DON'T KNOW..... DECLINED.....	1 2 98 99	
Q54	With respect to your current or most recent spouse, which of the following describes your decision to marry? (Read the answer options)	WE CHOOSE EACH OTHER..... MARRIAGE WAS ARRANGED AND I DID NOT HAVE A CHOICE..... MARRIAGE WAS ARRANGED AND I WAS ASKED TO IF I AGREED..... BECAUSE SHE WAS PREGNANT AND CHOOSE TO DO IT..... BECAUSE SHE WAS PREGNANT AND OBLIGED..... TO OBTAIN A RESIDENCE ABROAD..... DON'T KNOW..... DECLINED.....	1 2 3 4 5 6 98 99	
SKIP TO Q59				
Q55	Have you ever lived together with someone as if you were married?	YES..... NO..... DON'T KNOW..... DECLINED.....	1 2 98 99	→Q58
Q56	How old were you when you first started living together?	YEARS OLD: <input type="text"/> <input type="text"/> DON'T KNOW..... DECLINED.....	98 99	
Q57	Are you currently living with that person now?	YES..... NO..... DON'T KNOW..... DECLINED.....	1 2 98 99	
SKIP TO Q59				

Q58	Have you ever had a girlfriend or romantic partner?	YES..... NO..... DON'T KNOW..... DECLINED.....	1 2 98 99	
Q59	I would now like to ask you if you feel attracted to men, women, both men and women, or none?	MEN..... WOMEN..... BOTH MEN AND WOMEN..... NONE..... DON'T KNOW..... DECLINED.....	1 2 3 4 98 99	
Q60	GENDER ATTITUDES: Do you believe, it is right for a man to hit or beat his partner: (Read categories below)		YES NO DK DTA	
	A. IF SHE GOES OUT WITHOUT TELLING HIM	1 2 98 99		
	B. IF SHE DOES NOT TAKE CARE OF THE CHILDREN	1 2 98 99		
	C. IF SHE ARGUES WITH HIM	1 2 98 99		
	D. IF SHE REFUSES TO HAVE SEX WITH HIM	1 2 98 99		
	E. IF SHE BURNS THE FOOD	1 2 98 99		
Q61	Do you believe: (Read categories below)		YES NO DK DTA	
	A. ONLY MEN DECIDE WHEN TO HAVE SEX	1 2 98 99		
	B. IF SOMEONE INSULTS A BOY OR MAN, HE SHOULD DEFEND HIS REPUTATION WITH FORCE IF THE NEEDS TO	1 2 98 99		
	C. THERE ARE TIMES WHEN A WOMAN SHOULD BE BEATEN	1 2 98 99		
	D. WOMEN WHO CARRY CONDOMS HAVE SEX WITH A LOT OF MEN	1 2 98 99		
	E. WOMEN SHOULD TOLERATE VIOLENCE	1 2 98 99		
Q62	Do you believe it is acceptable for a parent or caregiver to physically punish a child when he or she misbehaves?	YES..... NO..... DON'T KNOW..... DECLINED.....	1 2 98 99	
Q63	Do you believe it is acceptable for a teacher to physically punish a child when he or she misbehaves?	YES..... NO..... DON'T KNOW..... DECLINED.....	1 2 98 99	
Q70	SAFETY: Did you ever not go to school/educational center or leave your home because of fear of violence in the community (threats, extortions)?	YES..... NO..... DON'T KNOW..... DECLINED.....	1 2 98 99	
Q71	Did you ever not go to school/educational center or leave your home because of fear of the police or army in the streets?	YES..... NO..... DON'T KNOW..... DECLINED.....	1 2 98 99	
Q72	If respondent is currently attending to school Q4=1 then ask: During the past 30 days, were there any days you not go to school/educational center 1 or leave your home because you felt it would be unsafe for any reason? If respondent is currently NOT attending to school Q4=2 or Q3=2 then ask: During the past 30 days, were there any days you not leave your home because you felt it would be unsafe for any reason?	YES..... NO..... DON'T KNOW..... DECLINED.....	1 2 98 99	

Q80	WITNESSING PHYSICAL VIOLENCE: The following questions are about witnessing physical violence by strangers or people you know well in your home or community/neighborhood. For respondents 13-17: At any time in your life: For respondents 18-24: Before the age of 18:			
Q80	How many times did you see or hear your mother or step-mother being punched, kicked or beaten up by your father or step-father? Would you say: never, once, or more than one time?	NEVER..... ONCE..... MORE THAN ONCE..... DON'T KNOW..... DECLINED.....	1 2 3 98 99	Q82 Q82
For respondents 13-17 ONLY:				
Q81	Did this happen in the last 12 months?	YES..... NO..... DON'T KNOW..... DECLINED.....	1 2 98 99	
Q82	How many times did you see or hear a parent punch, kick, or beat your brothers or sisters? Never, once, more than one time, or I have no brothers or sisters?	NEVER..... ONCE..... MORE THAN ONCE..... I HAVE NO BROTHERS OR SISTERS..... DON'T KNOW..... DECLINED.....	1 2 3 4 98 99	Q84 Q84
For respondents 13-17 ONLY:				
Q83	Did this happen in the last 12 months?	YES..... NO..... DON'T KNOW..... DECLINED.....	1 2 98 99	
Q84	Outside of your home and family environment, how many times did you see anyone get attacked? Would you say never, once, a few times, or many times?	NEVER..... ONCE..... MORE THAN ONCE..... DON'T KNOW..... DECLINED.....	1 2 3 98 99	Q100 Q100
For respondents 13-17 ONLY:				
Q85	Did this happen in the last 12 months?	YES..... NO..... DON'T KNOW..... DECLINED.....	1 2 98 99	
Q86	In a situation of combat within the internal conflict, how many times did you see anyone get attacked? Would you say never, once, more than once	NEVER..... ONCE..... MORE THAN ONCE..... DON'T KNOW..... DECLINED.....	1 2 3 98 99	Q100 Q100
Q87	Did this happen in the last 12 months?	YES..... NO..... DON'T KNOW..... DECLINED.....	1 2 98 99	

<p>IF Q50=2/98/99 (NEVER MARRIED/) AND Q55=2/98/99 (NEVER LIVED W/ SOMEONE AS MARRIED) AND Q58=2/98/99 (NEVER PARTNER) SKIP TO Q118 (PEERS) IF Q50=1 (EVER MARRIED) OR Q55=1 (EVER LIVED W/ SOMEONE AS MARRIED) OR Q58=2/98/99 (EVER PARTNER) CONTINUE TO Q100 (INTIMATE PARTNER)</p>			
Q100	<p>PV: PHYSICAL VIOLENCE <i>PVI: INTIMATE PARTNER VIOLENCE</i></p> <p>The next questions are about things that can happen to boys and men who date, have a romantic partner, girlfriend, or who are married.</p> <p>Has a girlfriend/romantic partner, ex-girlfriend/romantic partner or wife ever: YES NO DK DTA</p> <p>A. slapped, pushed, shoved, shook, or intentionally threw something at you to hurt you? 1 2 98 99</p> <p>B. punched, kicked, whipped, or beat you with an object? 1 2 98 99</p> <p>C. choked, smothered, tried to drown you, or burned you intentionally? 1 2 98 99</p> <p>D. used or threatened you with a knife, gun or other weapon? 1 2 98 99</p>		
<p>IF Q100A=1 OR Q100B=1 OR Q100C=1 OR Q100D=1 GO TO Q101 IF Q100A=2/99 AND Q100B=2/99 AND Q100C=2/99 AND Q100D=2/99 GO TO Q116 (PEERS)</p>			
Q101	<p><i>PVI:</i> Thinking of all of these experiences, such as [PGM WILL PROGRAM TEXT] how many times has a girlfriend/romantic partner, ex-girlfriend/romantic partner or wife ever done this to you? Would you say once, or more than once?</p>	<p>ONCE..... 1 → Q109</p> <p>MORE THAN ONCE..... 2 → Q109</p> <p>DON'T KNOW..... 98</p> <p>DECLINED..... 99</p>	
Q102	<p><i>PVI: MOST RECENT TIME</i></p> <p>Did this happen in the last 12 months?</p>	<p>YES..... 1</p> <p>NO..... 2</p> <p>DON'T KNOW..... 98</p> <p>DECLINED..... 99</p>	
Q103	<p>How old were you the last time this happened?</p>	<p>YEARS OLD: <input type="text"/> <input type="text"/></p> <p>DON'T KNOW..... 98</p> <p>DECLINED..... 99</p>	
Q104	<p>Was this person who did this to you the last time your girlfriend/romantic partner, ex-girlfriend/romantic partner, wife, or ex-wife?</p>	<p>GIRLFRIEND/ROMANTIC PARTNER..... 1</p> <p>WIFE..... 2</p> <p>EX-GIRLFRIEND/ROMANTIC PARTNER..... 3</p> <p>EX-WIFE..... 4</p> <p>DON'T KNOW..... 98</p> <p>DECLINED..... 99</p>	
Q105	<p>Was this person also involved in community violence, such as hurting other people in the streets, homes or businesses?</p>	<p>YES..... 1</p> <p>NO..... 2</p> <p>DON'T NOW..... 98</p> <p>DECLINED..... 99</p>	
Q106	<p>How old was this person?</p>	<p>YEARS OLD: <input type="text"/> <input type="text"/></p> <p>DON'T KNOW..... 98</p> <p>DECLINED..... 99</p>	
<p>SKIP TO Q110</p>			
Q109	<p><i>PVI: FIRST TIME</i></p> <p>Did this happen in the last 12 months?</p>	<p>YES..... 1</p> <p>NO..... 2</p> <p>DON'T KNOW..... 98</p> <p>DECLINED..... 99</p>	
Q110	<p>How old were you the first time this happened?</p>	<p>YEARS OLD: <input type="text"/> <input type="text"/></p> <p>DON'T KNOW..... 98</p> <p>DECLINED..... 99</p>	<p>Q116 OR NEXT SECT.</p>

Q111	<p>Was this person who did this to you this first time your girlfriend/romantic partner, ex-girlfriend/romantic partner, wife, or ex-wife?</p>	<p>GIRLFRIEND/ROMANTIC PARTNER..... 1</p> <p>WIFE..... 2</p> <p>EX-GIRLFRIEND/ROMANTIC PARTNER..... 3</p> <p>EX-WIFE..... 4</p> <p>DON'T KNOW..... 98</p> <p>DECLINED..... 99</p>																															
Q112	<p>Was this person also involved in community violence, such as hurting other people in the streets, homes or businesses?</p>	<p>YES..... 1</p> <p>NO..... 2</p> <p>DON'T NOW..... 98</p> <p>DECLINED..... 99</p>																															
Q113	<p>How old was this person?</p>	<p>YEARS OLD: <input type="text"/> <input type="text"/></p> <p>DON'T KNOW..... 98</p> <p>DECLINED..... 99</p>																															
Q114	<p>Thinking of all of these experiences, such as [PGM WILL PROGRAM TEXT], have you ever received any injuries from your girlfriend/romantic partner, ex-girlfriend/ romantic partner, wife or ex-wife?</p> <p>Have you received: A. minor bruises, scrapes or scratches? B. black eyes or other eye injuries? C. gashes, deep wounds (e.g., from a knife, gun or other object)? D. broken bones or teeth? E. burns (e.g., from a cigarette, chemical agents, hot liquid, open flame)?</p>	<table border="1"> <thead> <tr> <th></th> <th>YES</th> <th>NO</th> <th>DK</th> <th>DTA</th> </tr> </thead> <tbody> <tr> <td>A. MINOR BRUISES, SCRAPES, OR SCRATCHES</td> <td>1</td> <td>2</td> <td>98</td> <td>99</td> </tr> <tr> <td>B. BLACK EYES OR OTHER EYE INJURIES</td> <td>1</td> <td>2</td> <td>98</td> <td>99</td> </tr> <tr> <td>C. GASHES, DEEP WOUNDS (E.G., FROM A KNIFE, GUN OR OTHER OBJECT)</td> <td>1</td> <td>2</td> <td>98</td> <td>99</td> </tr> <tr> <td>D. BROKEN BONES OR THEETH</td> <td>1</td> <td>2</td> <td>98</td> <td>99</td> </tr> <tr> <td>E. BURNS (E.G., FROM A CIGARRETE, CHEMICAL AGENTS, HOT LIQUID, OPEN FLAME)</td> <td>1</td> <td>2</td> <td>98</td> <td>99</td> </tr> </tbody> </table>		YES	NO	DK	DTA	A. MINOR BRUISES, SCRAPES, OR SCRATCHES	1	2	98	99	B. BLACK EYES OR OTHER EYE INJURIES	1	2	98	99	C. GASHES, DEEP WOUNDS (E.G., FROM A KNIFE, GUN OR OTHER OBJECT)	1	2	98	99	D. BROKEN BONES OR THEETH	1	2	98	99	E. BURNS (E.G., FROM A CIGARRETE, CHEMICAL AGENTS, HOT LIQUID, OPEN FLAME)	1	2	98	99	
	YES	NO	DK	DTA																													
A. MINOR BRUISES, SCRAPES, OR SCRATCHES	1	2	98	99																													
B. BLACK EYES OR OTHER EYE INJURIES	1	2	98	99																													
C. GASHES, DEEP WOUNDS (E.G., FROM A KNIFE, GUN OR OTHER OBJECT)	1	2	98	99																													
D. BROKEN BONES OR THEETH	1	2	98	99																													
E. BURNS (E.G., FROM A CIGARRETE, CHEMICAL AGENTS, HOT LIQUID, OPEN FLAME)	1	2	98	99																													
<p>IF Q114A=1 OR Q114B=1 OR Q114C=1 OR Q114D=1 OR Q114E=1 CONTINUE WITH Q115 IF Q114A=2/98/99 AND Q114B=2/98/99 AND Q114C=2/98/99 AND Q114D=2/98/99 AND Q114E=2/98/99 GO TO Q116</p>																																	
Q115	<p>How old were you the first time any of these injuries from a current or ex-girlfriend/partner, wife or ex-wife happened to you?</p>	<p>YEARS OLD: <input type="text"/> <input type="text"/></p> <p>DON'T KNOW..... 98</p> <p>DECLINED..... 99</p>																															
Q115A	<p>During any of these times when a girlfriend/romantic partner, ex-girlfriend/romantic partner or wife did this to you, (do you think this person has been drinking alcohol or taking any drugs?)</p>	<p>YES..... 1</p> <p>NO..... 2</p> <p>DON'T NOW..... 98</p> <p>DECLINED..... 99</p>																															
Q116	<p>PV2: PEER VIOLENCE</p> <p>The next questions are about people your own age not including a girlfriend, wife, romantic partner. These may include, people who you may or may not know such as siblings, schoolmates, neighbors, or strangers.</p> <p>Has a person your own age ever:</p> <p>YES NO DK DTA</p> <p>A. slapped, pushed, shoved, shook, or intentionally threw something at you to hurt you? 1 2 98 99</p> <p>B. punched, kicked, whipped, or beat you with an object? 1 2 98 99</p> <p>C. choked, smothered, tried to drown you, or burned you intentionally? 1 2 98 99</p> <p>D. used or threatened you with a knife, gun or other weapon? 1 2 98 99</p>																																

IF Q116A=1 OR Q116B=1 OR Q116C=1 OR Q116D=1 GO TO Q117 IF Q116A=2/98/99 AND Q116B=2/98/99 AND Q116C=2/98/99 AND Q116D=2/98/99 GO TO Q128 (PARENTS, ADULT CARETAKERS, ADULT RELATIVES)																														
Q117	PV2: Thinking about all these experiences, such as [PGM WILL PROGRAM TEXT] how many times has a person your own age ever done this to you: once or more than once?	ONCE..... 1 → Q123 MORE THAN ONCE..... 2 → Q123 DON'T KNOW..... 98 DECLINED..... 99																												
Q118	PV2: MOST RECENT TIME Did this happen in the last 12 months?	YES..... 1 NO..... 2 DON'T KNOW..... 98 DECLINED..... 99																												
Q119	How old were you the last time this happened?	YEARS OLD: <input type="text"/> <input type="text"/> DON'T KNOW..... 98 DECLINED..... 99																												
Q120	The person your own age who did this to you the last time, what was this person's relationship to you?																													
	<table border="0" style="width:100%"> <tr> <td style="width:50%; text-align:center">MALE</td> <td style="width:50%; text-align:center">FEMALE</td> </tr> <tr> <td>BROTHER..... 1</td> <td>SISTER..... 11</td> </tr> <tr> <td>MALE RELATIVE..... 2</td> <td>FEMALE RELATIVE..... 12</td> </tr> <tr> <td>MALE FRIEND..... 3</td> <td>FEMALE FRIEND..... 13</td> </tr> <tr> <td>MALE CLASSMATE/SCHOOLMATE..... 4</td> <td>FEMALE CLASSMATE/SCHOOLMATE..... 14</td> </tr> <tr> <td>MALE NEIGHBOR..... 5</td> <td>FEMALE NEIGHBOR..... 15</td> </tr> <tr> <td>MALE GANG MEMBER..... 6</td> <td>FEMALE GANG MEMBER..... 16</td> </tr> <tr> <td>MALE MEMBER OF ORGANIZED CRIME (BACRIM)..... 7</td> <td>FEMALE MEMBER OF ORGANIZED CRIME (BACRIM)..... 17</td> </tr> <tr> <td>MALE GUERRILLA OR PARAMILITARY MEMBER..... 8</td> <td>FEMALE GUERRILLA OR PARAMILITARY MEMBER..... 18</td> </tr> <tr> <td>MALE MEMBER OF THE ARMED FORCES..... 9</td> <td>FEMALE MEMBER OF THE ARMED FORCES..... 19</td> </tr> <tr> <td>MALE STRANGER..... 10</td> <td>FEMALE STRANGER..... 20</td> </tr> <tr> <td>DON'T KNOW..... 98</td> <td></td> </tr> <tr> <td>DECLINED..... 99</td> <td></td> </tr> </table>				MALE	FEMALE	BROTHER..... 1	SISTER..... 11	MALE RELATIVE..... 2	FEMALE RELATIVE..... 12	MALE FRIEND..... 3	FEMALE FRIEND..... 13	MALE CLASSMATE/SCHOOLMATE..... 4	FEMALE CLASSMATE/SCHOOLMATE..... 14	MALE NEIGHBOR..... 5	FEMALE NEIGHBOR..... 15	MALE GANG MEMBER..... 6	FEMALE GANG MEMBER..... 16	MALE MEMBER OF ORGANIZED CRIME (BACRIM)..... 7	FEMALE MEMBER OF ORGANIZED CRIME (BACRIM)..... 17	MALE GUERRILLA OR PARAMILITARY MEMBER..... 8	FEMALE GUERRILLA OR PARAMILITARY MEMBER..... 18	MALE MEMBER OF THE ARMED FORCES..... 9	FEMALE MEMBER OF THE ARMED FORCES..... 19	MALE STRANGER..... 10	FEMALE STRANGER..... 20	DON'T KNOW..... 98		DECLINED..... 99	
MALE	FEMALE																													
BROTHER..... 1	SISTER..... 11																													
MALE RELATIVE..... 2	FEMALE RELATIVE..... 12																													
MALE FRIEND..... 3	FEMALE FRIEND..... 13																													
MALE CLASSMATE/SCHOOLMATE..... 4	FEMALE CLASSMATE/SCHOOLMATE..... 14																													
MALE NEIGHBOR..... 5	FEMALE NEIGHBOR..... 15																													
MALE GANG MEMBER..... 6	FEMALE GANG MEMBER..... 16																													
MALE MEMBER OF ORGANIZED CRIME (BACRIM)..... 7	FEMALE MEMBER OF ORGANIZED CRIME (BACRIM)..... 17																													
MALE GUERRILLA OR PARAMILITARY MEMBER..... 8	FEMALE GUERRILLA OR PARAMILITARY MEMBER..... 18																													
MALE MEMBER OF THE ARMED FORCES..... 9	FEMALE MEMBER OF THE ARMED FORCES..... 19																													
MALE STRANGER..... 10	FEMALE STRANGER..... 20																													
DON'T KNOW..... 98																														
DECLINED..... 99																														
Q121	Was this person also involved in community violence, such as hurting other people in the streets, homes or businesses?	YES..... 1 NO..... 2 DON'T KNOW..... 98 DECLINED..... 99																												
SKIP TO Q124																														
Q123	PV2: FIRST TIME Did this happen in the last 12 months?	YES..... 1 NO..... 2 DON'T KNOW..... 98 DECLINED..... 99																												
Q124	How old were you the first time this happened?	YEARS OLD: <input type="text"/> <input type="text"/> DON'T KNOW..... 98 DECLINED..... 99		Q128 OR NEXT SECT.																										
Q125	The person your own age who did this to you the first time, what was this person's relationship to you?																													
	<table border="0" style="width:100%"> <tr> <td style="width:50%; text-align:center">MALE</td> <td style="width:50%; text-align:center">FEMALE</td> </tr> <tr> <td>BROTHER..... 1</td> <td>SISTER..... 11</td> </tr> <tr> <td>MALE RELATIVE..... 2</td> <td>FEMALE RELATIVE..... 12</td> </tr> <tr> <td>MALE FRIEND..... 3</td> <td>FEMALE FRIEND..... 13</td> </tr> <tr> <td>MALE CLASSMATE/SCHOOLMATE..... 4</td> <td>FEMALE CLASSMATE/SCHOOLMATE..... 14</td> </tr> <tr> <td>MALE NEIGHBOR..... 5</td> <td>FEMALE NEIGHBOR..... 15</td> </tr> <tr> <td>MALE GANG MEMBER..... 6</td> <td>FEMALE GANG MEMBER..... 16</td> </tr> <tr> <td>MALE MEMBER OF ORGANIZED CRIME (BACRIM)..... 7</td> <td>FEMALE MEMBER OF ORGANIZED CRIME (BACRIM)..... 17</td> </tr> <tr> <td>MALE GUERRILLA OR PARAMILITARY MEMBER..... 8</td> <td>FEMALE GUERRILLA OR PARAMILITARY MEMBER..... 18</td> </tr> <tr> <td>MALE MEMBER OF THE ARMED FORCES..... 9</td> <td>FEMALE MEMBER OF THE ARMED FORCES..... 19</td> </tr> <tr> <td>MALE STRANGER..... 10</td> <td>FEMALE STRANGER..... 20</td> </tr> <tr> <td>DON'T KNOW..... 98</td> <td></td> </tr> <tr> <td>DECLINED..... 99</td> <td></td> </tr> </table>				MALE	FEMALE	BROTHER..... 1	SISTER..... 11	MALE RELATIVE..... 2	FEMALE RELATIVE..... 12	MALE FRIEND..... 3	FEMALE FRIEND..... 13	MALE CLASSMATE/SCHOOLMATE..... 4	FEMALE CLASSMATE/SCHOOLMATE..... 14	MALE NEIGHBOR..... 5	FEMALE NEIGHBOR..... 15	MALE GANG MEMBER..... 6	FEMALE GANG MEMBER..... 16	MALE MEMBER OF ORGANIZED CRIME (BACRIM)..... 7	FEMALE MEMBER OF ORGANIZED CRIME (BACRIM)..... 17	MALE GUERRILLA OR PARAMILITARY MEMBER..... 8	FEMALE GUERRILLA OR PARAMILITARY MEMBER..... 18	MALE MEMBER OF THE ARMED FORCES..... 9	FEMALE MEMBER OF THE ARMED FORCES..... 19	MALE STRANGER..... 10	FEMALE STRANGER..... 20	DON'T KNOW..... 98		DECLINED..... 99	
MALE	FEMALE																													
BROTHER..... 1	SISTER..... 11																													
MALE RELATIVE..... 2	FEMALE RELATIVE..... 12																													
MALE FRIEND..... 3	FEMALE FRIEND..... 13																													
MALE CLASSMATE/SCHOOLMATE..... 4	FEMALE CLASSMATE/SCHOOLMATE..... 14																													
MALE NEIGHBOR..... 5	FEMALE NEIGHBOR..... 15																													
MALE GANG MEMBER..... 6	FEMALE GANG MEMBER..... 16																													
MALE MEMBER OF ORGANIZED CRIME (BACRIM)..... 7	FEMALE MEMBER OF ORGANIZED CRIME (BACRIM)..... 17																													
MALE GUERRILLA OR PARAMILITARY MEMBER..... 8	FEMALE GUERRILLA OR PARAMILITARY MEMBER..... 18																													
MALE MEMBER OF THE ARMED FORCES..... 9	FEMALE MEMBER OF THE ARMED FORCES..... 19																													
MALE STRANGER..... 10	FEMALE STRANGER..... 20																													
DON'T KNOW..... 98																														
DECLINED..... 99																														

Q126	Was this person also involved in community violence, such as hurting other people in the streets, homes or businesses?	YES..... 1 NO..... 2 DON'T KNOW..... 98 DECLINED..... 99																																
Q127	Sometimes people experience scratches, cuts, bruises or other injuries as a result of acts by people their own age [PGM WILL PROGRAM TEXT] From someone your own age, have you received: A. minor bruises, scrapes or scratches? B. black eyes or other eye injuries? C. gashes, deep wounds (e.g., from a knife, gun or other object)? D. broken bones or teeth? E. burns (e.g., from a cigarette, chemical agents, hot liquid, open flame)?	<table border="1" style="width:100%"> <tr> <td></td> <td style="text-align:center">YES</td> <td style="text-align:center">NO</td> <td style="text-align:center">DK</td> <td style="text-align:center">DTA</td> </tr> <tr> <td>A. MINOR BRUISES, SCRAPES, OR SCRATCHES</td> <td style="text-align:center">1</td> <td style="text-align:center">2</td> <td style="text-align:center">98</td> <td style="text-align:center">99</td> </tr> <tr> <td>B. BLACK EYES OR OTHER EYE INJURIES</td> <td style="text-align:center">1</td> <td style="text-align:center">2</td> <td style="text-align:center">98</td> <td style="text-align:center">99</td> </tr> <tr> <td>C. GASHES, DEEP WOUNDS (E.G., FROM A KNIFE, GUN OR OTHER OBJECT)</td> <td style="text-align:center">1</td> <td style="text-align:center">2</td> <td style="text-align:center">98</td> <td style="text-align:center">99</td> </tr> <tr> <td>D. BROKEN BONES OR THEETH</td> <td style="text-align:center">1</td> <td style="text-align:center">2</td> <td style="text-align:center">98</td> <td style="text-align:center">99</td> </tr> <tr> <td>E. BURNS (E.G., FROM A CIGARRETE, CHEMICAL AGENTS, HOT LIQUID, OPEN FLAME)</td> <td style="text-align:center">1</td> <td style="text-align:center">2</td> <td style="text-align:center">98</td> <td style="text-align:center">99</td> </tr> </table>		YES	NO	DK	DTA	A. MINOR BRUISES, SCRAPES, OR SCRATCHES	1	2	98	99	B. BLACK EYES OR OTHER EYE INJURIES	1	2	98	99	C. GASHES, DEEP WOUNDS (E.G., FROM A KNIFE, GUN OR OTHER OBJECT)	1	2	98	99	D. BROKEN BONES OR THEETH	1	2	98	99	E. BURNS (E.G., FROM A CIGARRETE, CHEMICAL AGENTS, HOT LIQUID, OPEN FLAME)	1	2	98	99		
	YES	NO	DK	DTA																														
A. MINOR BRUISES, SCRAPES, OR SCRATCHES	1	2	98	99																														
B. BLACK EYES OR OTHER EYE INJURIES	1	2	98	99																														
C. GASHES, DEEP WOUNDS (E.G., FROM A KNIFE, GUN OR OTHER OBJECT)	1	2	98	99																														
D. BROKEN BONES OR THEETH	1	2	98	99																														
E. BURNS (E.G., FROM A CIGARRETE, CHEMICAL AGENTS, HOT LIQUID, OPEN FLAME)	1	2	98	99																														
IF Q127A=1 OR Q127B=1 OR Q127C=1 OR Q127D=1 OR Q127E=1 CONTINUE WITH Q127Q IF Q127A=2/98/99 AND Q127B=2/98/99 AND Q127C=2/98/99 AND Q127D=2/98/99 AND Q127E=2/98/99 GO TO Q128																																		
Q127Q	How old were you the first time any of these injuries from someone your own age happened to you?	YEARS OLD: <input type="text"/> <input type="text"/> DON'T KNOW..... 98 DECLINED..... 99																																
Q128	PV3: PARENTS, ADULT CAREGIVERS AND OTHER ADULT RELATIVES The next questions are about parents, adult caregivers, or other adult relatives. Remember, you can ask to skip any question that you do not want to answer. Has a parent, adult caregiver, or other adult relative ever:																																	
		YES	NO	DK	DTA																													
	A. slapped, pushed, shoved, shook, or intentionally threw something at you to hurt you?	1	2	98	99																													
	B. punched, kicked, whipped, or beat you with an object?	1	2	98	99																													
	C. choked, smothered, tried to drown you, or burned you intentionally?	1	2	98	99																													
	D. used or threatened you with a knife, gun or other weapon?	1	2	98	99																													
IF Q128A=1 OR Q128B=1 OR Q128C=1 OR Q128D=1 GO TO Q129 IF Q128A=2/98/99 AND Q128B=2/98/99 AND Q128C=2/98/99 AND Q128D=2/98/99 GO TO Q142 (ADULTS IN THE COMMUNITY)																																		
Q129	PV3: Thinking of all these experiences, such as [PGM WILL PROGRAM TEXT] how many times has a parent, adult caregiver, or other adult relative ever done this to you: once or more than once?	ONCE..... 1 → Q136 MORE THAN ONCE..... 2 → Q136 DON'T KNOW..... 98 DECLINED..... 99																																
Q130	PV3: MOST RECENT TIME Did this happen in the last 12 months?	YES..... 1 NO..... 2 DON'T KNOW..... 98 DECLINED..... 99																																
Q131	How old were you the last time this happened?	YEARS OLD: <input type="text"/> <input type="text"/> DON'T KNOW..... 98 DECLINED..... 99																																

Q132	The parent, adult caregiver or adult relative who did this to you the last time, what was this person's relationship to you?				
	MALE	FEMALE			
	FATHER..... 1	MOTHER..... 8			
	STEP FATHER..... 2	STEP MOTHER..... 9			
	BROTHER..... 3	SISTER..... 10			
	STEP BROTHER..... 4	STEP SISTER..... 11			
	UNCLE..... 5	AUNT..... 12			
	GRANDFATHER..... 6	GRANDMOTHER..... 13			
	OTHER MALE RELATIVE/CAREGIVER..... 7	OTHER FEMALE RELATIVE/CAREGIVER..... 14			
	DON'T KNOW..... 98				
	DECLINED..... 99				
Q133	Was this person also involved in community violence, such as hurting other people in the streets, homes or businesses?	YES..... 1			
		NO..... 2			
		DON'T KNOW..... 98			
		DECLINED..... 99			
Q134	Did this parent, adult caregiver, or adult relative live within the same household as you when this last time occurred?	YES..... 1			
		NO..... 2			
		DON'T KNOW..... 98			
		DECLINED..... 99			
SKIP TO Q137					
Q136	PV3: FIRST TIME Did this happen in the last 12 months?	YES..... 1			
		NO..... 2			
		DON'T KNOW..... 98			
		DECLINED..... 99			
Q137	How old were you the first time this happened?	YEARS OLD: <input type="text"/> <input type="text"/>			Q142 OR NEXT SECT
		DON'T KNOW..... 98			
		DECLINED..... 99			
Q138	The parent, adult caregiver or adult relative who did this to you the first time, what was this person's relationship to you?				
	MALE	FEMALE			
	FATHER..... 1	MOTHER..... 8			
	STEP FATHER..... 2	STEP MOTHER..... 9			
	BROTHER..... 3	SISTER..... 10			
	STEP BROTHER..... 4	STEP SISTER..... 11			
	UNCLE..... 5	AUNT..... 12			
	GRANDFATHER..... 6	GRANDMOTHER..... 13			
	OTHER MALE RELATIVE/CAREGIVER..... 7	OTHER FEMALE RELATIVE/CAREGIVER..... 14			
	DON'T KNOW..... 98				
	DECLINED..... 99				
Q139	Was this person also involved in community violence, such as hurting other people in the streets, homes or businesses?	YES..... 1			
		NO..... 2			
		DON'T KNOW..... 98			
		DECLINED..... 99			
Q140	Did this parent, adult caregiver, or adult relative live within the same household as you the first time this occurred?	YES..... 1			
		NO..... 2			
		DON'T KNOW..... 98			
		DECLINED..... 99			
Q141	Sometimes people experience scratches, cuts, bruises or other injuries as a result of acts by parent, adult caregiver, or adult relative [PGM WILL PROGRAM TEXT] Have you received: A. minor bruises, scrapes or scratches? B. black eyes or other eye injuries? C. gashes, deep wounds (e.g., from a knife, gun or other object)? D. broken bones or teeth? E. burns (e.g., from a cigarette, chemical agents, hot liquid, open flame)?				
		YES	NO	DK	DTA
	A. MINOR BRUISES, SCRAPES, OR SCRATCHES	1	2	98	99
	B. BLACK EYES OR OTHER EYE INJURIES	1	2	98	99
	C. GASHES, DEEP WOUNDS (E.G., FROM A KNIFE, GUN OR OTHER OBJECT)	1	2	98	99
	D. BROKEN BONES OR THEETH	1	2	98	99
	E. BURNS (E.G., FROM A CIGARRETE, CHEMICAL AGENTS, HOT LIQUID, OPEN FLAME)	1	2	98	99
IF Q141A=1 OR Q141B=1 OR Q141C=1 OR Q141D=1 OR Q141E=1 CONTINUE WITH Q141Q					
IF Q141A=2/98/99 AND Q141B=2/98/99 AND Q141C=2/98/99 AND Q141D=2/98/99 AND Q141E=2/98/99 GO TO Q142					
Q141Q	How old were you the first time any of these injuries from a parent, adult caregiver or adult relative happened to you?	YEARS OLD: <input type="text"/> <input type="text"/>			
		DON'T KNOW..... 98			
		DECLINED..... 99			

Q142	PV4: ADULTS IN THE COMMUNITY/NEIGHBORHOOD The next questions are about adults who are in your community/neighborhood. This includes adults such as teachers, police, employers, religious or community leaders, neighbors, or other adults you don't know. Remember, you can ask to skip any question that you do not want to answer. Has one of these people ever:	YES	NO	DK	DTA
	A. slapped, pushed, shoved, shook, or intentionally threw something at you to hurt you?	1	2	98	99
	B. punched, kicked, whipped, or beat you with an object?	1	2	98	99
	C. choked, smothered, tried to drown you, or burned you intentionally?	1	2	98	99
	D. used or threatened you with a knife, gun or other weapon?	1	2	98	99
IF Q142A=1 OR Q142B=1 OR Q142C=1 OR Q142D=1 GO TO Q143					
IF Q142A=2/98/99 AND Q142B=2/98/99 AND Q142C=2/98/99 AND Q142D=2/98/99: CHECK THE FOLLOWING:					
IF Q100A/B/C/D=1 OR Q116A/B/C/D=1 OR Q128A/B/C/D=1 GO TO Q154 (PV SERVICES)					
IF Q100A/B/C/D=2/98/99 AND Q116A/B/C/D=2/98/99 AND Q128A/B/C/D=2/98/99 GO TO 200 (PV PERPETRATION)					
Q143	PV4: Thinking of all these experiences, such as [PGM WILL PROGRAM TEXT] how many times has an adult in your community ever done this to you: once or more than once?	ONCE..... 1	MORE THAN ONCE..... 2	DON'T KNOW..... 98	DECLINED..... 99
					Q149
Q144	PV4: MOST RECENT TIME Did this happen in the last 12 months?	YES..... 1	NO..... 2	DON'T KNOW..... 98	DECLINED..... 99
Q145	How old were you the last time this happened?	YEARS OLD: <input type="text"/> <input type="text"/>			DON'T KNOW..... 98 DECLINED..... 99
Q146	The adult in the community who did this to you the last time, what was this person's relationship to you?				
	MALE	FEMALE			
	MALE TEACHER..... 1	FEMALE TEACHER..... 10			
	MALE POLICE/MILITARY OR SECURITY PERSON..... 2	FEMALE POLICE/MILITARY OR SECURITY PERSON..... 11			
	MALE EMPLOYER..... 3	FEMALE EMPLOYER..... 12			
	MALE COMMUNITY LEADER..... 4	FEMALE COMMUNITY LEADER..... 13			
	MALE RELIGIOUS LEADER..... 5	FEMALE RELIGIOUS LEADER..... 14			
	MALE NEIGHBOR..... 6	FEMALE NEIGHBOR..... 15			
	MALE GANG MEMBER..... 7	FEMALE GANG MEMBER..... 16			
	MALE MEMBER OF ORGANIZED CRIME (BACRIM)..... 8	FEMALE MEMBER OF ORGANIZED CRIME (BACRIM)..... 17			
	MALE OF GUERRILLA OR PARAMILITARY GROUP..... 9	FEMALE OF GUERRILLA OR PARAMILITARY GROUP..... 18			
	DON'T KNOW..... 98				
	DECLINED..... 99				
Q147	Was this person also involved in community violence, such as hurting other people in the streets, homes or businesses?	YES..... 1	NO..... 2	DON'T KNOW..... 98	DECLINED..... 99
SKIP TO Q150					
Q149	PV4: FIRST TIME Did this happen in the last 12 months?	YES..... 1	NO..... 2	DON'T KNOW..... 98	DECLINED..... 99

Q150	How old were you the first time this happened?	YEARS OLD: <input type="text"/> <input type="text"/>			
		DON'T KNOW.....	98		→ Q154
		DECLINED.....	99		
Q151	The adult in the community who did this to you the first time; what was this person's relationship to you?				
	MALE	FEMALE			
	MALE TEACHER..... 1	FEMALE TEACHER..... 10			
	MALE POLICE/MILITARY OR SECURITY PERSON..... 2	FEMALE POLICE/MILITARY OR SECURITY PERSON..... 11			
	MALE EMPLOYER..... 3	FEMALE EMPLOYER..... 12			
	MALE COMMUNITY LEADER..... 4	FEMALE COMMUNITY LEADER..... 13			
	MALE RELIGIOUS LEADER..... 5	FEMALE RELIGIOUS LEADER..... 14			
	MALE NEIGHBOR..... 6	FEMALE NEIGHBOR..... 15			
	MALE GANG MEMBER..... 7	FEMALE GANG MEMBER..... 16			
	MALE MEMBER OF ORGANIZED CRIME (BACRIM)..... 8	FEMALE MEMBER OF ORGANIZED CRIME (BACRIM)..... 17			
	MALE OF GUERRILLA OR PARAMILITARY GROUP..... 9	FEMALE OF GUERRILLA OR PARAMILITARY GROUP..... 18			
	DON'T KNOW.....	98			
	DECLINED.....	99			
Q152	Was this person also involved in community violence, such as hurting other people in the streets, homes or businesses?	YES.....	1		
		NO.....	2		
		DON'T KNOW.....	98		
		DECLINED.....	99		
IF RESPONDENT IS CURRENTLY NOT ATTENDING TO SCHOOL Q4=2 OR Q3=2 SKIP TO Q153					
Q152A	In the past 30 days, has a teacher punished or corrected you by shaking you, hitting or slapping you on the hand/arm/leg; hitting or slapping you on the face/head/ears; hitting you on the bottom or elsewhere with a bare hand or a hard object?	YES.....	1		
		NO.....	2		
		DON'T KNOW.....	98		
		DECLINED.....	99		
Q153	Sometimes people experience scratches, cuts, bruises or other injuries as a result of acts by ADULTS IN THE community [PGM WILL PROGRAM TEXT]				
	From adults in the community, have you received:				
	A. minor bruises, scrapes or scratches?	YES	NO	DK	DTA
	B. black eyes or other eye injuries?	1	2	98	99
	C. gashes, deep wounds (e.g., from a knife, gun or other object)?	1	2	98	99
	D. broken bones or teeth?	1	2	98	99
	E. burns (e.g., from a cigarette, hot liquid, open flame)?	1	2	98	99
IF Q153A=1 OR Q153B=1 OR Q153C=1 OR Q153D=1 OR Q153E=1 CONTINUE WITH Q153Q					
IF Q153A=2/98/99 AND Q153B=2/98/99 AND Q153C=2/98/99 AND Q153D=2/98/99 AND Q153E=2/98/99 GO TO Q154					
Q153Q	How old were you the first time any of these injuries from adults in your own community happened to you?	YEARS OLD: <input type="text"/> <input type="text"/>			
		DON'T KNOW.....	98		
		DECLINED.....	99		

IF Q3=1 (EVER ATTENDED TO SCHOOL) GO TO Q154					
IF Q3=2/98/99 (NEVER ATTENDED TO SCHOOL) GO TO Q155					
Q154	PV SERVICES				
	Thinking about all these experiences with parents, other adults, romantic partners, people your own age, and someone in the community that we just discussed, did you ever have to miss school/educational center because of what happened?	YES.....	1		
		NO.....	2		
		DON'T KNOW.....	98		
		DECLINED.....	99		
Q155	Did you know a hospital/clinic, police station, family commissariat, people's court, attorney, justice houses, indigenous court, helpline or legal office go for help?	YES.....	1		
		NO.....	2		
		DON'T KNOW.....	98		→ Q160
		DECLINED.....	99		
Q156	Did you try to seek help from any of these places for any of these experiences?	YES.....	1		→ Q158
		NO.....	2		
		DON'T KNOW.....	98		
		DECLINED.....	99		
Q157	What was the main reason you did not try to seek help from a hospital/clinic, police station, family commissariat, people's court, attorney, justice houses, indigenous court, helpline, social welfare or legal office.	AFRAID OF GETTING IN TROUBLE.....	1		
		DO NOT TRUST INSTITUTIONS.....	2		
		DON'T KNOW WHAT THE PROCESS IS.....	3		
		EMBARRASSED FOR SELF/FAMILY.....	4		
		COULD NOT AFFORD SERVICES.....	5		
		DEPENDENT ON PERPETRATOR.....	6		
		PERPETRATOR THREATENED ME.....	7		
		FAMILY PRESSURE.....	8		
		DID NOT THINK IT WAS A PROBLEM.....	9		
		FELT IT WAS MY FAULT.....	10		
		AFRAID OF BEING ABANDONED.....	11		
		DID NOT NEED/WANT SERVICES.....	12		
		AFRAID OF COMMUNITY VIOLENCE.....	13		
		SERVICES TOO FAR AWAY.....	14		
		DON'T KNOW.....	98		
		DECLINED.....	99		
SKIP TO Q160					
Q158	Did you receive any help for any of these experiences from a hospital/clinic, police station, family commissariat, people's court, attorney, justice houses, indigenous court, helpline, social welfare or legal office.	YES.....	1		
		NO.....	2		
		DON'T KNOW.....	98		→ Q160
		DECLINED.....	99		
Q159	Did you receive help from:				
	A) A doctor, nurse or other healthcare worker?	YES	NO	DK	DTA
	B) POLICE OR OTHER SECURITY PERSONNEL?	1	2	98	99
	C) A LAWYER, JUDGE/MAGISTRATE OR OTHER LEGAL PROFESSIONAL, OTHER THAN POLICE?	1	2	98	99
	D) A SOCIAL WORKER OR COUNSELOR?	1	2	98	99
	E) A HELPLINE?	1	2	98	99
	F) FAMILY COMMISSARIAT, FAMILY DEFENDER, POLICE INSPECTION	1	2	98	99
Q160	Did you tell anyone about any of these experiences?	YES.....	1		
		NO.....	2		
		DON'T KNOW.....	98		→ Q162
		DECLINED.....	99		

Q161	Who did you tell? (Choose all responses that apply)				
	MOTHER..... A	NEIGHBOR..... I			
	FATHER..... B	TRADITIONAL HEALER..... J			
	SISTER..... C	NGO WORKER..... K			
	BROTHER..... D	TEACHER..... L			
	OTHER RELATIVE..... E	EMPLOYER..... M			
	WIFE..... F	COMMUNITY LEADER..... N			
	GIRLFRIEND/ROMANTIC PARTNER..... G	RELIGIOUS LEADER..... O			
	FRIEND..... H				
	DON'T KNOW..... Y				
	DECLINED..... Z				
SKIP TO Q200					
Q162	What was the main reason you did not tell anyone?	DID NOT KNOW WHO TO GO TO..... 1			
		AFRAID OF BEING RE-VICTIMIZED..... 2			
		LACK OF TRUST IN INSTITUTIONS..... 3			
		AFRAID OF GETTING IN TROUBLE..... 4			
		EMBARRASSED FOR SELF/FAMILY..... 5			
		DEPENDENT ON PERPETRATOR..... 6			
		PERPETRATOR THREATENED ME..... 7			
		DID NOT THINK IT WAS A PROBLEM..... 8			
		FELT IT WAS MY FAULT..... 9			
		AFRAID OF BEING ABANDONED..... 10			
		DID NOT NEED/WANT TO TELL ANYONE..... 11			
		FEAR NOT TO BE TAKEN SERIOUSLY..... 12			
		NO SERVICES AVAILABLE..... 13			
		DON'T KNOW..... 98			
		DECLINED..... 99			
IF Q50=2/98/99 (NEVER MARRIED/) AND Q55=2/98/99 (NEVER LIVED W/ SOMEONE AS MARRIED) AND Q58=2/98/99 (NEVER PARTNER) GO TO Q201 IF Q50=1 (EVER MARRIED) OR Q55=1 (EVER LIVED W/ SOMEONE AS MARRIED) OR Q58=1 (EVER PARTNER) CONTINUE WITH Q200					
Q200	PV PERPETRATION				
	Have you ever done any of the following to a current or previous girlfriend, romantic partner/wife:	YES	NO	DK	DTA
	A. slapped, pushed, shoved, shook, or intentionally threw something at them to hurt them?	1	2	98	99
	B. punched, kicked, whipped, or beat them with an object?	1	2	98	99
	C. choked, smothered, tried to drown them, or burned them, intentionally?	1	2	98	99
	D. used or threatened them with a knife, gun or other weapon?	1	2	98	99
IF Q200A=1 OR Q200B=1 OR Q200C=1 OR Q200D=1 CONTINUE WITH Q200A IF Q200A=2/98/99 AND Q200B=2/98/99 AND Q200C=2/98/99 AND Q200D=2/98/99 GO TO Q201					
Q200A	In the past when you have done this to your current or previous girlfriend, romantic partner/wife, were you drinking alcohol? None of the time, some of the time, most of the time, all of the time?	NONE OF THE TIME..... 1			
		SOME OF THE TIME..... 2			
		MOST OF THE TIME..... 3			
		ALL OF THE TIME..... 4			
		DON'T KNOW..... 98			
		DECLINED..... 99			
Q201	Have you ever done any of the following to someone who is not a current or previous girlfriend, romantic partner, or wife:	YES	NO	DK	DTA
	A. slapped, pushed, shoved, shook, or intentionally threw something at them to hurt them?	1	2	98	99
	B. punched, kicked, whipped, or beat them with an object?	1	2	98	99
	C. choked, smothered, tried to drown them, or burned them intentionally?	1	2	98	99
	D. used or threatened them with a knife, gun or other weapon?	1	2	98	99
IF Q201A=1 OR Q201B=1 OR Q201C=1 OR Q201D=1 CONTINUE WITH Q201A IF Q201A=2/98/99 AND Q201B=2/98/99 AND Q201C=2/98/99 AND Q201D=2/98/99 GO TO Q202					

Q201A	In the past when you have done this to someone who was not your current or previous girlfriend, romantic partner/wife, were you drinking alcohol? None of the time, some of the time, most of the time, all of the time?	NONE OF THE TIME..... 1		
		SOME OF THE TIME..... 2		
		MOST OF THE TIME..... 3		
		ALL OF THE TIME..... 4		
		DON'T KNOW..... 98		
		DECLINED..... 99		
Q202	During the past 12 months, were you in a physical fight at least once?	YES..... 1		
		NO..... 2		
		DON'T KNOW..... 98		
		DECLINED..... 99		

Q300	EMOTIONAL VIOLENCE				
	EV1: PARENT, ADULT CAREGIVER OT OTHER ADULT RELATIVE				
	The next questions ask about what a parent, adult caregiver or other adult relative may have said to you.				
	Has a parent, adult caregiver or other adult relative ever:	YES	NO	DK	DTA
	A. told you that you were not loved, or did not deserve to be loved?	1	2	98	99
	B. said they wished you had never been born or were dead?	1	2	98	99
	C. ever ridiculed you or put you down, for example said that you were stupid or useless?	1	2	98	99
	D. threatened to get rid of you?	1	2	98	99
IF Q300A=1 OR Q300B=1 OR Q300C=1 CONTINUE WITH Q301 IF Q300A=2/98/99 AND Q300B=2/98/99 AND Q300C=2/98/99 GO TO Q305					
Q301	EV1: MOST RECENT TIME	YES..... 1			
	Did this happen in the last 12 months?	NO..... 2			
		DON'T KNOW..... 98			
		DECLINED..... 99			
Q302	Did this happen before age 18?	YES..... 1			
		NO..... 2			
		DON'T KNOW..... 98			
		DECLINED..... 99			
IF Q50=2/98/99 (NEVER MARRIED/) AND Q55=2/98/99 (NEVER LIVED W/ SOMEONE AS MARRIED) AND Q58=2/98/99 (NEVER PARTNER) SKIP TO Q306 (BULLYING) IF Q50=1 (EVER MARRIED) OR Q55=1 (EVER LIVED W/ SOMEONE AS MARRIED) OR Q58=2/98/1 (EVER PARTNER) CONTINUE TO Q305(INTIMATE PARTNER)					
Q305	EV2: INTIMATE PARTNER				
	The next questions are about things that can happen to boys and men who date, have a romantic partner, girlfriend, or who are married.				
	In the last 12 months, has a girlfriend/romantic partner, ex-girlfriend/romantic partner or wife done any of these thigs to you:	YES	NO	DK	DTA
	A. insulted, humiliated, or made fun of you in front of others?	1	2	98	99
	B. kept you from having your own money?	1	2	98	99
	C. tried to keep you from seeing or talking to your family or friends?	1	2	98	99
	D. Kept track of you by demanding to know where you were and what you were doing?	1	2	98	99
	E. Made threats to physically harm you?	1	2	98	99
	F. made threats to take away or hurt your children?	1	2	98	99
Q306	EV3: BULLYING				
	Bullying occurs when a student or group of students say or do bad or unpleasant things to another student. It is also bullying when a student is teased a lot in an unpleasant way or when a student is left out of things on purpose. During the past 30 days, were you bullied at least once?	YES..... 1			
		NO..... 2			
		DON'T KNOW..... 98			
		DECLINED..... 99			

ONLY FOR RESPONDENTS BETWEEN 13 AND 17 YEARS OLD, IF RESPONDENT IS 18 TO 24 YEARS OLD GO TO Q407 (SEXUAL BEHAVIOR)					
Q400	DISCIPLINE: In the past 30 days, has a parent of adult caregiver punished or corrected you by:	YES	NO	DK	DTA
	A. (Emotional Violence) Shouting/ yelling/screaming at you; calling you offensive names, such as 'dumb' or 'lazy'; taking away food; or ignoring you for several hours?	1	2	98	99
	B. (Physical Violence) Shaking you, hitting or slapping you on the hand/arm/leg; hitting or slapping you on the face/head/ears; hitting you on the bottom or elsewhere with a bare hand or a hard object?	1	2	98	99
	C. (Positive discipline) Taken away privileges, forbade something you liked or wanted to do; explained why the behavior is wrong; or given you a reminder or warning not to do it again?	1	2	98	99

Q407	SEXUAL BEHAVIOR: The next questions are about sexual activity. By sex we mean vaginal, oral or anal sex or the insertion of an object into your anus by someone else. Have you ever had sex?	YES NO DON'T KNOW DECLINED	1 2 98 99	→Q600	
Q408	How old were you when you had sex for the very first time?	YEARS OLD: [][] DON'T KNOW DECLINED	98 99		
Q409	The first time you had sex, was it wanted?	YES NO DON'T KNOW DECLINED	1 2 98 99	→Q411 →Q417	
Q410	The first time you had sex, were you verbally persuaded, pressured, tricked, threatened, or physically forced?	VERBALLY PERSUADED PRESSURED TRICKED..... THREATENED..... PHYSICALLY FORCED DON'T KNOW DECLINED	1 2 3 4 6 98 99		
Q411	What was this person's relationship to you?	MALE BOYFRIEND/ROMANTIC PARTNER HUSBAND EX-BOYFRIEND/ROMANTIC PARTNER..... EX-HUSBAND..... FATHER STEP FATHER..... BROTHER MALE RELATIVE MALE CLASSMATE/SCHOOLMATE MALE TEACHER MALE POLICE/ SECURITY PERSON MALE EMPLOYER..... MALE NEIGHBOR..... MALE COMMUNITY LEADER..... MALE RELIGIOUS LEADER..... MALE FRIEND MALE STRANGER MALE MEMBER OR ARMED FORCES MALE MEMBER OF AN ILLEGAL ARMED GROUP DON'T KNOW DECLINED	1 2 3 4 5 6 7 8 9 10 11 12 13 14 15 16 17 18 19 98 99	FEMALE GIRLFRIEND/ROMANTIC PARTNER WIFE EX-GIRLFRIEND/ROMANTIC PARTNER..... EX-WIFE MOTHER..... STEP MOTHER..... SISTER FEMALE RELATIVE FEMALE CLASSMATE/SCHOOLMATE..... FEMALE TEACHER FEMALE POLICE/ SECURITY PERSON FEMALE EMPLOYER FEMALE NEIGHBOR FEMALE COMMUNITY LEADER..... FEMALE RELIGIOUS LEADER..... FEMALE FRIEND FEMALE STRANGER..... FEMALE MEMBER OF ARMED FORCES FEMALE MEMBER OF AN ILLEGAL ARMED GROUP DON'T KNOW DECLINED	20 21 22 23 24 25 26 27 28 29 30 31 32 33 34 35 36 37 38 98 99

Q412	How old was this person? Please give your best guess.	YEARS OLD: [][] DON'T KNOW DECLINED	98 99		
Q417	SEX HISTORY AND RISK TAKING: In your life, how many people have you ever had sex with?	NUMBER OF PERSONS: [][] <i>(INTERVIEWERS: 0 IS NOT AN ACCEPTABLE ANSWER FOR THIS QUESTION, IF RESPONDENT SAYS 0 THEN REFER BACK TO Q407 AND CORRECT IF NECESSARY)</i> DON'T KNOW DECLINED	98 99		
Q418	How many people have you had sex within the past 12 months?	HAVE NOT HAD SEX IN LAST 12 MONTHS. [][] NUMBER OF PERSONS: [][] DON'T KNOW DECLINED	0 98 99	→Q500 →Q500	
Q418A	In the past 12 months with who have you had sex with? Men only, women only, both men and women?	MEN ONLY WOMEN ONLY BOTH MEN AND WOMEN..... DON'T KNOW DECLINED	1 2 3 98 99		
Q419	Think about the most recent person who you had sex with in the past 12 months. What was this person's relationship to you?	MALE BOYFRIEND/ROMANTIC PARTNER HUSBAND EX-BOYFRIEND/ROMANTIC PARTNER..... PARTNER/HUSBAND FATHER STEP FATHER..... BROTHER MALE RELATIVE MALE CLASSMATE/SCHOOLMATE MALE TEACHER MALE POLICE/ SECURITY PERSON MALE EMPLOYER MALE NEIGHBOR..... MALE COMMUNITY LEADER..... MALE RELIGIOUS LEADER..... MALE FRIEND MALE STRANGER MALE MEMBER OR ARMED FORCES MALE MEMBER OF AN ILLEGAL ARMED GROUP DON'T KNOW DECLINED	1 2 3 4 5 6 7 8 9 10 11 12 13 14 15 16 17 18 98 99	FEMALE GIRLFRIEND/ROMANTIC PARTNER WIFE EX-GIRLFRIEND/ROMANTIC PARTNER/WIFE.... MOTHER STEP MOTHER..... SISTER FEMALE RELATIVE FEMALE CLASSMATE/SCHOOLMATE..... FEMALE TEACHER FEMALE POLICE/ SECURITY PERSON FEMALE EMPLOYER FEMALE NEIGHBOR FEMALE COMMUNITY LEADER..... FEMALE RELIGIOUS LEADER..... FEMALE FRIEND FEMALE STRANGER..... FEMALE MEMBER OF ARMED FORCES FEMALE MEMBER OF AN ILLEGAL ARMED GROUP DON'T KNOW DECLINED	19 20 21 22 23 24 25 26 27 28 29 30 31 32 33 34 35 36 98 99
Q420	How old was this person? Please give your best guess.	YEARS OLD: [][] DON'T KNOW DECLINED	98 99		
Q421	Are you and this person currently doing something or using any method to delay or avoid getting pregnant? If yes, which method are you and this person using? <i>(Choose all responses that apply)</i>	FEMALE STERILIZATION MALE STERILIZATION..... IUD..... INJECTABLES..... IMPLANTS PILL MALE CONDOM..... FEMALE CONDOM DIAPHRAGM FOAM/JELLY LAM..... RHYTHM METHOD WITHDRAWAL..... NO METHOD DON'T KNOW DECLINED	A B C D E F G H I J K L M X Y Z		

Q422	In the past 12 months when you had sex with this person, how often did you use a condom? Would you say always, sometimes, or never?	ALWAYS..... 1 SOMETIMES..... 2 NEVER 3 DON'T KNOW..... 98 DECLINED..... 99	
Q423	In the last 12 months, how often did you see this person drunk? Every day, 1-2 times per week, 1-3 times per month, never?	EVERY DAY..... 1 1-2 TIMES PER WEEK 2 1-3 TIMES PER MONTH 3 NEVER 4 DONT KNOW 98 DECLINED..... 99	
<p>IF Q418=1 (1 PERSON IN THE LAST 12 MONTHS) SKIP TO Q500 IF Q418>1 (MORE THAN 1 PERSON IN THE LAST 12 MONTHS) CONTINUE TO Q424</p>			
Q424	Now think back to a second person with whom you had sex in the past 12 months. What was this person's relationship to you?	<p>MALE</p> <p>BOYFRIEND/ROMANTIC PARTNER 1 HUSBAND 2 EX-BOYFRIEND/ROMANTIC PARTNER?HUSBAND 3 FATHER 4 STEP FATHER 5 BROTHER 6 MALE RELATIVE 7 MALE CLASSMATE/SCHOOLMATE 8 MALE TEACHER 9 MALE POLICE/ SECURITY PERSON 10 MALE EMPLOYER..... 11 MALE NEIGHBOR..... 12 MALE COMMUNITY LEADER..... 13 MALE RELIGIOUS LEADER..... 14 MALE FRIEND 15 MALE STRANGER 16 MALE MEMBER OR ARMED FORCES 17 MALE MEMBER OF AN ILLEGAL ARMED GROUP 18</p> <p>FEMALE</p> <p>GIRLFRIEND/ROMANTIC PARTNER 19 WIFE..... 20 EX-GIRLFRIEND/ROMANTIC PARTNER/WIFE.... 21 MOTHER..... 22 STEP MOTHER..... 23 SISTER 24 FEMALE RELATIVE 25 FEMALE CLASSMATE/SCHOOLMATE..... 26 FEMALE TEACHER 27 FEMALE POLICE/ SECURITY PERSON..... 28 FEMALE EMPLOYER 29 FEMALE NEIGHBOR..... 30 FEMALE COMMUNITY LEADER..... 31 FEMALE RELIGIOUS LEADER..... 32 FEMALE FRIEND 33 FEMALE STRANGER..... 34 FEMALE MEMBER OF ARMED FORCES..... 35 FEMALE MEMBER OF AN ILLEGAL ARMED GROUP 36</p> <p>DON'T KNOW 98 DECLINED 99</p>	
Q425	How old was this second person? Please give your best guess.	YEARS OLD: <input type="text"/> <input type="text"/> DON'T KNOW 98 DECLINED..... 99	
Q426	Are you and this second person currently doing something or using any method to delay or avoid getting pregnant? If yes, which method are you and this person using? <i>(Choose all responses that apply)</i>	FEMALE STERILIZATION A MALE STERILIZATION..... B IUD..... C INJECTABLES..... D IMPLANTS..... E PILL F MALE CONDOM..... G FEMALE CONDOM..... H DIAPHRAGM I FOAM/JELLY J LAM..... K RHYTHM METHOD L WITHDRAWAL..... M NO METHOD..... X DON'T KNOW Y DECLINED..... Z	
Q427	In the past 12 months when you had sex with this second person, how often did you use a condom? Would you say always, sometimes, or never?	ALWAYS..... 1 SOMETIMES..... 2 NEVER 3 DON'T KNOW..... 98 DECLINED..... 99	

Q428	In the last 12 months, how often did you see this second person drunk? Every day, 1-2 times per week, 1-3 times per month, never?	EVERY DAY..... 1 1-2 TIMES PER WEEK 2 1-3 TIMES PER MONTH 3 NEVER 4 DONT KNOW 98 DECLINED..... 99	
<p>IF Q418=2 (2 PERSONS IN THE LAST 12 MONTHS) SKIP TO Q500 IF Q418>2 (MORE THAN 2 PERSONS IN THE LAST 12 MONTHS) CONTINUE TO Q429</p>			
Q429	Now think back to a third person with whom you had sex in the past 12 months. What was this person's relationship to you?	<p>MALE</p> <p>BOYFRIEND/ROMANTIC PARTNER 1 HUSBAND 2 EX-BOYFRIEND/ROMANTIC PARTNER?HUSBAND 3 FATHER 4 STEP FATHER..... 5 BROTHER 6 MALE RELATIVE..... 7 MALE CLASSMATE/SCHOOLMATE 8 MALE TEACHER 9 MALE POLICE/ SECURITY PERSON 10 MALE EMPLOYER 11 MALE NEIGHBOR..... 12 MALE COMMUNITY LEADER..... 13 MALE RELIGIOUS LEADER..... 14 MALE FRIEND 15 MALE STRANGER 16 MALE MEMBER OR ARMED FORCES 17 MALE MEMBER OF AN ILLEGAL ARMED GROUP 18</p> <p>FEMALE</p> <p>GIRLFRIEND/ROMANTIC PARTNER 19 WIFE 20 EX-GIRLFRIEND/ROMANTIC PARTNER/WIFE.... 21 MOTHER..... 22 STEP MOTHER..... 23 SISTER 24 FEMALE RELATIVE 25 FEMALE CLASSMATE/SCHOOLMATE..... 26 FEMALE TEACHER 27 FEMALE POLICE/ SECURITY PERSON..... 28 FEMALE EMPLOYER 29 FEMALE NEIGHBOR..... 30 FEMALE COMMUNITY LEADER..... 31 FEMALE RELIGIOUS LEADER..... 32 FEMALE FRIEND 33 FEMALE STRANGER..... 34 FEMALE MEMBER OF ARMED FORCES..... 35 FEMALE MEMBER OF AN ILLEGAL ARMED GROUP 36</p> <p>DON'T KNOW 98 DECLINED 99</p>	
Q430	How old was this third person? Please give your best guess.	YEARS OLD: <input type="text"/> <input type="text"/> DON'T KNOW 98 DECLINED..... 99	
Q431	Are you and this third person currently doing something or using any method to delay or avoid getting pregnant? If yes, which method are you and this person using? <i>(Choose all responses that apply)</i>	FEMALE STERILIZATION A MALE STERILIZATION..... B IUD..... C INJECTABLES..... D IMPLANTS..... E PILL F MALE CONDOM..... G FEMALE CONDOM..... H DIAPHRAGM I FOAM/JELLY J LAM..... K RHYTHM METHOD L WITHDRAWAL..... M NO METHOD..... X DON'T KNOW Y DECLINED..... Z	
Q432	In the past 12 months when you had sex with this third person, how often did you use a condom? Would you say always, sometimes, or never?	ALWAYS..... 1 SOMETIMES..... 2 NEVER 3 DON'T KNOW..... 98 DECLINED..... 99	
Q433	In the last 12 months, how often did you see this third person drunk? Every day, 1-2 times per week, 1-3 times per month, never?	EVERY DAY..... 1 1-2 TIMES PER WEEK 2 1-3 TIMES PER MONTH 3 NEVER 4 DONT KNOW 98 DECLINED..... 99	

IF Q407=2/98/99 (NEVER HAD SEX) SKIP TO Q600			
Q500	SEXUAL VIOLENCE/EXPLOITATION: MONEY, GOODS OR FAVORS EXCHANGED FOR SEX Have you ever had sex with someone because this person provided you with material support or help in any other way?	YES 1 NO 2 DON'T KNOW 98 DECLINED 99	→Q600
Q501	Including all your experiences having sex with someone because they provided you with something, what material goods did they provide you with? <i>(Choose all responses that apply)</i>	MONEY A FOOD B GOOD GRADES C SCHOOL FEES D EMPLOYMENT E GIFTS/FAVORS F TRANSPORT G DRUGS H SHELTER/RENT I PROTECTION J DON'T KNOW Y DECLINED Z	→Q503
Q502	When they gave you money, who did you give it to? <i>(Choose all responses that apply)</i>	KEPT IT FOR SELF A FAMILY B GIRLFRIEND/ROMANTIC PARTNER C PIMP D DON'T KNOW Y DECLINED Z	
Q503	Who were the people whom you had sex with because they provided you with material support? <i>(Choose all responses that apply)</i>		
MALE MALE FRIEND/NEIGHBOR A MALE TEACHER B MALE COMMUNITY LEADER C MALE RELIGIOUS LEADER D MALE EMPLOYER E BOYFRIEND/EX-BOYFRIEND/ROMANTIC PARTNER/EX-ROMANTIC PARTNER F MALE CLASSMATE/SCHOOLMATE G MALE POLICE/SOLDIER/SECURITY PERSON H MALE RELATIVE I MALE TOURIST OR NON-NATIONAL J MALE STRANGER K MALE CRIMINAL GANG MEMBER L MALE I MET ON THE INTERNET M DON'T KNOW Y DECLINED Z		FEMALE FEMALE FRIEND/NEIGHBOR N FEMALE TEACHER O FEMALE COMMUNITY LEADER P FEMALE RELIGIOUS LEADER Q FEMALE EMPLOYER R GIRLFRIEND/EX-GIRLFRIEND/ROMANTIC PARTNER/EX-ROMANTIC PARTNER S FEMALE CLASSMATE/SCHOOLMATE T FEMALE POLICE/ SOLDIER/SECURITY PERSON U FEMALE RELATIVE V FEMALE TOURIST OR NON-NATIONAL W FEMALE STRANGER X FEMALE CRIMINAL GANG MEMBER 1 FEMALE I MET ON THE INTERNET 2	
Q504	How old were you the first time someone gave you material support for sex?	YEARS OLD: <input type="text"/> <input type="text"/> DON'T KNOW 98 DECLINED 99	
Q505	How old was this person? Please give your best guess.	YEARS OLD: <input type="text"/> <input type="text"/> DON'T KNOW 98 DECLINED 99	
Q507	In the last 12 months, how many times did you have sex with someone because they gave you material support?	NUMBER OF TIMES: <input type="text"/> <input type="text"/> TOO MANY TO RECALL 66 DON'T KNOW 98 DECLINED 99	
Q508	Have you ever participated in sending or sent photographs or videos with sexual content through internet or social networks?	YES 1 NO 2 DON'T KNOW 98 DECLINED 99	

Q509	Have you ever been sent photographs or videos with sexual content through internet or social networks?	YES 1 NO 2 DON'T KNOW 98 DECLINED 99	
Q510	Have you ever been intimidated, extorted, or blackmailed for having shared photographs or videos with sexual content through internet or social networks?	YES 1 NO 2 DON'T KNOW 98 DECLINED 99	
Q511	Have you ever been forced to share photographs, videos or audio with sexual content through internet or social networks?	YES 1 NO 2 DON'T KNOW 98 DECLINED 99	

SEXUAL VIOLENCE: SEXUAL ABUSE Boys and men may experience unwanted sexual contact by people they know well, such as a girlfriend/romantic partner, family member or friend, or by strangers. Your answers are confidential and you can skip any questions that you don't feel comfortable answering.																																																																																							
Q600	Has anyone ever touched you in a sexual way without your permission, but did not try and force you to have sex? Touching in a sexual way without permission includes fondling, pinching, grabbing, or touching you on or around your sexual body parts.	YES 1 NO 2 DON'T KNOW 98 DECLINED 99	→ Q700																																																																																				
Q601	SV1: TOUCHING WITHOUT PERMISSION- LIFETIME How many times in your life has this happened? WRITE NUMBER IF 2 TIMES OR MORE: <input type="text"/> <input type="text"/> TOO MANY TO RECALL 66 DON'T KNOW 98 DECLINED 99		→ Q612																																																																																				
Q602	SV1A: TOUCHING – MOST RECENT Now think about the last time this happened. Did this happen to you within the past 12 months?	YES 1 NO 2 DON'T KNOW 98 DECLINED 99																																																																																					
Q603	How old were you the last time this happened?	YEARS OLD: <input type="text"/> <input type="text"/> DON'T KNOW 98 DECLINED 99																																																																																					
Q605	This last time, how many people touched you in a sexual way without your permission?	NUMBER OF PEOPLE: <input type="text"/> <input type="text"/> DON'T KNOW 98 DECLINED 99																																																																																					
Of these people who touched you in a sexual way without your permission this last time, think of the person you know the best for the following questions:																																																																																							
Q607	What was this person's relationship to you? <table border="0"> <tr> <td colspan="2" style="text-align: center;">MALE</td> <td colspan="2" style="text-align: center;">FEMALE</td> </tr> <tr> <td>BOYFRIEND/ROMANTIC PARTNER..... 1</td> <td>GIRLFRIEND/ROMANTIC PARTNER..... 19</td> <td colspan="2"></td> </tr> <tr> <td>HUSBAND..... 2</td> <td>WIFE..... 20</td> <td colspan="2"></td> </tr> <tr> <td>EX-BOYFRIEND/ROMANTIC PARTNER/HUSBAND..... 3</td> <td>EX-GIRLFRIEND/ROMANTIC PARTNER/WIFE..... 21</td> <td colspan="2"></td> </tr> <tr> <td>FATHER..... 4</td> <td>MOTHER..... 22</td> <td colspan="2"></td> </tr> <tr> <td>STEP FATHER..... 5</td> <td>STEP MOTHER..... 23</td> <td colspan="2"></td> </tr> <tr> <td>BROTHER..... 6</td> <td>SISTER..... 24</td> <td colspan="2"></td> </tr> <tr> <td>MALE RELATIVE..... 7</td> <td>FEMALE RELATIVE..... 25</td> <td colspan="2"></td> </tr> <tr> <td>MALE CLASSMATE/SCHOOLMATE..... 8</td> <td>FEMALE CLASSMATE/SCHOOLMATE..... 26</td> <td colspan="2"></td> </tr> <tr> <td>MALE TEACHER..... 9</td> <td>FEMALE TEACHER..... 27</td> <td colspan="2"></td> </tr> <tr> <td>MALE POLICE/ SECURITY PERSON..... 10</td> <td>FEMALE POLICE/ SECURITY PERSON..... 28</td> <td colspan="2"></td> </tr> <tr> <td>MALE EMPLOYER..... 11</td> <td>FEMALE EMPLOYER..... 29</td> <td colspan="2"></td> </tr> <tr> <td>MALE NEIGHBOR..... 12</td> <td>FEMALE NEIGHBOR..... 30</td> <td colspan="2"></td> </tr> <tr> <td>MALE COMMUNITY LEADER..... 13</td> <td>FEMALE COMMUNITY LEADER..... 31</td> <td colspan="2"></td> </tr> <tr> <td>MALE RELIGIOUS LEADER..... 14</td> <td>FEMALE RELIGIOUS LEADER..... 32</td> <td colspan="2"></td> </tr> <tr> <td>MALE FRIEND..... 15</td> <td>FEMALE FRIEND..... 33</td> <td colspan="2"></td> </tr> <tr> <td>MALE STRANGER..... 16</td> <td>FEMALE STRANGER..... 34</td> <td colspan="2"></td> </tr> <tr> <td>MALE MEMBER OR ARMED FORCES..... 17</td> <td>FEMALE MEMBER OF ARMED FORCES..... 35</td> <td colspan="2"></td> </tr> <tr> <td>MALE MEMBER OF AN ILLEGAL ARMED GROUP..... 18</td> <td>FEMALE MEMBER OF AN ILLEGAL ARMED GROUP..... 36</td> <td colspan="2"></td> </tr> <tr> <td colspan="2" style="text-align: right;">DON'T KNOW..... 98</td> <td colspan="2"></td> </tr> <tr> <td colspan="2" style="text-align: right;">DECLINED..... 99</td> <td colspan="2"></td> </tr> </table>			MALE		FEMALE		BOYFRIEND/ROMANTIC PARTNER..... 1	GIRLFRIEND/ROMANTIC PARTNER..... 19			HUSBAND..... 2	WIFE..... 20			EX-BOYFRIEND/ROMANTIC PARTNER/HUSBAND..... 3	EX-GIRLFRIEND/ROMANTIC PARTNER/WIFE..... 21			FATHER..... 4	MOTHER..... 22			STEP FATHER..... 5	STEP MOTHER..... 23			BROTHER..... 6	SISTER..... 24			MALE RELATIVE..... 7	FEMALE RELATIVE..... 25			MALE CLASSMATE/SCHOOLMATE..... 8	FEMALE CLASSMATE/SCHOOLMATE..... 26			MALE TEACHER..... 9	FEMALE TEACHER..... 27			MALE POLICE/ SECURITY PERSON..... 10	FEMALE POLICE/ SECURITY PERSON..... 28			MALE EMPLOYER..... 11	FEMALE EMPLOYER..... 29			MALE NEIGHBOR..... 12	FEMALE NEIGHBOR..... 30			MALE COMMUNITY LEADER..... 13	FEMALE COMMUNITY LEADER..... 31			MALE RELIGIOUS LEADER..... 14	FEMALE RELIGIOUS LEADER..... 32			MALE FRIEND..... 15	FEMALE FRIEND..... 33			MALE STRANGER..... 16	FEMALE STRANGER..... 34			MALE MEMBER OR ARMED FORCES..... 17	FEMALE MEMBER OF ARMED FORCES..... 35			MALE MEMBER OF AN ILLEGAL ARMED GROUP..... 18	FEMALE MEMBER OF AN ILLEGAL ARMED GROUP..... 36			DON'T KNOW..... 98				DECLINED..... 99			
MALE		FEMALE																																																																																					
BOYFRIEND/ROMANTIC PARTNER..... 1	GIRLFRIEND/ROMANTIC PARTNER..... 19																																																																																						
HUSBAND..... 2	WIFE..... 20																																																																																						
EX-BOYFRIEND/ROMANTIC PARTNER/HUSBAND..... 3	EX-GIRLFRIEND/ROMANTIC PARTNER/WIFE..... 21																																																																																						
FATHER..... 4	MOTHER..... 22																																																																																						
STEP FATHER..... 5	STEP MOTHER..... 23																																																																																						
BROTHER..... 6	SISTER..... 24																																																																																						
MALE RELATIVE..... 7	FEMALE RELATIVE..... 25																																																																																						
MALE CLASSMATE/SCHOOLMATE..... 8	FEMALE CLASSMATE/SCHOOLMATE..... 26																																																																																						
MALE TEACHER..... 9	FEMALE TEACHER..... 27																																																																																						
MALE POLICE/ SECURITY PERSON..... 10	FEMALE POLICE/ SECURITY PERSON..... 28																																																																																						
MALE EMPLOYER..... 11	FEMALE EMPLOYER..... 29																																																																																						
MALE NEIGHBOR..... 12	FEMALE NEIGHBOR..... 30																																																																																						
MALE COMMUNITY LEADER..... 13	FEMALE COMMUNITY LEADER..... 31																																																																																						
MALE RELIGIOUS LEADER..... 14	FEMALE RELIGIOUS LEADER..... 32																																																																																						
MALE FRIEND..... 15	FEMALE FRIEND..... 33																																																																																						
MALE STRANGER..... 16	FEMALE STRANGER..... 34																																																																																						
MALE MEMBER OR ARMED FORCES..... 17	FEMALE MEMBER OF ARMED FORCES..... 35																																																																																						
MALE MEMBER OF AN ILLEGAL ARMED GROUP..... 18	FEMALE MEMBER OF AN ILLEGAL ARMED GROUP..... 36																																																																																						
DON'T KNOW..... 98																																																																																							
DECLINED..... 99																																																																																							

Q608	How old was this person? Please give your best guess.	YEARS OLD: <input type="text"/> <input type="text"/> DON'T KNOW 98 DECLINED 99		
Q610	Where were you when this happened to you?	MY HOME 1 PERPETRATOR'S HOME 2 SOMEONE ELSE'S HOME 3 ON A ROAD/STREET 4 MARKET/SHOP 5 SCHOOL 6 INSIDE A CAR/BUS 7 LAKE, RIVER, OTHER BODY OF WATER 8 FIELD OR OTHER NATURAL AREA 9 ALCOHOL OUTLET (E.G., RESTAURANT, BAR, DISCO, CLUB, ETC.) 10 CHURCH 11 OFFICE 12 WELCOMING CENTER/ DETENTION CENTER/ MIGRATORY STATIONS 13 OTHER 88 DON'T KNOW 98 DECLINED 99		
Q611	About what time of day did this happen?	MORNING (SUNRISE TO NOON) 1 AFTERNOON (NOON TO SUNSET) 2 EVENING (SUNSET TO MIDNIGHT) 3 LATE AT NIGHT (MIDNIGHT TO SUNRISE) 4 DON'T KNOW 98 DECLINED 99		
SKIP TO Q613				
Q612	SVIB: TOUCHING – FIRST TIME Think of the first time this happened. Did this happen to you within the past 12 months?	YES 1 NO 2 DON'T KNOW 98 DECLINED 99		
Q613	How old were you the first time anyone touched you in a sexual way without your permission but did not try to force you to have sex?	YEARS OLD: <input type="text"/> <input type="text"/> DON'T KNOW 98 DECLINED 99		Q700A OR NEXT SECT.
Q615	This first time, how many people touched you in a sexual way without your permission?	NUMBER OF PEOPLE: <input type="text"/> <input type="text"/> DON'T KNOW 98 DECLINED 99		
Of these people who touched you in a sexual way without your permission this first time, think of the person you know the best for the following questions:				
Q617	What was this person's relationship to you?	<p style="text-align: center;">MALE</p> BOYFRIEND/ROMANTIC PARTNER 1 HUSBAND 2 EX-BOYFRIEND/ROMANTIC PARTNER/HUSBAND 3 FATHER 4 STEP FATHER 5 BROTHER 6 MALE RELATIVE 7 MALE CLASSMATE/SCHOOLMATE 8 MALE TEACHER 9 MALE POLICE/ SECURITY PERSON 10 MALE EMPLOYER 11 MALE NEIGHBOR 12 MALE COMMUNITY LEADER 13 MALE RELIGIOUS LEADER 14 MALE FRIEND 15 MALE STRANGER 16 MALE MEMBER OR ARMED FORCES 17 MALE MEMBER OF AN ILLEGAL ARMED GROUP 18 DON'T KNOW 98 DECLINED 99 <p style="text-align: center;">FEMALE</p> GIRLFRIEND/ROMANTIC PARTNER 19 WIFE 20 EX-GIRLFRIEND/ROMANTIC PARTNER/WIFE 21 MOTHER 22 STEP MOTHER 23 SISTER 24 FEMALE RELATIVE 25 FEMALE CLASSMATE/SCHOOLMATE 26 FEMALE TEACHER 27 FEMALE POLICE/ SECURITY PERSON 28 FEMALE EMPLOYER 29 FEMALE NEIGHBOR 30 FEMALE COMMUNITY LEADER 31 FEMALE RELIGIOUS LEADER 32 FEMALE FRIEND 33 FEMALE STRANGER 34 FEMALE MEMBER OF ARMED FORCES 35 FEMALE MEMBER OF AN ILLEGAL ARMED GROUP 36		

Q618	How old was this person?	YEARS OLD: <input type="text"/> <input type="text"/> DON'T KNOW 98 DECLINED 99		
Q620	Where were you when this happened to you?	MY HOME 1 PERPETRATOR'S HOME 2 SOMEONE ELSE'S HOME 3 ON A ROAD/STREET 4 MARKET/SHOP 5 SCHOOL 6 INSIDE A CAR/BUS 7 LAKE, RIVER, OTHER BODY OF WATER 8 FIELD OR OTHER NATURAL AREA 9 ALCOHOL OUTLET (E.G., RESTAURANT, BAR, DISCO, CLUB, ETC.) 10 CHURCH 11 OFFICE 12 WELCOMING CENTER/ DETENTION CENTER 13 SPORTS OR RECREATIONAL AREA 14 OTHER 88 DON'T KNOW 98 DECLINED 99		
Q621	About what time of day did this happen?	MORNING (SUNRISE TO NOON) 1 AFTERNOON (NOON TO SUNSET) 2 EVENING (SUNSET TO MIDNIGHT) 3 LATE AT NIGHT (MIDNIGHT TO SUNRISE) 4 DON'T KNOW 98 DECLINED 99		

These next questions ask you about sex, by sex I mean vaginal, oral or anal sex or the insertion of an object into your anus by someone else.

Q700	A) Has a girlfriend/romantic partner, ex-girlfriend/romantic partner, wife, or ex-wife ever tried to make you have sex against your will but did not succeed? They might have tried to physically force you to have sex or they might have tried to pressure you have sex through harassment, threats and tricks.	YES	NO	DK	DTA
		1	2	98	99
	B) Has anyone else ever tried to make you have sex against your will but did not succeed?	1	2	98	99
Q800	A) Has a girlfriend/romantic partner, ex-girlfriend/romantic partner, wife, or ex-wife ever physically forced you to have sex and did succeed?	YES	NO	DK	DTA
		1	2	98	99
	B) Has anyone else ever physically forced you to have sex and did succeed?	1	2	98	99
<p>IF Q410=6 AND Q800A=2 AND Q800B=2 THEN: "EARLIER YOU TOLD ME THAT YOUR FIRST SEXUAL ENCOUNTER WAS PHYSICALLY FORCED, BUT WHEN I JUST ASKED YOU IF YOU EVER EXPERIENCED PHYSICALLY FORCED SEX YOU SAID NO. I NEED TO REVIEW THESE QUESTIONS WITH YOU TO MAKE SURE I UNDERSTAND YOUR ANSWERS CORRECTLY."</p>					
Q900	A) Has a girlfriend/romantic partner, ex-girlfriend/romantic partner, wife, or ex-wife ever pressured you to have sex and did succeed? They might have verbally pressured you to have sex, or they might have pressured you to have sex through harassment, threats and tricks.	YES	NO	DK	DTA
		1	2	98	99
	B) Has anyone else ever pressured you to have sex and did succeed?	1	2	98	99
<p>IF Q410=1/2/3/4/5 AND Q900A=2 AND Q900B=2 THEN: "EARLIER YOU TOLD ME THAT YOUR FIRST SEXUAL ENCOUNTER YOU WERE VERBALLY PERSUADED, PRESSURED, TRICKED, THREATENED, TOO DRUNK TO SAY NO, BUT WHEN I JUST ASKED YOU IF YOU EVER EXPERIENCED PRESSURED SEX YOU SAID NO. I NEED TO REVIEW THESE QUESTIONS WITH YOU TO MAKE SURE I UNDERSTAND YOUR ANSWERS CORRECTLY."</p>					
<p>IF Q700A=1 OR Q700B=1 MOVE TO Q701 IF Q700A=2/98/99 AND Q700B=2/98/99 AND Q800A=1 OR Q800B=1 MOVE TO Q801 IF Q700A=2/98/99 AND Q700B=2/98/99 AND Q800A=2/98/99 AND Q800B=2/98/99 AND Q900A=1 OR Q900B=1 MOVE TO Q901</p> <p>IF Q600=1 OR Q700A=1 OR Q700B=1 OR Q800A=1 OR Q800B=1 OR Q900A=1 OR Q900B=1 MOVE TO Q1001 (SV SERVICES) IF Q700A=2/98/99 AND Q700B=2/98/99 AND Q800A=2/98/99 AND Q800B=2/98/99 AND Q900A=2/98/99 AND Q900B=2/98/99 MOVE TO Q1100 SV PERPETRACION</p>					

Q701	SV2: ATTEMPTED SEX- LIFETIME How many times in your life has anyone tried to make you have sex against your will but did not succeed? They might have tried to physically force you to have sex or they might have tried to pressure you have sex through harassment, threats and tricks.	ONCE.....	1	→ Q712
	WRITE NUMBER IF 2 TIMES OR MORE: <input type="text"/>			
	TOO MANY TO RECALL	66		
	DON'T KNOW	98		→ Q712
	DECLINED.....	99		
Q702	SV2A: ATTEMPTED SEX – MOST RECENT Now think about the last time this happened. Did this happen to you within the past 12 months?	YES	1	
		NO	2	
		DON'T KNOW	98	
		DECLINED.....	99	
Q703	How old were you the last time this happened?	YEARS OLD: <input type="text"/>		
		DON'T KNOW	98	
		DECLINED.....	99	
Q705	This last time, how many people tried to make you have sex against your will?	NUMBER OF PEOPLE: <input type="text"/>		
		DON'T KNOW	98	
		DECLINED.....	99	
Of these people who attempted to have sex with you against your will this last time, think of the person you know the best for the following questions:				
Q707	What was this person's relationship to you?	<p>MALE</p> BOYFRIEND/ROMANTIC PARTNER..... 1 HUSBAND..... 2 EX-BOYFRIEND/ROMANTIC PARTNER/HUSBAND..... 3 FATHER..... 4 STEP FATHER..... 5 BROTHER..... 6 MALE RELATIVE..... 7 MALE CLASSMATE/SCHOOLMATE..... 8 MALE TEACHER..... 9 MALE POLICE/ SECURITY PERSON..... 10 MALE EMPLOYER..... 11 MALE NEIGHBOR..... 12 MALE COMMUNITY LEADER..... 13 MALE RELIGIOUS LEADER..... 14 MALE FRIEND..... 15 MALE STRANGER..... 16 MALE MEMBER OR ARMED FORCES..... 17 MALE MEMBER OF AN ILLEGAL ARMED GROUP..... 18 DON'T KNOW..... 98 DECLINED..... 99	<p>FEMALE</p> GIRLFRIEND/ROMANTIC PARTNER..... 19 WIFE..... 20 EX-GIRLFRIEND/ROMANTIC PARTNER/WIFE..... 21 MOTHER..... 22 STEP MOTHER..... 23 SISTER..... 24 FEMALE RELATIVE..... 25 FEMALE CLASSMATE/SCHOOLMATE..... 26 FEMALE TEACHER..... 27 FEMALE POLICE/ SECURITY PERSON..... 28 FEMALE EMPLOYER..... 29 FEMALE NEIGHBOR..... 30 FEMALE COMMUNITY LEADER..... 31 FEMALE RELIGIOUS LEADER..... 32 FEMALE FRIEND..... 33 FEMALE STRANGER..... 34 FEMALE MEMBER OF ARMED FORCES..... 35 FEMALE MEMBER OF AN ILLEGAL ARMED GROUP..... 36 DON'T KNOW..... 98 DECLINED..... 99	
Q708	How old was this person? Please give your best guess.	YEARS OLD: <input type="text"/>		
		DON'T KNOW	98	
		DECLINED.....	99	
Q710	Where were you when this happened to you?	MY HOME..... 1 PERPETRATOR'S HOME..... 2 SOMEONE ELSE'S HOME..... 3 ON A ROAD/STREET..... 4 MARKET/SHOP..... 5 SCHOOL..... 6 INSIDE A CAR/BUS..... 7 LAKE, RIVER, OTHER BODY OF WATER..... 8 FIELD OR OTHER NATURAL AREA..... 9 ALCOHOL OUTLET (E.G., RESTAURANT, BAR, DISCO, CLUB, ETC.)..... 10 CHURCH..... 11 OFFICE..... 12 WELCOMING CENTER/ DETENTION CENTER..... 13 SPORTS OR RECREATIONAL AREA..... 14		

		OTHER	88	
		DON'T KNOW	98	
		DECLINED	99	
Q711	About what time of day did this happen?	MORNING (SUNRISE TO NOON)	1	
		AFTERNOON (NOON TO SUNSET).....	2	
		EVENING (SUNSET TO MIDNIGHT).....	3	
		LATE AT NIGHT (MIDNIGHT TO SUNRISE).....	4	
		DON'T KNOW	98	
		DECLINED	99	
SKIP TO Q713				
Q712	SV2B: ATTEMPTED SEX - FIRST TIME Think of the first time this happened.	YES	1	
		NO	2	
		DON'T KNOW	98	
	Did this happen to you within the past 12 months?	DECLINED	99	
Q713	How old were you the first time anyone tried to make you have sex against your will but did not succeed?	YEARS OLD: <input type="text"/> <input type="text"/>		
		DON'T KNOW	98	
		DECLINED	99	
Q715	This first time, how many people tried to make you have sex against your will?	NUMBER OF PEOPLE: <input type="text"/> <input type="text"/>		
		DON'T KNOW	98	
		DECLINED	99	Q801 OR NEXT SECT.
Of these people who attempted to have sex with you against your will this first time, think of the person you know the best for the following questions:				
Q717	What was this person's relationship to you?			
	MALE	FEMALE		
	BOYFRIEND/ROMANTIC PARTNER	GIRLFRIEND/ROMANTIC PARTNER	19	
	HUSBAND	WIFE	20	
	EX-BOYFRIEND/ROMANTIC PARTNER?HUSBAND	EX-GIRLFRIEND/ROMANTIC PARTNER/WIFE.....	21	
	FATHER	MOTHER	22	
	STEP FATHER	STEP MOTHER.....	23	
	BROTHER.....	SISTER	24	
	MALE RELATIVE	FEMALE RELATIVE	25	
	MALE CLASSMATE/SCHOOLMATE.....	FEMALE CLASSMATE/SCHOOLMATE.....	26	
	MALE TEACHER.....	FEMALE TEACHER	27	
	MALE POLICE/ SECURITY PERSON	FEMALE POLICE/ SECURITY PERSON	28	
	MALE EMPLOYER	FEMALE EMPLOYER	29	
	MALE NEIGHBOR	FEMALE NEIGHBOR	30	
	MALE COMMUNITY LEADER	FEMALE COMMUNITY LEADER	31	
	MALE RELIGIOUS LEADER	FEMALE RELIGIOUS LEADER	32	
	MALE FRIEND.....	FEMALE FRIEND.....	33	
	MALE STRANGER	FEMALE STRANGER.....	34	
	MALE MEMBER OR ARMED FORCES	FEMALE MEMBER OF ARMED FORCES	35	
	MALE MEMBER OF AN ILLEGAL ARMED GROUP	FEMALE MEMBER OF AN ILLEGAL ARMED GROUP	36	
	DON'T KNOW		98	
	DECLINED		99	
Q718	How old was this person? Please give your best guess.	YEARS OLD: <input type="text"/> <input type="text"/>		
		DON'T KNOW	98	
		DECLINED	99	

Q720	Where were you when this happened to you?	MY HOME.....	1	
		PERPETRATOR'S HOME	2	
		SOMEONE ELSE'S HOME.....	3	
		ON A ROAD/STREET	4	
		MARKET/SHOP.....	5	
		SCHOOL.....	6	
		INSIDE A CAR/BUS.....	7	
		LAKE, RIVER, OTHER BODY OF WATER	8	
		FIELD OR OTHER NATURAL AREA.....	9	
		ALCOHOL OUTLET (E.G., RESTAURANT, BAR, DISCO, CLUB, ETC.).....	10	
		CHURCH	11	
		OFFICE	12	
		WELCOMING CENTER/ DETENTION CENTER	13	
		SPORTS OR RECREATIONAL AREA	14	
		OTHER	88	
		DON'T KNOW	98	
		DECLINED	99	
Q721	About what time of day did this happen?	MORNING (SUNRISE TO NOON)	1	
		AFTERNOON (NOON TO SUNSET).....	2	
		EVENING (SUNSET TO MIDNIGHT).....	3	
		LATE AT NIGHT (MIDNIGHT TO SUNRISE).....	4	
		DON'T KNOW	98	
		DECLINED	99	
REFER TO Q800A, Q800B AND Q900A, Q900B FOR ROUTING TO NEXT SECTION IF Q800A=1 OR Q800B=1 MOVE TO Q801 IF Q800A=2/98/99 AND Q800B=2/98/99 AND (Q900A=1 OR Q900B=1) MOVE TO Q901 ELSE MOVE TO Q1001 (SV SERVICES)				

Q801	SV3: PHYSICALLY FORCED SEX- LIFETIME How many times in your life have you been physically forced to have sex?	ONCE..... 1 → Q815 WRITE NUMBER IF 2 TIMES OR MORE: <input type="text"/> <input type="text"/> TOO MANY TO RECALL 66 DON'T KNOW 98 DECLINED..... 99 → Q815																																																																																					
Q802	SV3A: PHYSICALLY FORCED SEX – MOST RECENT Now think about the last time this happened. Did this happen to you within the past 12 months?	YES 1 NO..... 2 DON'T KNOW 98 DECLINED..... 99																																																																																					
Q803	How old were you the last time this happened?	YEARS OLD: <input type="text"/> <input type="text"/> DON'T KNOW 98 DECLINED..... 99																																																																																					
Q805	This last time, how many people physically forced you to have sex?	NUMBER OF PEOPLE: <input type="text"/> <input type="text"/> DON'T KNOW 98 DECLINED..... 99																																																																																					
Of these people who physically forced you to have sex this last time, think of the person you know best for the following questions:																																																																																							
Q807	What was this person's relationship to you?	<table border="0"> <tr> <td colspan="2" style="text-align:center">MALE</td> <td colspan="2" style="text-align:center">FEMALE</td> </tr> <tr> <td>BOYFRIEND/ROMANTIC PARTNER.....</td> <td>1</td> <td>GIRLFRIEND/ROMANTIC PARTNER</td> <td>19</td> </tr> <tr> <td>HUSBAND.....</td> <td>2</td> <td>WIFE.....</td> <td>20</td> </tr> <tr> <td>EX-BOYFRIEND/ROMANTIC PARTNER?HUSBAND.....</td> <td>3</td> <td>EX-GIRLFRIEND/ROMANTIC PARTNER/WIFE.....</td> <td>21</td> </tr> <tr> <td>FATHER.....</td> <td>4</td> <td>MOTHER.....</td> <td>22</td> </tr> <tr> <td>STEP FATHER.....</td> <td>5</td> <td>STEP MOTHER.....</td> <td>23</td> </tr> <tr> <td>BROTHER.....</td> <td>6</td> <td>SISTER.....</td> <td>24</td> </tr> <tr> <td>MALE RELATIVE.....</td> <td>7</td> <td>FEMALE RELATIVE.....</td> <td>25</td> </tr> <tr> <td>MALE CLASSMATE/SCHOOLMATE.....</td> <td>8</td> <td>FEMALE CLASSMATE/SCHOOLMATE.....</td> <td>26</td> </tr> <tr> <td>MALE TEACHER.....</td> <td>9</td> <td>FEMALE TEACHER.....</td> <td>27</td> </tr> <tr> <td>MALE POLICE/ SECURITY PERSON.....</td> <td>10</td> <td>FEMALE POLICE/ SECURITY PERSON.....</td> <td>28</td> </tr> <tr> <td>MALE EMPLOYER.....</td> <td>11</td> <td>FEMALE EMPLOYER.....</td> <td>29</td> </tr> <tr> <td>MALE NEIGHBOR.....</td> <td>12</td> <td>FEMALE NEIGHBOR.....</td> <td>30</td> </tr> <tr> <td>MALE COMMUNITY LEADER.....</td> <td>13</td> <td>FEMALE COMMUNITY LEADER.....</td> <td>31</td> </tr> <tr> <td>MALE RELIGIOUS LEADER.....</td> <td>14</td> <td>FEMALE RELIGIOUS LEADER.....</td> <td>32</td> </tr> <tr> <td>MALE FRIEND.....</td> <td>15</td> <td>FEMALE FRIEND.....</td> <td>33</td> </tr> <tr> <td>MALE STRANGER.....</td> <td>16</td> <td>FEMALE STRANGER.....</td> <td>34</td> </tr> <tr> <td>MALE MEMBER OR ARMED FORCES.....</td> <td>17</td> <td>FEMALE MEMBER OF ARMED FORCES.....</td> <td>35</td> </tr> <tr> <td>MALE MEMBER OF AN ILLEGAL ARMED GROUP.....</td> <td>18</td> <td>FEMALE MEMBER OF AN ILLEGAL ARMED GROUP.....</td> <td>36</td> </tr> <tr> <td colspan="2" style="text-align:right">DON'T KNOW.....</td> <td colspan="2" style="text-align:right">98</td> </tr> <tr> <td colspan="2" style="text-align:right">DECLINED.....</td> <td colspan="2" style="text-align:right">99</td> </tr> </table>	MALE		FEMALE		BOYFRIEND/ROMANTIC PARTNER.....	1	GIRLFRIEND/ROMANTIC PARTNER	19	HUSBAND.....	2	WIFE.....	20	EX-BOYFRIEND/ROMANTIC PARTNER?HUSBAND.....	3	EX-GIRLFRIEND/ROMANTIC PARTNER/WIFE.....	21	FATHER.....	4	MOTHER.....	22	STEP FATHER.....	5	STEP MOTHER.....	23	BROTHER.....	6	SISTER.....	24	MALE RELATIVE.....	7	FEMALE RELATIVE.....	25	MALE CLASSMATE/SCHOOLMATE.....	8	FEMALE CLASSMATE/SCHOOLMATE.....	26	MALE TEACHER.....	9	FEMALE TEACHER.....	27	MALE POLICE/ SECURITY PERSON.....	10	FEMALE POLICE/ SECURITY PERSON.....	28	MALE EMPLOYER.....	11	FEMALE EMPLOYER.....	29	MALE NEIGHBOR.....	12	FEMALE NEIGHBOR.....	30	MALE COMMUNITY LEADER.....	13	FEMALE COMMUNITY LEADER.....	31	MALE RELIGIOUS LEADER.....	14	FEMALE RELIGIOUS LEADER.....	32	MALE FRIEND.....	15	FEMALE FRIEND.....	33	MALE STRANGER.....	16	FEMALE STRANGER.....	34	MALE MEMBER OR ARMED FORCES.....	17	FEMALE MEMBER OF ARMED FORCES.....	35	MALE MEMBER OF AN ILLEGAL ARMED GROUP.....	18	FEMALE MEMBER OF AN ILLEGAL ARMED GROUP.....	36	DON'T KNOW.....		98		DECLINED.....		99		
MALE		FEMALE																																																																																					
BOYFRIEND/ROMANTIC PARTNER.....	1	GIRLFRIEND/ROMANTIC PARTNER	19																																																																																				
HUSBAND.....	2	WIFE.....	20																																																																																				
EX-BOYFRIEND/ROMANTIC PARTNER?HUSBAND.....	3	EX-GIRLFRIEND/ROMANTIC PARTNER/WIFE.....	21																																																																																				
FATHER.....	4	MOTHER.....	22																																																																																				
STEP FATHER.....	5	STEP MOTHER.....	23																																																																																				
BROTHER.....	6	SISTER.....	24																																																																																				
MALE RELATIVE.....	7	FEMALE RELATIVE.....	25																																																																																				
MALE CLASSMATE/SCHOOLMATE.....	8	FEMALE CLASSMATE/SCHOOLMATE.....	26																																																																																				
MALE TEACHER.....	9	FEMALE TEACHER.....	27																																																																																				
MALE POLICE/ SECURITY PERSON.....	10	FEMALE POLICE/ SECURITY PERSON.....	28																																																																																				
MALE EMPLOYER.....	11	FEMALE EMPLOYER.....	29																																																																																				
MALE NEIGHBOR.....	12	FEMALE NEIGHBOR.....	30																																																																																				
MALE COMMUNITY LEADER.....	13	FEMALE COMMUNITY LEADER.....	31																																																																																				
MALE RELIGIOUS LEADER.....	14	FEMALE RELIGIOUS LEADER.....	32																																																																																				
MALE FRIEND.....	15	FEMALE FRIEND.....	33																																																																																				
MALE STRANGER.....	16	FEMALE STRANGER.....	34																																																																																				
MALE MEMBER OR ARMED FORCES.....	17	FEMALE MEMBER OF ARMED FORCES.....	35																																																																																				
MALE MEMBER OF AN ILLEGAL ARMED GROUP.....	18	FEMALE MEMBER OF AN ILLEGAL ARMED GROUP.....	36																																																																																				
DON'T KNOW.....		98																																																																																					
DECLINED.....		99																																																																																					
Q808	How old was this person? Please give your best guess.	YEARS OLD: <input type="text"/> <input type="text"/> DON'T KNOW 98 DECLINED..... 99																																																																																					
Q810	Did the person who did this to you this last time use a weapon such as a gun, knife or machete?	YES 1 NO 2 DON'T KNOW 98 DECLINED..... 99																																																																																					
Q811	Where were you when this happened to you?	MY HOME..... 1 PERPETRATOR'S HOME..... 2 SOMEONE ELSE'S HOME..... 3 ON A ROAD/STREET..... 4 MARKET/SHOP..... 5 SCHOOL..... 6 INSIDE A CAR/BUS..... 7 LAKE, RIVER, OTHER BODY OF WATER..... 8 FIELD OR OTHER NATURAL AREA..... 9 ALCOHOL OUTLET (E.G., RESTAURANT, BAR, DISCO, CLUB, ETC.)..... 10 CHURCH..... 11 OFFICE..... 12																																																																																					

		WELCOMING CENTER/ DETENTION CENTER..... 13 SPORTS OR RECREATIONAL AREA..... 14 OTHER..... 88 DON'T KNOW..... 98 DECLINED..... 99																																																																																					
Q812	About what time of day did this happen?	MORNING (SUNRISE TO NOON)..... 1 AFTERNOON (NOON TO SUNSET)..... 2 EVENING (SUNSET TO MIDNIGHT)..... 3 LATE AT NIGHT (MIDNIGHT TO SUNRISE). DON'T KNOW..... 98 DECLINED..... 99																																																																																					
SKIP TO Q816																																																																																							
Q815	SV3B: PHYSICALLY FORCED SEX – FIRST TIME Think of the first time this happened. Did this happen to you within the past 12 months?	YES 1 NO 2 DON'T KNOW 98 DECLINED..... 99																																																																																					
Q816	How old were you the first time anyone physically forced you to have sex?	YEARS OLD: <input type="text"/> <input type="text"/> DON'T KNOW 98 DECLINED..... 99 → Q901 OR NEXT SECT.																																																																																					
Q818	This first time, how many people physically forced you to have sex?	NUMBER OF PEOPLE: <input type="text"/> <input type="text"/> DON'T KNOW 98 DECLINED..... 99																																																																																					
Of these people who physically forced you to have sex the first time, think of the person you know best for the following questions:																																																																																							
Q820	What was this person's relationship to you?	<table border="0"> <tr> <td colspan="2" style="text-align:center">MALE</td> <td colspan="2" style="text-align:center">FEMALE</td> </tr> <tr> <td>BOYFRIEND/ROMANTIC PARTNER.....</td> <td>1</td> <td>GIRLFRIEND/ROMANTIC PARTNER</td> <td>19</td> </tr> <tr> <td>HUSBAND.....</td> <td>2</td> <td>WIFE.....</td> <td>20</td> </tr> <tr> <td>EX-BOYFRIEND/ROMANTIC PARTNER?HUSBAND.....</td> <td>3</td> <td>EX-GIRLFRIEND/ROMANTIC PARTNER/WIFE.....</td> <td>21</td> </tr> <tr> <td>FATHER.....</td> <td>4</td> <td>MOTHER.....</td> <td>22</td> </tr> <tr> <td>STEP FATHER.....</td> <td>5</td> <td>STEP MOTHER.....</td> <td>23</td> </tr> <tr> <td>BROTHER.....</td> <td>6</td> <td>SISTER.....</td> <td>24</td> </tr> <tr> <td>MALE RELATIVE.....</td> <td>7</td> <td>FEMALE RELATIVE.....</td> <td>25</td> </tr> <tr> <td>MALE CLASSMATE/SCHOOLMATE.....</td> <td>8</td> <td>FEMALE CLASSMATE/SCHOOLMATE.....</td> <td>26</td> </tr> <tr> <td>MALE TEACHER.....</td> <td>9</td> <td>FEMALE TEACHER.....</td> <td>27</td> </tr> <tr> <td>MALE POLICE/ SECURITY PERSON.....</td> <td>10</td> <td>FEMALE POLICE/ SECURITY PERSON.....</td> <td>28</td> </tr> <tr> <td>MALE EMPLOYER.....</td> <td>11</td> <td>FEMALE EMPLOYER.....</td> <td>29</td> </tr> <tr> <td>MALE NEIGHBOR.....</td> <td>12</td> <td>FEMALE NEIGHBOR.....</td> <td>30</td> </tr> <tr> <td>MALE COMMUNITY LEADER.....</td> <td>13</td> <td>FEMALE COMMUNITY LEADER.....</td> <td>31</td> </tr> <tr> <td>MALE RELIGIOUS LEADER.....</td> <td>14</td> <td>FEMALE RELIGIOUS LEADER.....</td> <td>32</td> </tr> <tr> <td>MALE FRIEND.....</td> <td>15</td> <td>FEMALE FRIEND.....</td> <td>33</td> </tr> <tr> <td>MALE STRANGER.....</td> <td>16</td> <td>FEMALE STRANGER.....</td> <td>34</td> </tr> <tr> <td>MALE MEMBER OR ARMED FORCES.....</td> <td>17</td> <td>FEMALE MEMBER OF ARMED FORCES.....</td> <td>35</td> </tr> <tr> <td>MALE MEMBER OF AN ILLEGAL ARMED GROUP.....</td> <td>18</td> <td>FEMALE MEMBER OF AN ILLEGAL ARMED GROUP.....</td> <td>36</td> </tr> <tr> <td colspan="2" style="text-align:right">DON'T KNOW.....</td> <td colspan="2" style="text-align:right">98</td> </tr> <tr> <td colspan="2" style="text-align:right">DECLINED.....</td> <td colspan="2" style="text-align:right">99</td> </tr> </table>	MALE		FEMALE		BOYFRIEND/ROMANTIC PARTNER.....	1	GIRLFRIEND/ROMANTIC PARTNER	19	HUSBAND.....	2	WIFE.....	20	EX-BOYFRIEND/ROMANTIC PARTNER?HUSBAND.....	3	EX-GIRLFRIEND/ROMANTIC PARTNER/WIFE.....	21	FATHER.....	4	MOTHER.....	22	STEP FATHER.....	5	STEP MOTHER.....	23	BROTHER.....	6	SISTER.....	24	MALE RELATIVE.....	7	FEMALE RELATIVE.....	25	MALE CLASSMATE/SCHOOLMATE.....	8	FEMALE CLASSMATE/SCHOOLMATE.....	26	MALE TEACHER.....	9	FEMALE TEACHER.....	27	MALE POLICE/ SECURITY PERSON.....	10	FEMALE POLICE/ SECURITY PERSON.....	28	MALE EMPLOYER.....	11	FEMALE EMPLOYER.....	29	MALE NEIGHBOR.....	12	FEMALE NEIGHBOR.....	30	MALE COMMUNITY LEADER.....	13	FEMALE COMMUNITY LEADER.....	31	MALE RELIGIOUS LEADER.....	14	FEMALE RELIGIOUS LEADER.....	32	MALE FRIEND.....	15	FEMALE FRIEND.....	33	MALE STRANGER.....	16	FEMALE STRANGER.....	34	MALE MEMBER OR ARMED FORCES.....	17	FEMALE MEMBER OF ARMED FORCES.....	35	MALE MEMBER OF AN ILLEGAL ARMED GROUP.....	18	FEMALE MEMBER OF AN ILLEGAL ARMED GROUP.....	36	DON'T KNOW.....		98		DECLINED.....		99		
MALE		FEMALE																																																																																					
BOYFRIEND/ROMANTIC PARTNER.....	1	GIRLFRIEND/ROMANTIC PARTNER	19																																																																																				
HUSBAND.....	2	WIFE.....	20																																																																																				
EX-BOYFRIEND/ROMANTIC PARTNER?HUSBAND.....	3	EX-GIRLFRIEND/ROMANTIC PARTNER/WIFE.....	21																																																																																				
FATHER.....	4	MOTHER.....	22																																																																																				
STEP FATHER.....	5	STEP MOTHER.....	23																																																																																				
BROTHER.....	6	SISTER.....	24																																																																																				
MALE RELATIVE.....	7	FEMALE RELATIVE.....	25																																																																																				
MALE CLASSMATE/SCHOOLMATE.....	8	FEMALE CLASSMATE/SCHOOLMATE.....	26																																																																																				
MALE TEACHER.....	9	FEMALE TEACHER.....	27																																																																																				
MALE POLICE/ SECURITY PERSON.....	10	FEMALE POLICE/ SECURITY PERSON.....	28																																																																																				
MALE EMPLOYER.....	11	FEMALE EMPLOYER.....	29																																																																																				
MALE NEIGHBOR.....	12	FEMALE NEIGHBOR.....	30																																																																																				
MALE COMMUNITY LEADER.....	13	FEMALE COMMUNITY LEADER.....	31																																																																																				
MALE RELIGIOUS LEADER.....	14	FEMALE RELIGIOUS LEADER.....	32																																																																																				
MALE FRIEND.....	15	FEMALE FRIEND.....	33																																																																																				
MALE STRANGER.....	16	FEMALE STRANGER.....	34																																																																																				
MALE MEMBER OR ARMED FORCES.....	17	FEMALE MEMBER OF ARMED FORCES.....	35																																																																																				
MALE MEMBER OF AN ILLEGAL ARMED GROUP.....	18	FEMALE MEMBER OF AN ILLEGAL ARMED GROUP.....	36																																																																																				
DON'T KNOW.....		98																																																																																					
DECLINED.....		99																																																																																					
Q821	How old was this person? Please give your best guess.	YEARS OLD: <input type="text"/> <input type="text"/> DON'T KNOW 98 DECLINED..... 99																																																																																					
Q823	Did the person who did this to you the first time use a weapon such as a gun, knife or machete?	YES 1 NO 2 DON'T KNOW 98 DECLINED..... 99																																																																																					

Q824	Where were you when this happened to you?	MY HOME.....	1	
		PERPETRATOR'S HOME	2	
		SOMEONE ELSE'S HOME.....	3	
		ON A ROAD/STREET	4	
		MARKET/SHOP.....	5	
		SCHOOL.....	6	
		INSIDE A CAR/BUS.....	7	
		LAKE, RIVER, OTHER BODY OF WATER	8	
		FIELD OR OTHER NATURAL AREA.....	9	
		ALCOHOL OUTLET (E.G., RESTAURANT, BAR, DISCO, CLUB, ETC.).....	10	
		CHURCH	11	
		OFFICE.....	12	
		WELCOMING CENTER/ DETENTION CENTER	13	
		SPORTS OR RECREATIONAL AREA	14	
OTHER	88			
DON'T KNOW	98			
DECLINED.....	99			
Q825	About what time of day did this happen?	MORNING (SUNRISE TO NOON)	1	
		AFTERNOON (NOON TO SUNSET).....	2	
		EVENING (SUNSET TO MIDNIGHT).....	3	
		LATE AT NIGHT (MIDNIGHT TO SUNRISE).....	4	
		DON'T KNOW	98	
DECLINED.....	99			
REFER TO Q900A AND Q900B FOR ROUTING TO NEXT SECTION: IF Q900A=1 OR Q901B=1 MOVE TO Q901 ELSE MOVE TO Q1001 (SV SERVICES)				

Q901	SV4: PRESSURED SEX- LIFETIME How many times in your life has someone pressured you to have sex through harassment, threats or tricks and did succeed?	ONCE.....	1	→ Q914
		WRITE NUMBER IF 2 TIMES OR MORE: <input type="text"/> <input type="text"/>		
		TOO MANY TO RECALL	66	
		DON'T KNOW	98	
DECLINED.....	99	→ Q914		
Q902	SV4A: PRESSURED INTO SEX – MOST RECENT Now think about the last time this happened. Did this happen to you within the past 12 months?	YES	1	
		NO	2	
		DON'T KNOW	98	
		DECLINED.....	99	
Q903	How old were you the last time this happened?	YEARS OLD: <input type="text"/> <input type="text"/>		
		DON'T KNOW	98	
		DECLINED.....	99	
Q905	This last time, how many people pressured you to have sex?	NUMBER OF PEOPLE: <input type="text"/> <input type="text"/>		
		DON'T KNOW	98	
		DECLINED.....	99	

		Of the people who pressured you to have to have sex when you did not want to this last time, think of the person you know best for the following questions:	
Q907	What was this person's relationship to you?	MALE	
		BOYFRIEND/ROMANTIC PARTNER.....	1
		HUSBAND.....	2
		EX-BOYFRIEND/ROMANTIC PARTNER/HUSBAND	3
		FATHER.....	4
		STEP FATHER	5
		BROTHER.....	6
		MALE RELATIVE	7
		MALE CLASSMATE/SCHOOLMATE.....	8
		MALE TEACHER	9
		MALE POLICE/ SECURITY PERSON.....	10
		MALE EMPLOYER	11
		MALE NEIGHBOR	12
		MALE COMMUNITY LEADER.....	13
		MALE RELIGIOUS LEADER.....	14
		MALE FRIEND	15
		MALE STRANGER.....	16
		MALE MEMBER OR ARMED FORCES	17
MALE MEMBER OF AN ILLEGAL ARMED GROUP	18		
		FEMALE	
		GIRLFRIEND/ROMANTIC PARTNER	19
		WIFE.....	20
		EX-GIRLFRIEND/ROMANTIC PARTNER/WIFE.....	21
		MOTHER	22
		STEP MOTHER.....	23
		SISTER	24
		FEMALE RELATIVE	25
		FEMALE CLASSMATE/SCHOOLMATE.....	26
		FEMALE TEACHER	27
		FEMALE POLICE/ SECURITY PERSON.....	28
		FEMALE EMPLOYER	29
		FEMALE NEIGHBOR	30
		FEMALE COMMUNITY LEADER.....	31
		FEMALE RELIGIOUS LEADER.....	32
		FEMALE FRIEND	33
		FEMALE STRANGER.....	34
		FEMALE MEMBER OF ARMED FORCES.....	35
		FEMALE MEMBER OF AN ILLEGAL ARMED GROUP	36
		DON'T KNOW	98
		DECLINED.....	99
Q908	How old was this person? Please give your best guess.	YEARS OLD: <input type="text"/> <input type="text"/>	
		DON'T KNOW	98
DECLINED.....	99		
Q910	Where were you when this happened to you?	MY HOME	1
		PERPETRATOR'S HOME	2
		SOMEONE ELSE'S HOME	3
		ON A ROAD/STREET	4
		MARKET/SHOP	5
		SCHOOL.....	6
		INSIDE A CAR/BUS.....	7
		LAKE, RIVER, OTHER BODY OF WATER	8
		FIELD OR OTHER NATURAL AREA	9
		ALCOHOL OUTLET (E.G., RESTAURANT, BAR, DISCO, CLUB, ETC.).....	10
		CHURCH	11
		OFFICE.....	12
		WELCOMING CENTER/ DETENTION CENTER.....	13
		SPORTS OR RECREATIONAL AREA	14
OTHER	88		
DON'T KNOW	98		
DECLINED.....	99		
Q911	About what time of day did this happen?	MORNING (SUNRISE TO NOON)	1
		AFTERNOON (NOON TO SUNSET).....	2
		EVENING (SUNSET TO MIDNIGHT).....	3
		LATE AT NIGHT (MIDNIGHT TO SUNRISE).....	4
		DON'T KNOW	98
		DECLINED.....	99
SKIP TO Q915			

Q914	SV4B: PRESSURED INTO SEX – FIRST TIME Did this happen to you within the past 12 months?	YES 1 NO 2 DON'T KNOW 98 DECLINED 99	
Q915	How old were you the first time anyone pressured you to have sex through harassment, threats and tricks and did succeed?	YEARS OLD: <input type="text"/> <input type="text"/> DON'T KNOW 98 DECLINED 99	Q928 OR NEXT SECT.
Q917	This first time , how many people pressured you to have sex?	NUMBER OF PEOPLE: <input type="text"/> <input type="text"/> DON'T KNOW 98 DECLINED 99	
Of these people who pressured you to have sex this first time , think of the person you know best for the following questions:			
Q919	What was this person's relationship to you? MALE BOYFRIEND/ROMANTIC PARTNER 1 HUSBAND 2 EX-BOYFRIEND/ROMANTIC PARTNER/HUSBAND 3 FATHER 4 STEP FATHER 5 BROTHER 6 MALE RELATIVE 7 MALE CLASSMATE/SCHOOLMATE 8 MALE TEACHER 9 MALE POLICE/ SECURITY PERSON 10 MALE EMPLOYER 11 MALE NEIGHBOR 12 MALE COMMUNITY LEADER 13 MALE RELIGIOUS LEADER 14 MALE FRIEND 15 MALE STRANGER 16 MALE MEMBER OR ARMED FORCES 17 MALE MEMBER OF AN ILLEGAL ARMED GROUP 18 DON'T KNOW 98 DECLINED 99	FEMALE GIRLFRIEND/ROMANTIC PARTNER 19 WIFE 20 EX-GIRLFRIEND/ROMANTIC PARTNER/WIFE 21 MOTHER 22 STEP MOTHER 23 SISTER 24 FEMALE RELATIVE 25 FEMALE CLASSMATE/SCHOOLMATE 26 FEMALE TEACHER 27 FEMALE POLICE/ SECURITY PERSON 28 FEMALE EMPLOYER 29 FEMALE NEIGHBOR 30 FEMALE COMMUNITY LEADER 31 FEMALE RELIGIOUS LEADER 32 FEMALE FRIEND 33 FEMALE STRANGER 34 FEMALE MEMBER OF ARMED FORCES 35 FEMALE MEMBER OF AN ILLEGAL ARMED GROUP 36 DON'T KNOW 98 DECLINED 99	
Q920	How old was this person? Please give your best guess.	YEARS OLD: <input type="text"/> <input type="text"/> DON'T KNOW 98 DECLINED 99	
Q922	Where were you when this happened to you?	MY HOME 1 PERPETRATOR'S HOME 2 SOMEONE ELSE'S HOME 3 ON A ROAD/STREET 4 MARKET/SHOP 5 SCHOOL 6 INSIDE A CAR/BUS 7 LAKE, RIVER, OTHER BODY OF WATER 8 FIELD OR OTHER NATURAL AREA 9 ALCOHOL OUTLET (E.G., RESTAURANT, BAR, DISCO, CLUB, ETC.) 10 CHURCH 11 OFFICE 12 WELCOMING CENTER/ DETENTION CENTER 13 SPORTS OR RECREATIONAL AREA 14 OTHER 88 DON'T KNOW 98 DECLINED 99	
Q923	About what time of day did this happen?	MORNING (SUNRISE TO NOON) 1 AFTERNOON (NOON TO SUNSET) 2 EVENING (SUNSET TO MIDNIGHT) 3 LATE AT NIGHT (MIDNIGHT TO SUNRISE) 4 DON'T KNOW 98 DECLINED 99	

Q928	COMMUNITY VIOLENCE: Thinking about all of these sexual experiences that you didn't want, was the person/people who did this to you involved in community violence?	YES 1 NO 2 DON'T KNOW 98 DECLINED 99																																																								
Q929	During any of these times when someone did it to you, was that person drinking alcohol or using drugs?	YES 1 NO 2 DON'T KNOW 98 DECLINED 99																																																								
IF Q3=1 (EVER ATTENDED TO SCHOOL) GO TO Q1001 IF Q3=2/98/99 (NEVER ATTENDED TO SCHOOL) GO TO Q1002																																																										
Q1001	SV SERVICES Thinking about all your unwanted sexual experiences, did you ever have to miss school because of what happened?	YES 1 NO 2 DON'T KNOW 98 DECLINED 99																																																								
Q1002	Thinking about all your unwanted sexual experiences, did you know a hospital/clinic, police station, family commissariat, people's court, attorney, justice houses, Family Welfare (ICBF), helpline, social welfare, or legal office to go for help?	YES 1 NO 2 DON'T KNOW 98 DECLINED 99	Q1007																																																							
Q1003	Did you try to seek help from any of these places for any of these experiences?	YES 1 NO 2 DON'T KNOW 98 DECLINED 99	Q1005																																																							
Q1004	What was the main reason you did not try to seek help from a hospital/clinic, police station, family commissariat, people's court, attorney, justice houses, Family Welfare (ICBF), helpline, social welfare or legal office?	AFRAID OF GETTING IN TROUBLE 1 DO NOT TRUST INSTITUTIONS 2 DON'T KNOW WHAT THE PROCESS IS 3 EMBARRASSED FOR SELF/FAMILY 4 COULD NOT AFFORD SERVICES 5 DEPENDENT ON PERPETRATOR 6 PERPETRATOR THREATENED ME 7 FAMILY PRESSURE 8 DID NOT THINK IT WAS A PROBLEM 9 FELT IT WAS MY FAULT 10 AFRAID OF BEING ABANDONED 11 DID NOT NEED/WANT SERVICES 12 AFRAID OF COMMUNITY VIOLENCE 13 SERVICES TOO FAR AWAY 14 DON'T KNOW 98 DECLINED 99																																																								
SKIP TO Q1007																																																										
Q1005	Did you receive any help for any of these experiences from a hospital/clinic, police station, family commissariat, people's court, attorney, justice houses, Family Welfare (ICBF), helpline, social welfare or legal office?	YES 1 NO 2 DON'T KNOW 98 DECLINED 99	Q1007																																																							
Q1006	Did you receive help from: A) A doctor, nurse or other healthcare worker? B) Police or other security personnel? C) A lawyer, judge/magistrate or other legal professional, other than police? D) A social worker or counselor? E) A helpline? incl. phone/internet/website F) Family commissariat G) A member of the D.A. H) A teacher I) A Family defender J) A Police inspector	<table border="1"> <thead> <tr> <th></th> <th>YES</th> <th>NO</th> <th>DK</th> <th>DTA</th> </tr> </thead> <tbody> <tr> <td>A) A DOCTOR, NURSE OR OTHER HEALTHCARE WORKER?</td> <td>1</td> <td>2</td> <td>98</td> <td>99</td> </tr> <tr> <td>B) POLICE OR OTHER SECURITY PERSONNEL?</td> <td>1</td> <td>2</td> <td>98</td> <td>99</td> </tr> <tr> <td>C) A LAWYER, JUDGE/MAGISTRATE OR OTHER LEGAL PROFESSIONAL, OTHER THAN POLICE?</td> <td>1</td> <td>2</td> <td>98</td> <td>99</td> </tr> <tr> <td>D) A SOCIAL WORKER OR COUNSELOR?</td> <td>1</td> <td>2</td> <td>98</td> <td>99</td> </tr> <tr> <td>E) A HELPLINE?</td> <td>1</td> <td>2</td> <td>98</td> <td>99</td> </tr> <tr> <td>F) FAMILY COMMISSARIAT</td> <td>1</td> <td>2</td> <td>98</td> <td>99</td> </tr> <tr> <td>G) MEMBER OF THE D.A.</td> <td>1</td> <td>2</td> <td>98</td> <td>99</td> </tr> <tr> <td>H) TEACHER</td> <td>1</td> <td>2</td> <td>98</td> <td>99</td> </tr> <tr> <td>I) FAMILY DEFENDER</td> <td>1</td> <td>2</td> <td>98</td> <td>99</td> </tr> <tr> <td>J) POLICE INSPECTOR</td> <td>1</td> <td>2</td> <td>98</td> <td>99</td> </tr> </tbody> </table>		YES	NO	DK	DTA	A) A DOCTOR, NURSE OR OTHER HEALTHCARE WORKER?	1	2	98	99	B) POLICE OR OTHER SECURITY PERSONNEL?	1	2	98	99	C) A LAWYER, JUDGE/MAGISTRATE OR OTHER LEGAL PROFESSIONAL, OTHER THAN POLICE?	1	2	98	99	D) A SOCIAL WORKER OR COUNSELOR?	1	2	98	99	E) A HELPLINE?	1	2	98	99	F) FAMILY COMMISSARIAT	1	2	98	99	G) MEMBER OF THE D.A.	1	2	98	99	H) TEACHER	1	2	98	99	I) FAMILY DEFENDER	1	2	98	99	J) POLICE INSPECTOR	1	2	98	99	
	YES	NO	DK	DTA																																																						
A) A DOCTOR, NURSE OR OTHER HEALTHCARE WORKER?	1	2	98	99																																																						
B) POLICE OR OTHER SECURITY PERSONNEL?	1	2	98	99																																																						
C) A LAWYER, JUDGE/MAGISTRATE OR OTHER LEGAL PROFESSIONAL, OTHER THAN POLICE?	1	2	98	99																																																						
D) A SOCIAL WORKER OR COUNSELOR?	1	2	98	99																																																						
E) A HELPLINE?	1	2	98	99																																																						
F) FAMILY COMMISSARIAT	1	2	98	99																																																						
G) MEMBER OF THE D.A.	1	2	98	99																																																						
H) TEACHER	1	2	98	99																																																						
I) FAMILY DEFENDER	1	2	98	99																																																						
J) POLICE INSPECTOR	1	2	98	99																																																						
Q1007	Did you tell anyone about any of these experiences?	YES 1 NO 2 DON'T KNOW 98 DECLINED 99	Q1009																																																							

Q1008	Who did you tell? <i>(Choose all responses that apply)</i>		
	MOTHER..... A	NEIGHBOR..... I	
	FATHER..... B	TRADITIONAL HEALER..... J	
	SISTER..... C	NGO WORKER..... K	
	BROTHER..... D	TEACHER..... L	
	OTHER RELATIVE..... E	EMPLOYER..... M	
	WIFE..... F	COMMUNITY LEADER..... N	
	GIRLFRIEND/ROMANTIC PARTNER..... G	RELIGIOUS LEADER..... O	
	FRIEND..... H		
	DON'T KNOW..... Y		
	DECLINED..... Z		

SKIP TO Q1100			
Q1009	What was the main reason you did not tell anyone?		
	DID NOT KNOW WHO TO GO TO..... 1		
	AFRAID OF BEING RE-VICTIMIZED..... 2		
	LACK OF TRUST IN INSTITUTIONS..... 3		
	AFRAID OF GETTING IN TROUBLE..... 4		
	EMBARRASSED FOR SELF/FAMILY..... 5		
	DEPENDENT ON PERPETRATOR..... 6		
	PERPETRATOR THREATENED ME..... 7		
	DID NOT THINK IT WAS A PROBLEM..... 8		
	FELT IT WAS MY FAULT..... 9		
	AFRAID OF BEING ABANDONED..... 10		
	DID NOT NEED/WANT TO TELL ANYONE..... 11		
	FEAR NOT TO BE TAKEN SERIOUSLY..... 12		
	NO SERVICES AVAILABLE..... 13		
	DON'T KNOW..... 98		
	DECLINED..... 99		

IF Q50=2/98/99 (NEVER MARRIED/) AND Q55=2/98/99 (NEVER LIVED W/ SOMEONE AS MARRIED) AND Q58=2/98/99 (NEVER PARTNER) GO TO Q1101

IF Q50=1 (EVER MARRIED) OR Q55=1 (EVER LIVED W/ SOMEONE AS MARRIED) OR Q58=1 (EVER PARTNER) CONTINUE WITH Q1100

Q1100	SV PERPETRATION Have you ever forced a girlfriend/romantic partner, ex-girlfriend/romantic partner, wife, or ex-wife to have sex with you when they did not want to?	YES..... 1 NO..... 2 DON'T KNOW..... 98 DECLINED..... 99	→ Q1101
Q1100A	The last time you forced a girlfriend/romantic partner, ex-girlfriend/romantic partner, wife, or ex-wife to have sex with you when they didn't want to, were you drinking alcohol? None of the time, some of the time, most of the time, all of the time?	NONE OF THE TIME..... 1 SOME OF THE TIME..... 2 MOST OF THE TIME..... 3 ALL OF THE TIME..... 4 DON'T KNOW..... 98 DECLINED..... 99	
Q1101	Have you ever forced someone who was not your girlfriend/romantic partner, ex-girlfriend/romantic partner, wife, or ex-wife to have sex with you when they did not want to?	YES..... 1 NO..... 2 DON'T KNOW..... 98 DECLINED..... 99	→ Q1200
Q1101A	In the past when you have done this to someone who was not your current or previous girlfriend, romantic partner/wife, were you drinking alcohol? None of the time, some of the time, most of the time, all of the time?	NONE OF THE TIME..... 1 SOME OF THE TIME..... 2 MOST OF THE TIME..... 3 ALL OF THE TIME..... 4 DON'T KNOW..... 98 DECLINED..... 99	

Q1200	SUBSTANCE ABUSE: How old were you when you drank alcohol for the first time that was more than a few sips?	YEARS OLD: [] [] NEVER DRANK ALCOHOL..... 97 DON'T KNOW..... 98 DECLINED..... 99	→ Q1202																																																								
Q1201	In the past 30 days, on how many days did you have 5 or more drinks of alcohol in a row?	NUMBER OF DAYS: [] [] DON'T KNOW..... 98 DECLINED..... 99																																																									
Q1202	Do you currently smoke tobacco on a daily basis, less than daily, or not at all?	DAYLY..... 1 LESS THAN DAILY..... 2 NOT AT ALL..... 3 DON'T KNOW..... 98 DECLINED..... 99																																																									
Q1205	In the past 30 days, have you used drugs such as marijuana, pills, ecstasy, or sniffed any chemical such as petrol or glue?	YES..... 1 NO..... 2 DON'T KNOW..... 98 DECLINED..... 99																																																									
Q1206	MENTAL HEALTH: During the past 30 days, how often did you feel the following ways: all the time, most of the time, some of the time, a little of the time, or none of the time? <i>(Read categories below)</i>																																																										
	A) Nervous?																																																										
	B) Hopeless/anxious?																																																										
	C) Restless?																																																										
	D) So sad that nothing could cheer you up?																																																										
	E) That everything was an effort?																																																										
	F) Worthless?																																																										
		<table border="1"> <thead> <tr> <th></th> <th>ALL THE TIME</th> <th>MOST OF THE TIME</th> <th>SOME OF THE TIME</th> <th>A LITTLE OF THE TIME</th> <th>NONE OF THE TIME</th> <th>DK</th> <th>DTA</th> </tr> </thead> <tbody> <tr> <td>A: NERVOUS</td> <td>1</td> <td>2</td> <td>3</td> <td>4</td> <td>5</td> <td>99</td> <td>99</td> </tr> <tr> <td>B: HOPELESS/ANXIOUS</td> <td>1</td> <td>2</td> <td>3</td> <td>4</td> <td>5</td> <td>99</td> <td>99</td> </tr> <tr> <td>C: RESTLESS</td> <td>1</td> <td>2</td> <td>3</td> <td>4</td> <td>5</td> <td>99</td> <td>99</td> </tr> <tr> <td>D: SO SAD THAT NOTHING COULD CHEER YOU UP</td> <td>1</td> <td>2</td> <td>3</td> <td>4</td> <td>5</td> <td>99</td> <td>99</td> </tr> <tr> <td>E: THAT EVERYTHING WAS AN EFFORT</td> <td>1</td> <td>2</td> <td>3</td> <td>4</td> <td>5</td> <td>99</td> <td>99</td> </tr> <tr> <td>F: WORTHLESS</td> <td>1</td> <td>2</td> <td>3</td> <td>4</td> <td>5</td> <td>99</td> <td>99</td> </tr> </tbody> </table>		ALL THE TIME	MOST OF THE TIME	SOME OF THE TIME	A LITTLE OF THE TIME	NONE OF THE TIME	DK	DTA	A: NERVOUS	1	2	3	4	5	99	99	B: HOPELESS/ANXIOUS	1	2	3	4	5	99	99	C: RESTLESS	1	2	3	4	5	99	99	D: SO SAD THAT NOTHING COULD CHEER YOU UP	1	2	3	4	5	99	99	E: THAT EVERYTHING WAS AN EFFORT	1	2	3	4	5	99	99	F: WORTHLESS	1	2	3	4	5	99	99	
	ALL THE TIME	MOST OF THE TIME	SOME OF THE TIME	A LITTLE OF THE TIME	NONE OF THE TIME	DK	DTA																																																				
A: NERVOUS	1	2	3	4	5	99	99																																																				
B: HOPELESS/ANXIOUS	1	2	3	4	5	99	99																																																				
C: RESTLESS	1	2	3	4	5	99	99																																																				
D: SO SAD THAT NOTHING COULD CHEER YOU UP	1	2	3	4	5	99	99																																																				
E: THAT EVERYTHING WAS AN EFFORT	1	2	3	4	5	99	99																																																				
F: WORTHLESS	1	2	3	4	5	99	99																																																				
Q1207	Have you ever intentionally hurt yourself in any way?	YES..... 1 NO..... 2 DON'T KNOW..... 98 DECLINED..... 99																																																									
Q1208	Have you ever thought about killing yourself?	YES..... 1 NO..... 2 DON'T KNOW..... 98 DECLINED..... 99	→ Q1210																																																								
Q1209	Have you ever tried to kill yourself?	YES..... 1 NO..... 2 DON'T KNOW..... 98 DECLINED..... 99																																																									
Q1210	STI: Have you ever been diagnosed with a sexually transmitted infection?	YES..... 1 NO..... 2 DON'T KNOW..... 98 DECLINED..... 99																																																									
Q1211	Have you ever had a genital sore or ulcer, or an abnormal genital discharge?	YES..... 1 NO..... 2 DON'T KNOW..... 98 DECLINED..... 99																																																									
Q1300	CARRYING WEAPONS: Now I am going to ask questions about weapons. Remember you can skip questions if you don't want to answer During the past 30 days, on how many days did you carry a weapon such as, gun, knife, pata de cabra, changón, or club?	0 DAYS..... 0 1 OR 3 DAYS..... 1 4 OR 5 DAYS..... 2 6 OR MORE DAYS..... 3 DON'T KNOW..... 98 DECLINED..... 99	→ Q1400 → Q1400																																																								
Q1301	What is the main reason that you carry a weapon such as, gun, knife, pata de cabra, changón, or club, during the past 30 days?	FOR PROTECTION AGAINST ATTACKS BY OTHER PEOPLE..... 1 BECAUSE MY FRIENDS CARRY WEAPONS..... 2 BECAUSE IT MAKES ME FEEL IMPORTANT..... 3 TO "SHOW OFF" AND IMPRESS MY FRIENDS..... 4 BECAUSE I WANTED TO HURT SOMEONE..... 5 BECAUSE OF WORK/WORKS AS SECURITY PERSON..... 6 DON'T KNOW..... 98 DECLINED..... 99																																																									

Q1302	During the past 30 days, on how many days did you carry a gun onto school/educational center property?	0 DAYS 0 1 TO 3 DAYS 1 4 TO 5 DAYS 2 6 OR MORE DAYS..... 3 HAS NEVER CARRIED A GUN 4 → Q1307 DON'T KNOW 98 DECLINED..... 99	
Q1303	During the past 30 days, on how many days did you carry a gun in your community/ neighborhood/county?	0 DAYS..... 0 1 TO 3 DAYS 1 4 TO 5 DAYS 2 6 OR MORE DAYS..... 3 DON'T KNOW 98 DECLINED..... 99	
Q1304	During the past 30 days when you carried a gun, where did you get the gun?	PARENT OR OTHER FAMILY MEMBER'S GUN TAKEN FROM HOME..... 1 PURCHASED FROM A STORE THAT SELLS GUNS..... 2 PURCHASED "ON THE STREET" 3 BORROWED FROM A FRIEND OR SOMEONE I KNOW 4 STOLEN 5 DON'T KNOW 98 DECLINED..... 99	
Q1305	During the past 12 months, on how many times did you use a gun to threaten or injure another person?	0 TIMES..... 0 1 TIME 1 2 - 4 TIMES..... 2 5 OR MORE TIMES..... 3 DON'T KNOW 98 DECLINED..... 99	
Q1306	How old were you the first time you carried a gun, knife, pata de cabra, changón, or club? (Do not count times when you carried a gun for hunting or sport).	YEARS OLD: <input type="text"/> <input type="text"/> DON'T KNOW 98 DECLINED..... 99	
Q1307	During the past 12 months, during how many days did you carry a weapon such as a machete, knife, pata de cabra, changón, or club in school/educational center?	0 DAYS 0 1 TO 3 DAYS 1 4 TO 5 DAYS 2 6 OR MORE DAYS..... 3 DON'T KNOW 98 DECLINED..... 99	
Q1308	During the past 12 months, how many times did you use a machete, knife, pata de cabra, changón, or club to threaten or injure another person?	0 TIMES..... 0 1 TIME..... 1 2 - 4 TIMES..... 2 5 OR MORE TIMES..... 3 DON'T KNOW 98 DECLINED..... 99	
Q1400	RESPONSES TO SENSITIVE QUESTIONS: Thank you for taking the time to answer these questions. I would like to ask you about your opinion of this survey and the questions that I asked you. Do you feel that the time you took to answer these questions was worthwhile for you?	YES, WORTHWHILE..... 1 NO, NOT WORTHWHILE 2 DON'T KNOW 98 DECLINED..... 99	
Q1401	At any point during the interview, were you afraid that someone might hear your answers and hurt or embarrass you in any way because of what they heard?	YES 1 NO..... 2 DON'T KNOW 98 DECLINED..... 99	
Q1402	Did any of the questions I asked you make you feel upset because of a past experience?	YES 1 NO..... 2 DON'T KNOW 98 DECLINED..... 99	
Q1403	Did you find it upsetting or stressful to answer any of these questions?	YES 1 NO..... 2 DON'T KNOW 98 DECLINED..... 99	

Q1404	Did any of the questions I asked you about gangs make you feel upset or scared?	YES 1 NO..... 2 DON'T KNOW 98 DECLINED..... 99	
IF Q1403=1 OR Q1404=1 CONTINUE WITH Q1405 IF Q1403=2/98/99 AND Q1404=2/98/99 GO TO Q1406			
Q1405	Why did you find it upsetting or stressful to answer these questions?	<hr/> <hr/> <hr/> <hr/> <hr/> <hr/>	
Q1406	I have asked you about many difficult things. How has talking about these things made you feel?	<hr/> <hr/> <hr/> <hr/> <hr/> <hr/>	
Q1407	We have now finished the interview. Do you have any comments, or is there anything else you would like to add?	<hr/> <hr/> <hr/> <hr/> <hr/> <hr/>	
RECORD THE TIME THE INTERVIEW ENDED:		TIME: (00:00)	<input type="text"/> <input type="text"/> <input type="text"/> <input type="text"/>

RESPONSE PLAN CHECKLIST:

DID RESPONDENT TELL YOU ABOUT/DISCLOSE ANY VIOLENCE IN THE PAST?
 YES
 NO

DID THE RESPONDENT SHOW ANY SIGNS OF BEING UPSET AT ANY POINT DURING THE INTERVIEW, E.G. BEING TEARFUL, ANGRY, SAD, SHAKING BODY, DIFFICULTY IN BREATHING ETC.?
 YES
 NO

(IF UNDER AGE 18) DID THE RESPONDENT TRADE SEX FOR MONEY OR GOODS IN THE PAST 12 MONTHS?
 YES
 NO

DID THE RESPONDENT TELL YOU THAT HE IS IN IMMEDIATE DANGER
 YES
 NO

DID THE RESPONDENT TELL YOU ABOUT FEELING UNSAFE IN CURRENT LIVING SITUATION OR ASK FOR HELP WITH CURRENT OR PAST EXPERIENCES OF VIOLENCE AT ANY POINT DURING INTERVIEW?
 YES
 NO

IF NO WAS SELECTED FOR ALL OF THE ABOVE AND THE RESPONDENT DID NOT DISCLOSE ANY VIOLENCE, CONTINUE TO FINISH OPTION 1.

IF YES WAS SELECTED FOR ANY OF THE ABOVE, CONTINUE TO FINISH OPTION 2.

FINISH OPTION 1: RESPONDENT DID NOT MEET ANY RESPONSE PLAN CRITERIA

I would like to thank you very much for helping me. I appreciate the time that you have taken. I realize that these questions may have been difficult for you to answer, but it is only by listening to children and young people like you that we can really understand about the health and life experiences of children and young people in Colombia.

Sometimes the questions I have asked might remind you of times when you, or people you know, have experienced difficulties in life and you may think that you would like to talk to someone about this. This might be now or at any time in the future. I have a list of organizations here that provide various types of services that may be of interest to you. Please contact them if you need help or wish to find out more information about what they offer. You can contact them whenever you would like to.

Do you have any questions you would like to ask me?

FINISH OPTION 2: RESPONDENT MET ONE OR MORE RESPONSE PLAN CRITERIA

I would like to thank you very much for helping me. I appreciate the time that you have taken. I realize that these questions may have been difficult for you to answer, but it is only by listening to children and young people like you that that we can really understand about the health and experiences of children and young people in Colombia

From what you have told me, I understand that you have experienced some very difficult times in your life. No one has the right to treat someone else in that way and you also have the right to receive protection and support when you need it. You are not alone. As part of the research we are doing, we care about the welfare of the people we interview and are committed to making sure that support and help is offered and provided.

There may be a time when you may like to talk to someone about your experiences. This might be now or at any time in the future. I have a list of organizations here that provide various types of services that may be of interest to you, as they provide support, legal advice and listening and social work services to people like you who may have experienced different kinds of violence. Please contact them if you want to talk about your experiences, need help or wish to find out more information about what they offer. You can contact them whenever you feel ready, either soon or later on.

I also understand that it may be very difficult to ask for help when you need it. If you would like me to I can help put you in contact with a social worker who is specially trained to listen and support people with problems similar to the ones you have told me about, so if you would like to meet one of our social workers in a private place, which can easily be arranged. Sometimes having someone listen to your thoughts and feelings can be very helpful to relieve stress and help you decide what you need to do.

There are also other services in this area that offer support and our social workers could talk about them with you and what they provide, and help put you in touch with these organizations if you wish.

If I put you in touch with a social worker, I will only share with that person the information you want to share. As I explained at the beginning, your answers are confidential.

Do you think that you would like to talk to one of our social workers/arrange to speak with you?

YES (CONTINUE TO SERVICE REFERRAL FORM, AND CONTACT YOUR SUPERVISOR)
 NO

It is fine that you do not want to speak with a social worker now. However, if you change your mind at any time in the future, please contact any of the services provided in the list if you would like to talk over your situation with someone. You can go whenever you feel ready, either soon or later on.

Do you have any questions you would like to ask me?

INTERVIEWER QC INITIALS: TEAM LEAD QC INITIALS:

QUALITY CONTROL COMMENTS AND OBSERVATIONS	
INTERVIEWER COMMENTS ABOUT SPECIFIC QUESTIONS: (Please list question numbers and describe the specific issue)	
INTERVIEWER GENERAL COMMENTS: (Respondent demeanor, comprehension issues, privacy issues, community issues, etc.)	
FIELD SUPERVISOR COMMENTS:	
DATA SUPERVISOR COMMENTS:	

References

- ¹ Krug, E.G., et al., eds. World report on violence and health. Geneva, World Health Organization, 2002.
- ² Censo Nacional 2018. Departamento Administrativo Nacional de Estadística, Bogotá, Colombia, 2019. Available at: <https://www.dane.gov.co/index.php/estadisticas-por-tema/demografia-y-poblacion/censo-nacional-de-poblacion-y-vivenda-2018/cuantos-somos>
- ³ GINI Index, Data Bank. World Bank Group, 2019. Available at: <https://data.worldbank.org/indicator/SI.POV.GINI?end=2011&start=2011&view=bar>
- ⁴ Human Development Indices and Indicators: 2018 Statistical update. UNDP, 2018. Available at: http://hdr.undp.org/sites/all/themes/hdr_theme/country-notes/COL.pdf
- ⁵ Estadísticas vitales: Nacimientos y defunciones. DANE, 2016. Available at: <https://www.dane.gov.co/index.php/estadisticas-por-tema/demografia-y-poblacion/nacimientos-y-defunciones>
- ⁶ Forced displacement growing in Colombia despite peace agreement. UNHCR, Geneva, 2017. Available at: <https://www.unhcr.org/news/briefing/2017/3/58c26e114/forced-displacement-growing-colombia-despite-peace-agreement.html>
- ⁷ Forensis: Datos para la vida, 2018. Instituto Nacional de Medicina Legal y Ciencias Forenses, Bogotá, Colombia, 2019. Available at: <http://www.medicinalegal.gov.co/documents/20143/386932/Forensis+2018.pdf/be4816a4-3da3-1ff0-2779-e7b5e3962d60>
- ⁸ WHO. (2002) World Report on Violence and Health. WHO, Geneva, Switzerland.
- ⁹ Hillis, S., Mercy, J., Amobi, A., et al. (2016). Global Prevalence of Past-Year Violence Against Children: A Systematic Review and Minimum Estimates. *Pediatrics*, 137 (3): e 20154079.
- ¹⁰ UNICEF Factsheet, Article 19 and 34 of the Convention on the Rights of the Child, 1989.
- ¹¹ Long, S. (2011). Protecting Children Affected by HIV Against Abuse, Exploitation, Violence, and Neglect. Arlington, VA: USAID's AIDS Support and Technical Assistance Resources, AIDSTAR-One, Task Order 1.
- ¹² Cluver, L., Orkin, M., Boyes, M., Gardner, F., Meinck, F. (2011). Transactional Sex among AIDS-Orphaned and AIDS-Affected Adolescents Predicted by Abuse and Poverty. *Journal of Acquired Immune Deficiency Syndromes*, 58, 336-43. doi: 10.1097/QAI.0b013e31822f0d82.
- ¹³ Krug, E.G. et al. (eds). (2002). World Report on Violence and Health. WHO Geneva. Switzerland.
- ¹⁴ WHO. (2014). Global Status Report on Violence Prevention. WHO Geneva. Switzerland.

- ¹⁵ Pinheiro, Paulo Sérgio de M.S. (2006). World report on violence against children. Independent Expert for the United Nations Secretary-General's Study on Violence against Children, Geneva, Switzerland. Available at: <https://www.unicef.org/violencestudy/reports.html>
- ¹⁶ World Health Organization. (2016). INSPIRE: Seven Strategies for Ending Violence Against Children.
- ¹⁷ Homicide mortality rate calculations derived from Forensis, 2018 cases and population denominators projected for 2018 by DANE from the 2005-2020 population projections tables. Available at: <https://www.dane.gov.co/index.php/estadisticas-por-tema/demografia-y-poblacion/proyecciones-de-poblacion>
- ¹⁸ Encuesta de Demografía y Salud (ENDS) 2015. Chapter 14, Gender-based violence. Ministerio de Salud y Protección Social. Bogotá Colombia. Available at: <https://dhsprogram.com/pubs/pdf/FR334/FR334.2.pdf>
- ¹⁹ Embarazo en adolescentes: Generalidades y percepciones. Observatorio del Bienestar de la Niñez. Instituto Colombiano de Bienestar Familiar (ICBF). Bogotá, 2015. Available at: <https://www.icbf.gov.co/sites/default/files/embarazo-adolescente-web2015.pdf>
- ²⁰ Reducción de la tasa de embarazo en adolescentes sigue siendo un reto de salud pública. Ministerio de Salud y protección Social (MSPS). Bogotá, 2017. Available at: <https://www.minsalud.gov.co/Paginas/Reduccion-de-tasa-de-embarazo-adolescente-sigue-siendo-reto-en-salud-publica.aspx>
- ²¹ Osorio, I, Hernández, H. Prevalencia de deserción escolar en embarazadas adolescentes de instituciones educativas oficiales del Valle del Cauca, Colombia, 2006. Colombia Médica. 42;3:303-8. Available at: <http://www.scielo.org.co/pdf/cm/v42n3/v42n3a6.pdf>
- ²² INMLCF, Cifras estadísticas. Instituto Nacional de Medicina Legal y Ciencias Forenses (INMLCF). Bogotá, 2019. Available at: <http://www.medicinalegal.gov.co/cifras-estadisticas/forensis>
- ²³ Gobierno de Colombia. Sistema Integrado de Información sobre Violencias de Género (SIVIGE). Bogotá, 2016. Available at: <https://www.minsalud.gov.co/sites/rid/Lists/BibliotecaDigital/RIDE/VS/PP/sivige-documento.pdf>
- ²⁴ Política Nacional de Salud Mental. Ministerio de Salud y Protección Social, Resolución 4886 de 2018. Bogotá, Colombia. Available at: <https://www.minsalud.gov.co/sites/rid/Lists/BibliotecaDigital/RIDE/VS/PP/politica-nacional-salud-mental.pdf>
- ²⁵ Estrategia de atención integral para niños, niñas y adolescentes con énfasis en prevención del embarazo en la infancia y la adolescencia. Instituto Colombiano de Bienestar Familiar (ICBF). Bogotá, 2019. Available at: <https://www.icbf.gov.co/bienestar/ninez-adolescencia/prevencion-embarazo-adolescente>
- ²⁶ USAID. Demographic and Health Surveys Program. See: <https://dhsprogram.com>
- ²⁷ CDC. The Youth Risk Behavior Surveillance System (YRBSS). See: <https://www.cdc.gov/healthyyouth/data/yrbs/index.htm>
- ²⁸ CDC. The National Intimate Partner and Sexual Violence Survey (NISVS). See: <https://www.cdc.gov/violenceprevention/datasources/nisvs/>.
- ²⁹ Carolina Population Center. National Longitudinal Study of Adolescent to Adult Health (Add Health). University of North Carolina at Chapel Hill, Chapel Hill, NC. See: <https://www.cpc.unc.edu/projects/addhealth>
- ³⁰ Centers for Disease Control and Prevention. Critical Elements of Interviewer Training for Engaging Children and Adolescents in Global Violence Research: Best Practices and Lessons Learned from the Violence Against Children Survey. Atlanta, GA: National Center for Injury Prevention and Control, Centers for Disease Control and Prevention, 2017.
- ³¹ <https://www.cdc.gov/violenceprevention/pdf/vacs/VACS-trainingwhitepaper.pdf>
- ³² Ethical and safety recommendations for intervention research on violence against women. Building on lessons from the WHO publication Putting women first: ethical and safety recommendations for research on domestic violence against women. Geneva: World Health Organization. February 2016.
- ³³ Comité de Ética y Metodologías de Investigación (CEMIN). Instituto Nacional de Salud, Bogotá, 2019. Available at: <https://www.ins.gov.co/Direcciones/Investigacion/Paginas/CEMIN.aspx>
- ³⁴ Stoltenborgh M, van Ijzendoorn MH, Euser EM, Bakermans-Kranenburg MJ. A global perspective on child sexual abuse: meta-analysis of prevalence around the world. Child Maltreat. 2011;16(2):79-101.
- ³⁵ Stark L, Seff I, Hoover A, Gordon R, Ligiero D, Massetti G. Sex and age effects in past-year experiences of violence amongst adolescents in five countries. PLoS One. 2019;14(7):e0219073. 2019 Jul 8. doi:10.1371/journal.pone.0219073
- ³⁶ Devries K, Merrill KG, Knight L, et al. Violence against children in Latin America and the Caribbean: What do available data reveal about prevalence and perpetrators? Rev Panam Salud Publica. 2019;43:e66. 2019 Oct 15. doi:10.26633/RPSP.2019.66
- ³⁷ Devries K, Knight L, Petzold M, et al. Who perpetrates violence against children? A systematic analysis of age-specific and sex-specific data. BMJ Paediatr Open. 2018;2(1):e000180. 2018 Feb 7. doi:10.1136/bmjpo-2017-000180
- ³⁸ Seff I, Stark L. A sex-disaggregated analysis of how emotional violence relates to suicide ideation in low- and middle-income countries. Child Abuse Negl. 2019 Jul;93:222-227. doi: 10.1016/j.chiabu.2019.05.008.

- ³⁹ Merrick MT, Ford DC, Ports KA, Guinn AS, Chen J, Klevens J, Metzler M, Jones CM, Simon TR, Daniel VM, Ottley P, Mercy JA. Vital Signs: Estimated Proportion of Adult Health Problems Attributable to Adverse Childhood Experiences and Implications for Prevention - 25 States, 2015-2017. *MMWR Morb Mortal Wkly Rep.* 2019 Nov 8;68(44):999-1005.
- ⁴⁰ P. S. Lilleston, L. Goldmann, R. K. Verma & J. McCleary-Sills. Understanding social norms and violence in childhood: theoretical underpinnings and strategies for intervention, *Psychology, Health & Medicine.* 2017 22:sup1, 122-134, DOI: 10.1080/13548506.2016.1271954
- ⁴¹ Ministerio de Salud y Protección Social y OIM. Informe de Sistematización de las Acciones de Fortalecimiento de Prevención y Atención Integral de Violencias en Seis Municipios de Colombia. 2019.
- ⁴² Nguyen KH, Kress H, Villaveces A, Massetti GM. Sampling design and methodology of the Violence Against Children and Youth Surveys. *Inj Prev* 2018;0:1-7. Epub ahead of print.
- ⁴³ Chiang L, Howard A, Gleckel J, Ogoti C, Karlsson J, Hynes M, Mwangi M. Cycle of violence among young Kenyan women: The link between childhood violence and adult intimate partner violence in a population-based survey. *Child Abuse & Neglect* 2018;84:45-52.

Colombia violence

AGAINST CHILDREN AND YOUTH SURVEY

2018